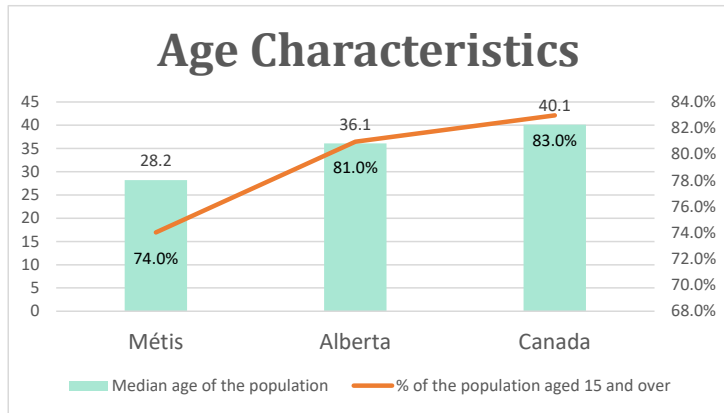


Alberta, CA

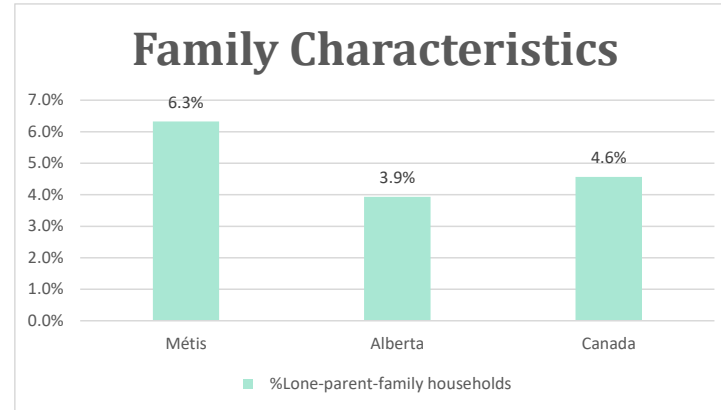
Geo_Code: 48

(Source: National Household survey 2011)

The total population reported with Métis single identity is 96,870 (Total Métis household is 53,660), representing 44% of Aboriginal people, accounting for 2.7% of the total population in Alberta.

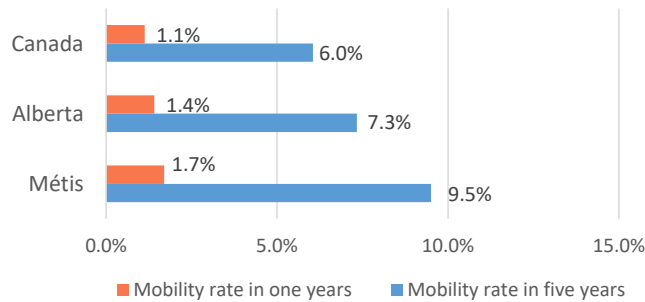


For Métis single identity population, the median age is 28.2 years old, with 74.0% of the population aged 15 and over. As for the total population, the median age is 36.1 in Alberta and 40.1 years old in Canada, with 81.0% and 83.0% population aged 15 and over respectively.



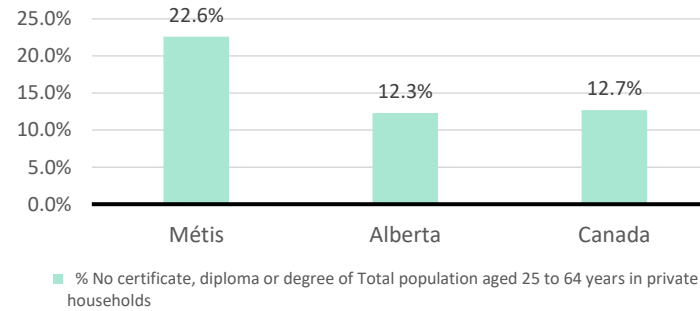
The number of Métis single lone parents household is 6125, accounting for 6.3% of the total Métis single private households.

Mobility



1615 Métis households moved in last year (1.7%), 8410 Métis households moved in the past 5 years (9.5%).

Education



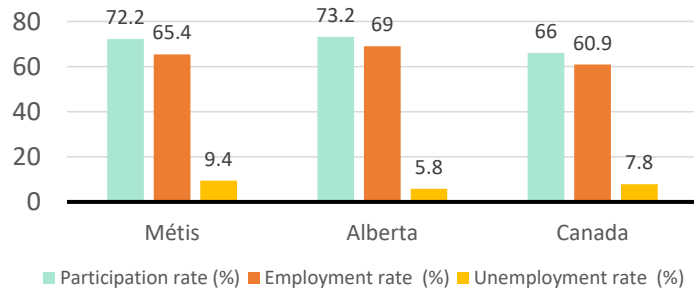
For population aged from 25 to 64 years, 22.6% Métis compared to 12.3% in Alberta and 12.7% in Canada have no certificate, diploma or degree.

For Métis aged from 25 to 34, 19.3% Métis reported to have no certificate, diploma or degree.

Alberta, CA

Labor Force & Housing Statistics

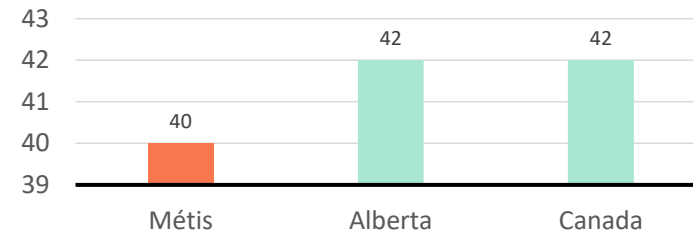
Labour Force Status



Métis participation rate is 72.2%, employment rate is 65.4%, and unemployment rate is 9.4%.

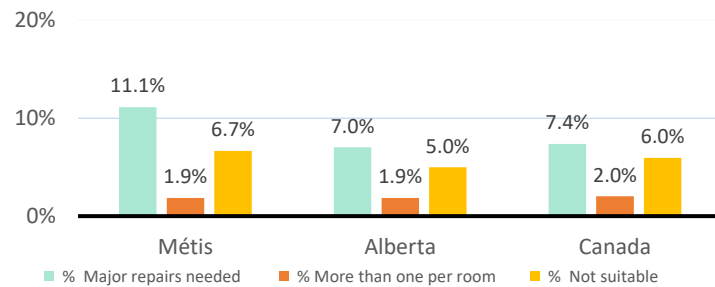
While the participation rate is higher compared with total population in Alberta and Canada (73.2% and 66.0%), unemployment rate is also higher.

Average Weeks Worked in 2010



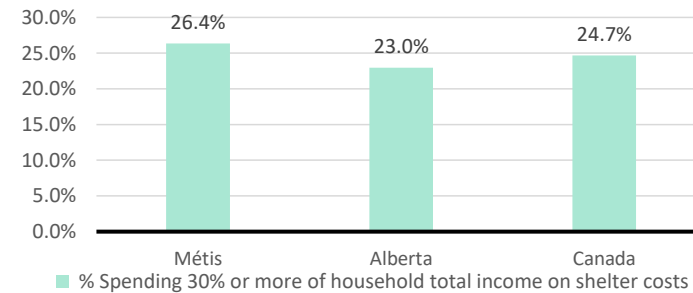
The average weeks worked in 2010 is 40.0 weeks.

Household Characteristics



There are 53660 private dwellings occupied by a Métis single household, out of which 11.1% need major repairs, 1.9% have more than one person per room, and 6.7% Métis household reported to be not suitable.

Shelter Costs



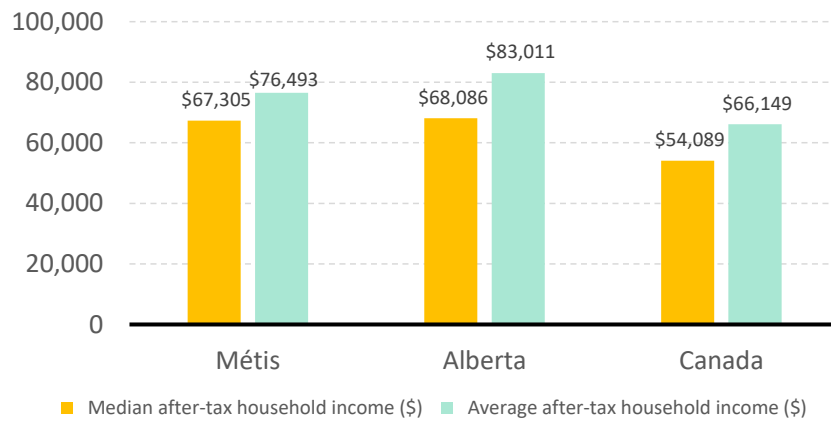
The number of Métis households spending 30% or more of household total income on shelter costs is 14145, which is 26.4%

of the total private dwellings occupied by a Métis household, compared to 23.0% of the total population in Alberta and 24.7% of the total population in Canada.

Alberta, CA

Income

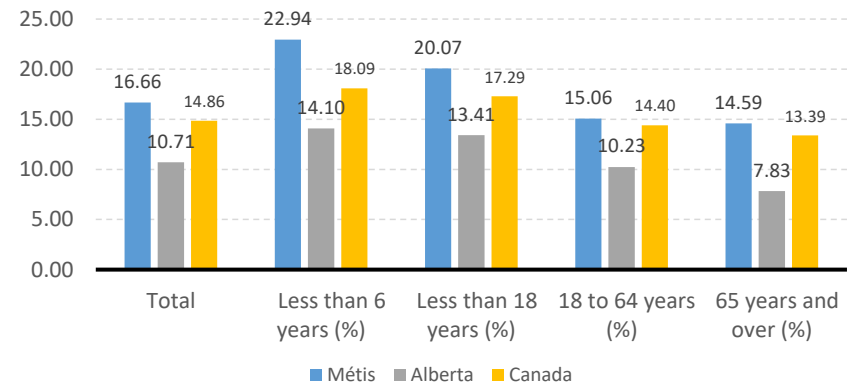
After-Tax Income of Households in 2010



For Métis singles, median after-tax household income is \$67,305, and average after-tax household income is

\$76,493. Métis has lower median and average after-tax income than Alberta, and higher median and average after-tax income than Canada.

Prevalence of Low Income in 2010 Based On After-Tax Low-Income Measure (%)



The prevalence of low income based on after-tax low-income measure is 16.66%.

The percentage of low income is 20.07% for people less than 18 years old, 22.94% for people less than 6 years old, 15.06% for people from 18 to 64 years old, and 14.59% for people over 65 years old.