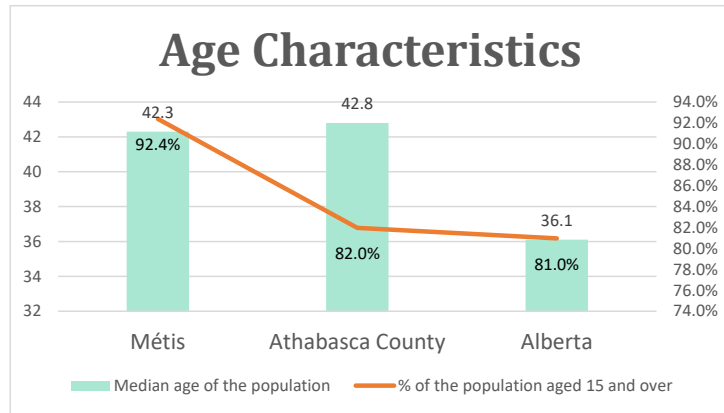


Athabasca County, AB

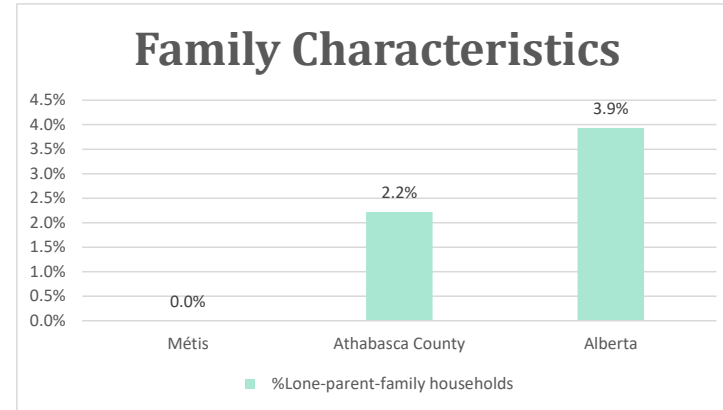
Geo_Code: 4813044

(Source: National Household survey 2011)

The total population reported with Métis single identity is 525 (Total Métis household is 325), representing 85% of Aboriginal people, accounting for 6.9% of the total population in Athabasca County.

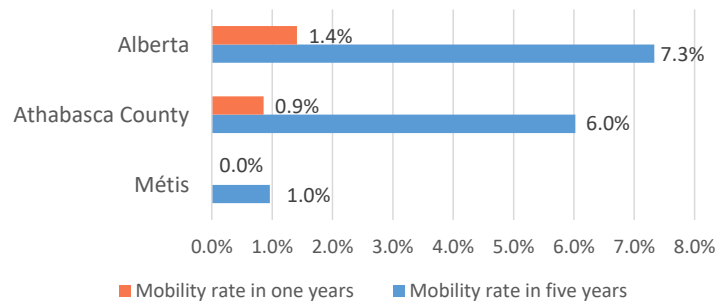


For Métis single identity population, the median age is 42.3 years old, with 92.4% of the population aged 15 and over. As for the total population, the median age is 42.8 in Athabasca County and 36.1 years old in Alberta, with 82.0% and 81.0% population aged 15 and over respectively.



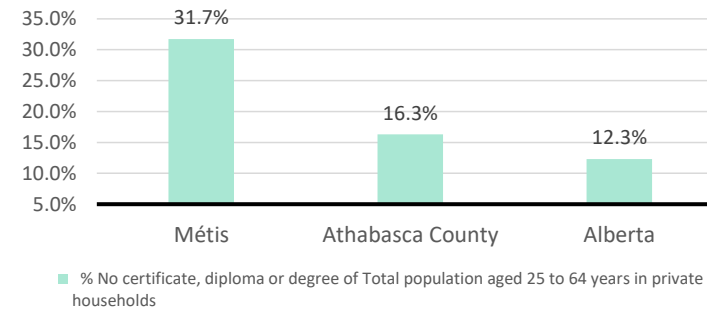
No Métis single lone parents household reported to the survey.

Mobility



No Métis households reported moving in for the last year. 5 Métis households moved in the past 5 years (1.0%).

Education



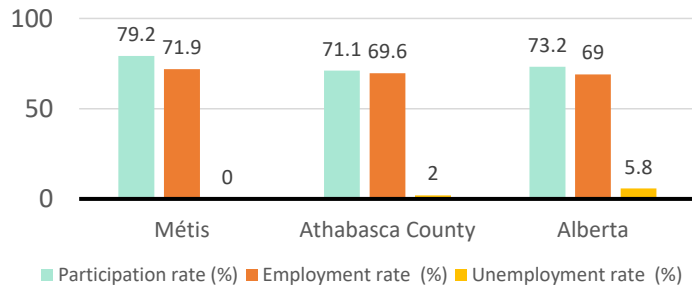
For population aged from 25 to 64 years, 31.7% Métis compared to 16.3% in Athabasca County and 12.3% in Alberta have no certificate, diploma or degree.

For Métis aged from 25 to 34, no Métis reported have no certificate, diploma or degree.

Athabasca County, AB

Labor Force & Housing Statistics

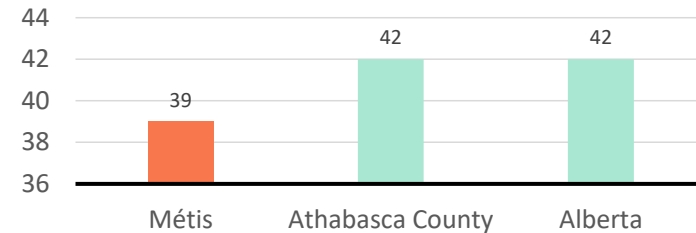
Labour Force Status



Métis participation rate is 79.2%, employment rate is 71.9%, and unemployment rate is 0.0%.

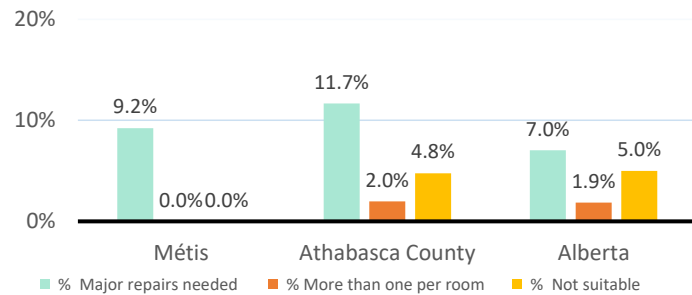
While the participation rate is higher compared with total population in Athabasca County and Alberta (71.1% and 73.2%), no Métis reported unemployment.

Average Weeks Worked in 2010



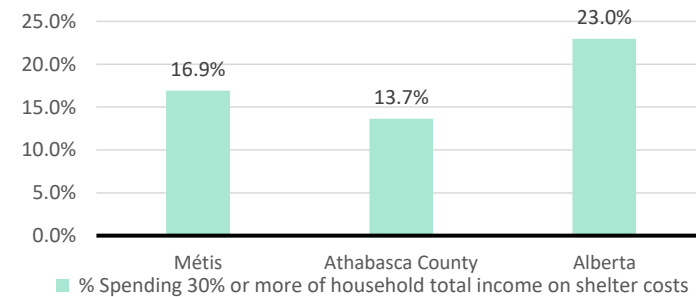
The average weeks worked in 2010 is 39.0 weeks.

Household Characteristics



There are 325 private dwellings occupied by a Métis single household, out of which 9.2% need major repairs, no Métis household reported have more than one person per room, and no Métis household reported to be not suitable.

Shelter Costs



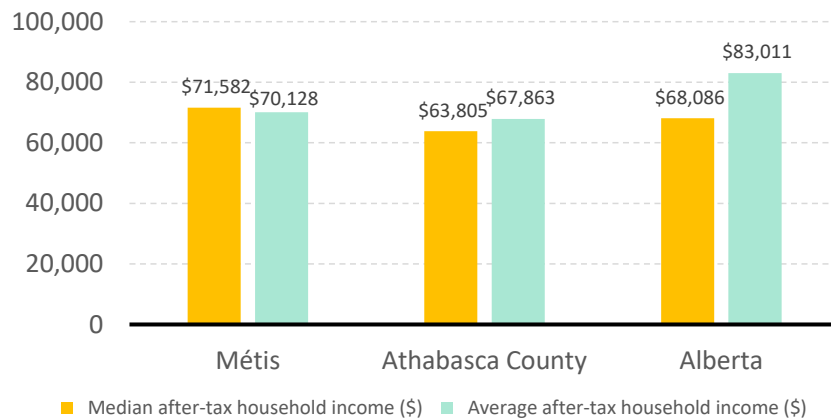
The number of Métis households spending 30% or more of household total income on shelter costs is 55, which is 16.9%

of the total private dwellings occupied by a Métis household, compared to 13.7% of the total population in Athabasca County and 23.0% of the total population in Alberta.

Athabasca County, AB

Income

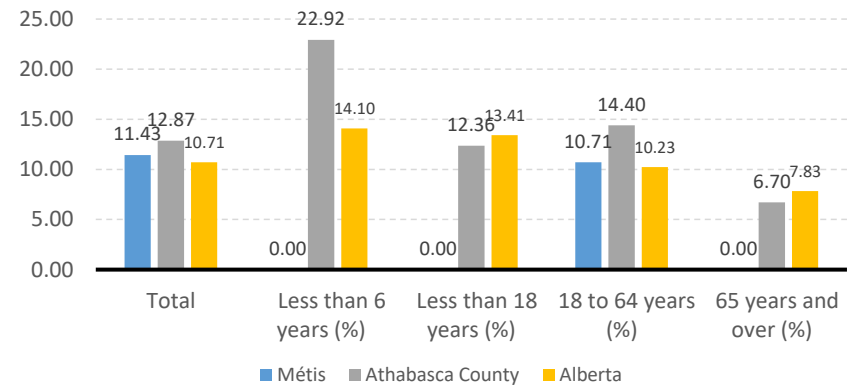
After-Tax Income of Households in 2010



For Métis singles, median after-tax household income is \$71,582, and average after-tax household income is

\$70,128. Métis has higher median and average after-tax income than Athabasca County, and higher median and lower average after-tax income than Alberta.

Prevalence of Low Income in 2010 Based On After-Tax Low-Income Measure (%)



The prevalence of low income based on after-tax low-income measure is 11.43%.

The percentage of low income is 10.71% for people from 18 to 64 years old, and no Métis household reported low income in other age groups.