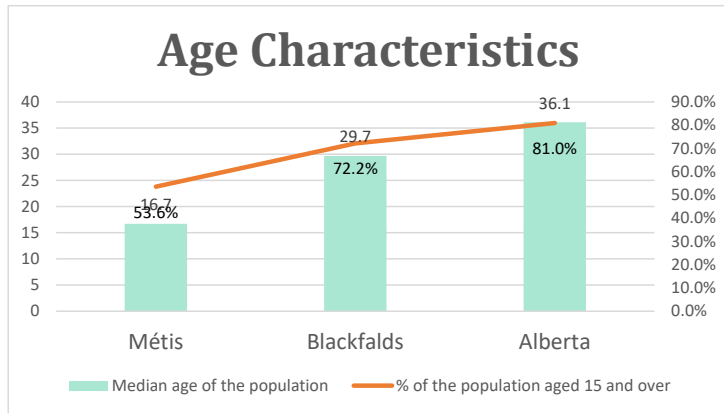


# Blackfalds, AB

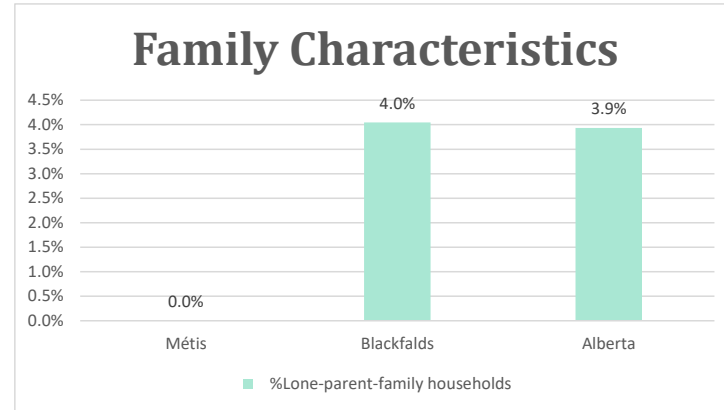
Geo\_Code: 4808029

(Source: National Household survey 2011)

The total population reported with Métis single identity is 280 (Total Métis household is 110), representing 60% of Aboriginal people, accounting for 4.4% of the total population in Blackfalds.

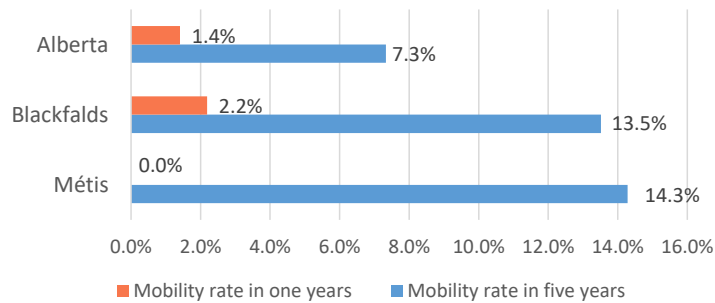


For Métis single identity population, the median age is 16.7 years old, with 53.6% of the population aged 15 and over. As for the total population, the median age is 29.7 in Blackfalds and 36.1 years old in Alberta, with 72.2% and 81.0% population aged 15 and over respectively.



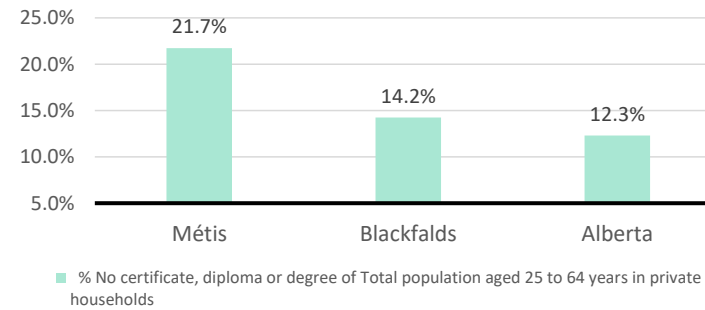
No Métis single lone parents household reported to the survey.

## Mobility



No Métis households reported moving in for the last year. 35 Métis households moved in the past 5 years (14.3%).

## Education



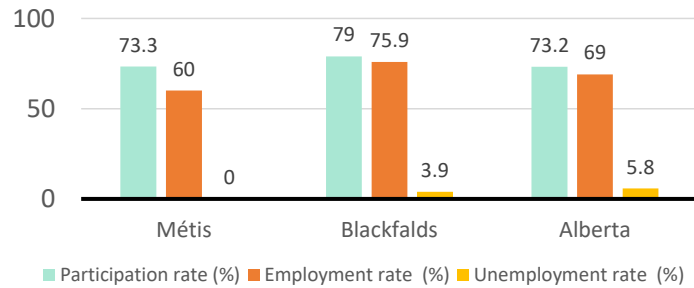
For population aged from 25 to 64 years, 21.7% Métis compared to 14.2% in Blackfalds and 12.3% in Alberta have no certificate, diploma or degree.

For Métis aged from 25 to 34, no Métis reported have no certificate, diploma or degree.

# Blackfalds, AB

## Labor Force & Housing Statistics

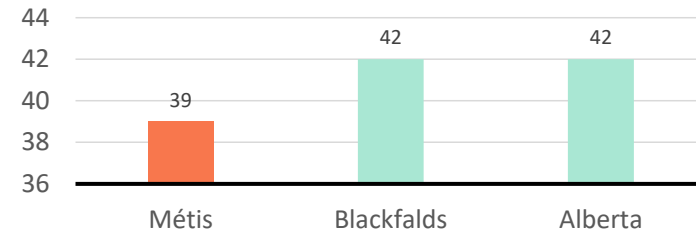
### Labour Force Status



Métis participation rate is 73.3%, employment rate is 60.0%, and unemployment rate is 0.0%.

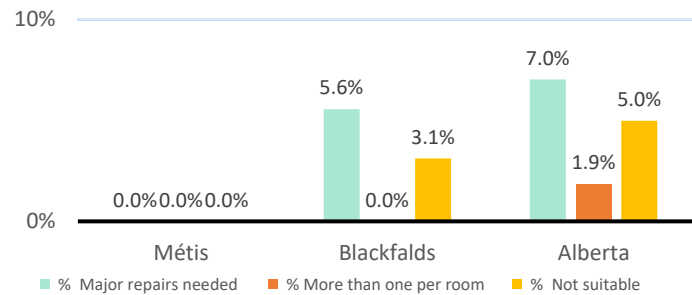
While the participation rate is lower compared with total population in Blackfalds and higher than Alberta (79.0% and 73.2%), no Métis reported unemployment.

### Average Weeks Worked in 2010



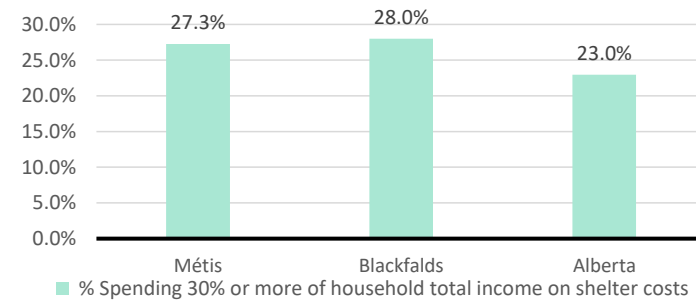
The average weeks worked in 2010 is 39.0 weeks.

### Household Characteristics



There are 110 private dwellings occupied by a Métis single household, out of which no Métis single household reported need major repairs, have more than one person per room, or not suitable.

### Shelter Costs



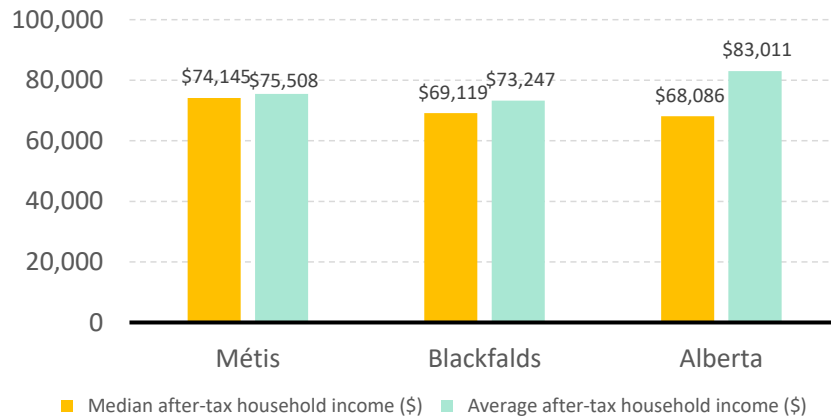
The number of Métis households spending 30% or more of household total income on shelter costs is 30, which is 27.3%

of the total private dwellings occupied by a Métis household, compared to 28.0% of the total population in Blackfalds and 23.0% of the total population in Alberta.

# Blackfalds, AB

## Income

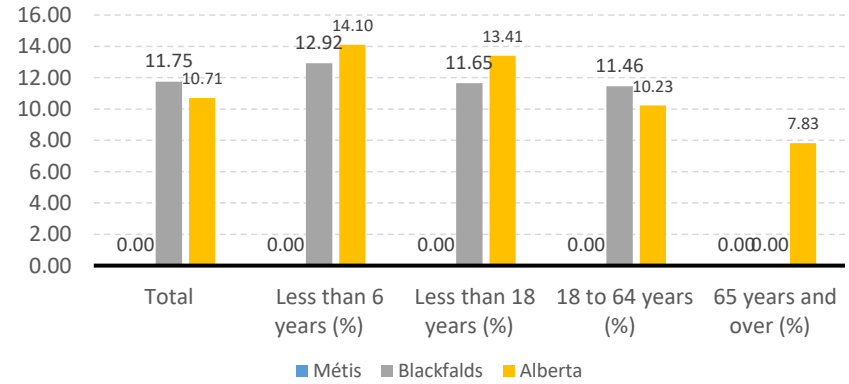
After-Tax Income of Households in 2010



For Métis singles, median after-tax household income is \$74,145, and average after-tax household income is

\$75,508. Métis has higher median and average after-tax income than Blackfalds, and higher median and lower average after-tax income than Alberta.

Prevalence of Low Income in 2010 Based On After-Tax Low-Income Measure (%)



The prevalence of low income based on after-tax low-income measure is 0.00%.

No Métis household reported low income in Blackfalds.