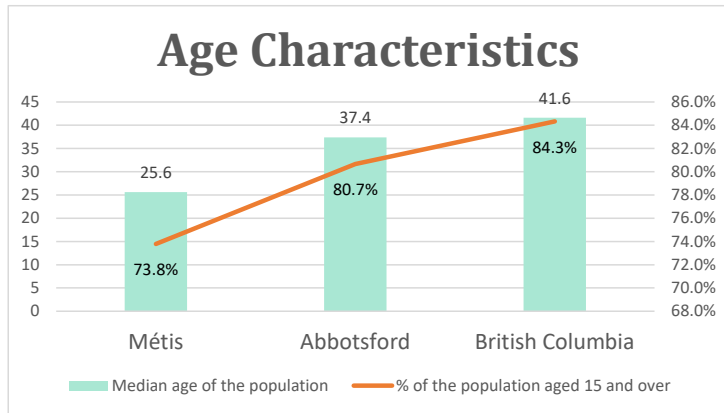


Abbotsford, BC

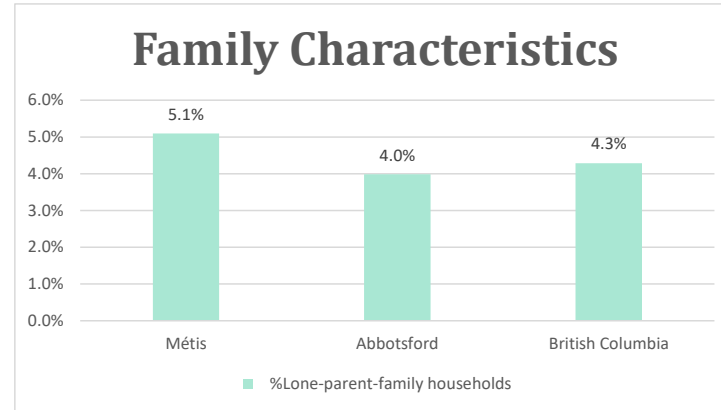
Geo_Code: 5909052

(Source: National Household survey 2011)

The total population reported with Métis single identity is 2,060 (Total Métis household is 1,125), representing 46% of Aboriginal people, accounting for 1.6% of the total population in Abbotsford.

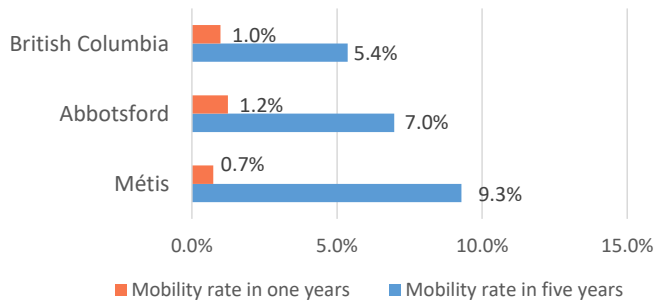


For Métis single identity population, the median age is 25.6 years old, with 73.8% of the population aged 15 and over. As for the total population, the median age is 37.4 in Abbotsford and 41.6 years old in British Columbia, with 80.7% and 84.3% population aged 15 and over respectively.



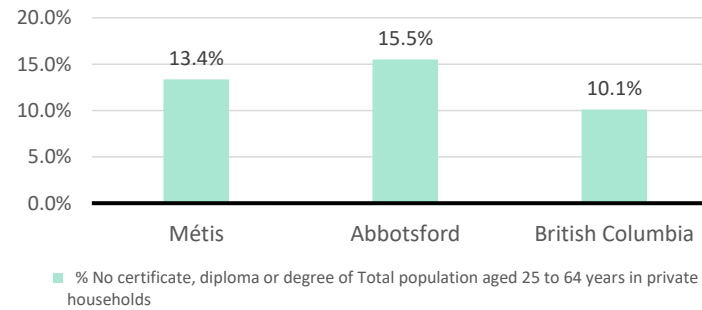
The number of Métis single lone parents household is 105, accounting for 5.1% of the total Métis single private households.

Mobility



15 Métis households moved in last year (0.7%), 175 Métis households moved in the past 5 years (9.3%).

Education



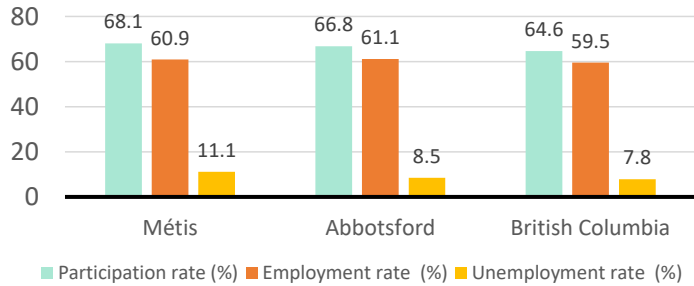
For population aged from 25 to 64 years, 13.4% Métis compared to 15.5% in Abbotsford and 10.1% in British Columbia have no certificate, diploma or degree.

For Métis aged from 25 to 34, 17.0% Métis reported to have no certificate, diploma or degree.

Abbotsford, BC

Labor Force & Housing Statistics

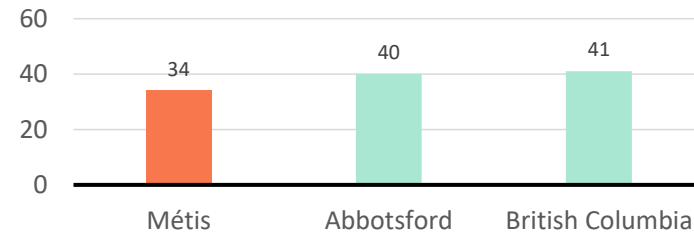
Labour Force Status



Métis participation rate is 68.1%, employment rate is 60.9%, and unemployment rate is 11.1%.

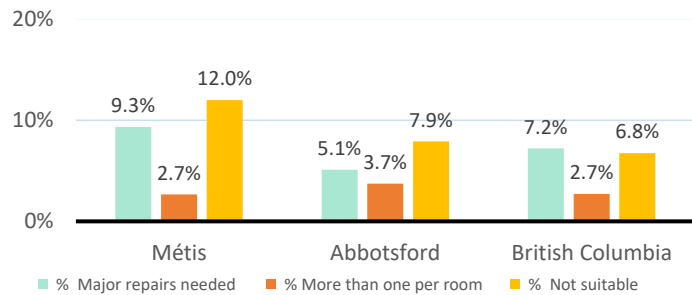
While the participation rate is higher compared with total population in Abbotsford and British Columbia (66.8% and 64.6%), unemployment rate is also higher.

Average Weeks Worked in 2010



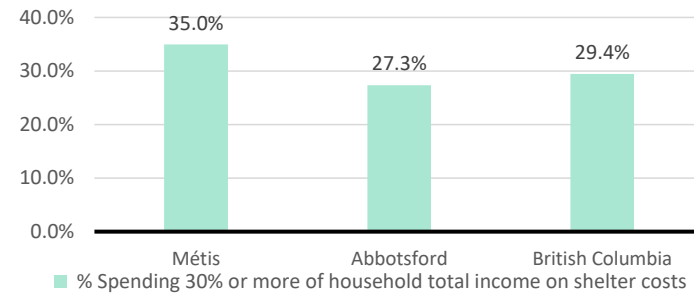
The average weeks worked in 2010 is 34.0 weeks.

Household Characteristics



There are 1125 private dwellings occupied by a Métis single household, out of which 9.3% need major repairs, 2.7% have more than one person per room, and 12.0% Métis household reported to be not suitable.

Shelter Costs



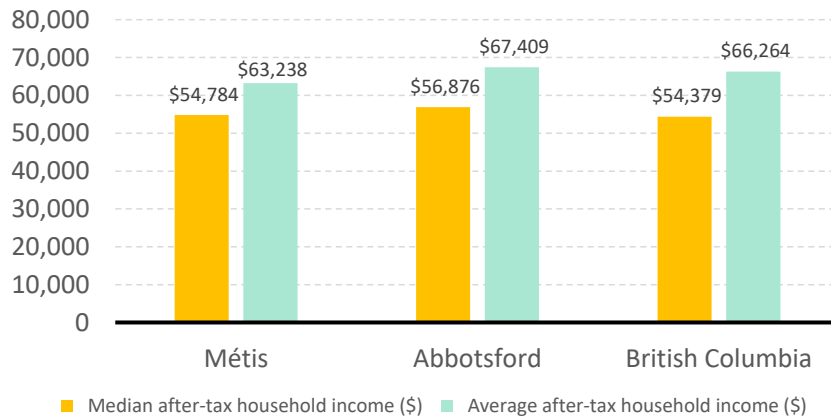
The number of Métis households spending 30% or more of household total income on shelter costs is 395, which is 35.0%

of the total private dwellings occupied by a Métis household, compared to 27.3% of the total population in Abbotsford and 29.4% of the total population in British Columbia.

Abbotsford, BC

Income

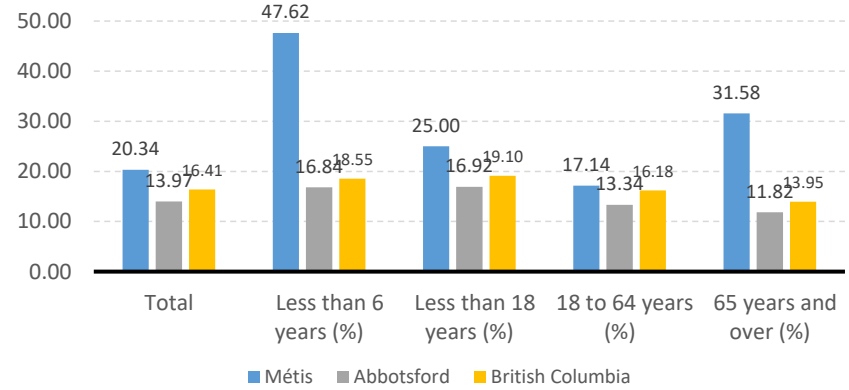
After-Tax Income of Households in 2010



For Métis singles, median after-tax household income is \$54,784, and average after-tax household income is

\$63,238. Métis has lower median and average after-tax income than Abbotsford, and higher median and lower average after-tax income than British Columbia.

Prevalence of Low Income in 2010 Based On After-Tax Low-Income Measure (%)



The prevalence of low income based on after-tax low-income measure is 20.34%.

The percentage of low income is 25.00% for people less than 18 years old, 47.62% for people less than 6 years old, 17.14% for people from 18 to 64 years old, and 31.58% for people over 65 years old.