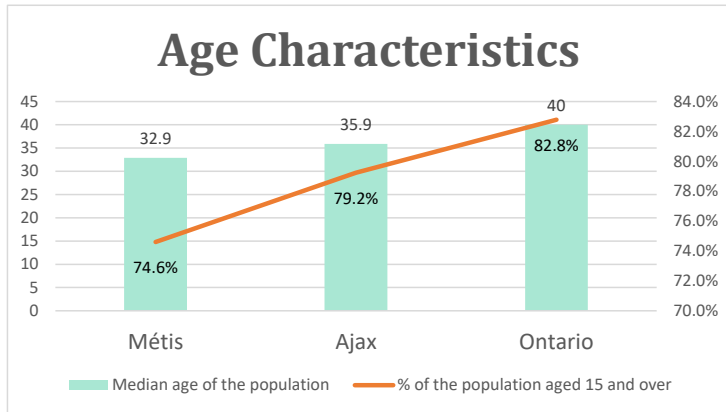


Ajax, ON

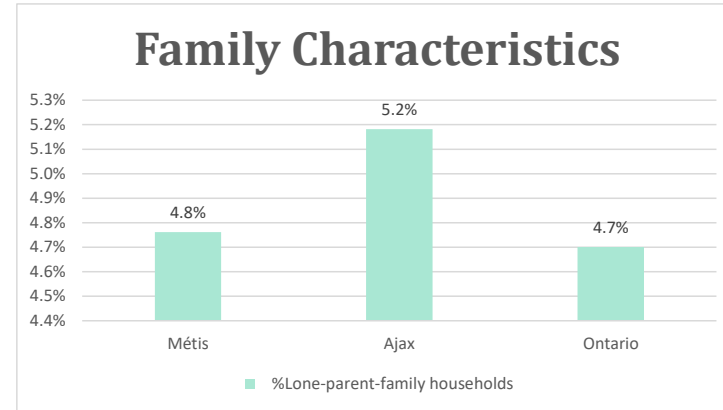
Geo_Code: 3518005

(Source: National Household survey 2011)

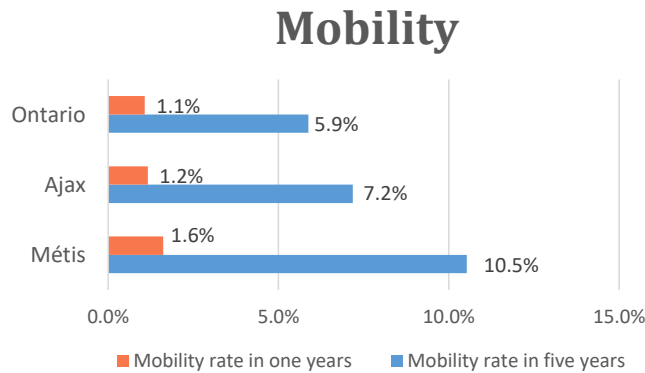
The total population reported with Métis single identity is 315 (Total Métis household is 185), representing 29% of Aboriginal people, accounting for 0.3% of the total population in Ajax.



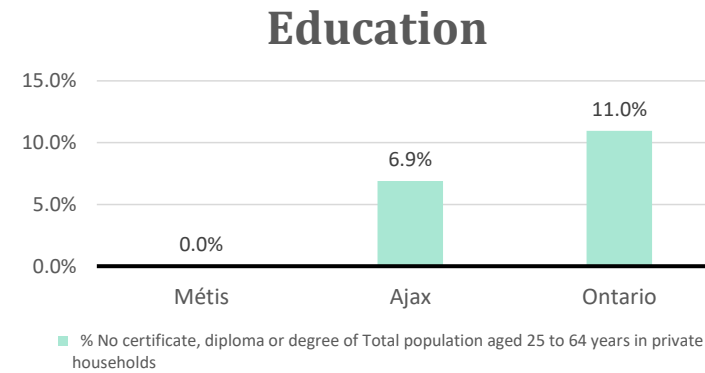
For Métis single identity population, the median age is 32.9 years old, with 74.6% of the population aged 15 and over. As for the total population, the median age is 35.9 in Ajax and 40.0 years old in Ontario, with 79.2% and 82.8% population aged 15 and over respectively.



The number of Métis single lone parents household is 15, accounting for 4.8% of the total Métis single private households.



5 Métis households moved in last year (1.6%), 30 Métis households moved in the past 5 years (10.5%).



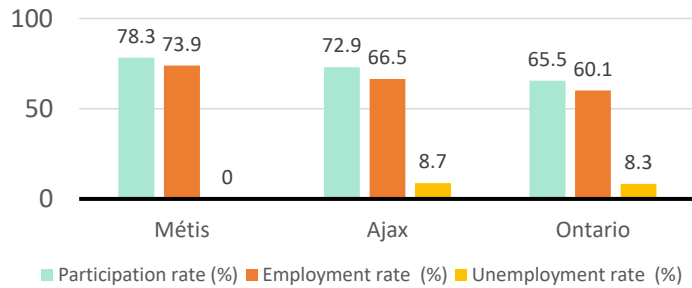
For population aged from 25 to 64 years, no Métis reported have no certificate, diploma or degree.

For Métis aged from 25 to 34, no Métis reported have no certificate, diploma or degree.

Ajax, ON

Labor Force & Housing Statistics

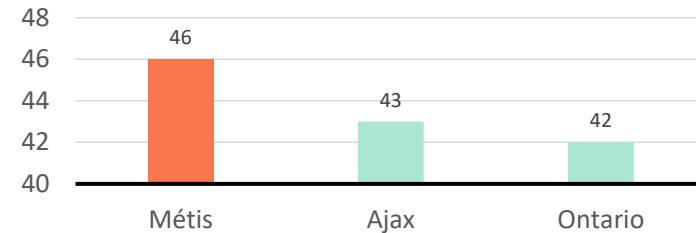
Labour Force Status



Métis participation rate is 78.3%, employment rate is 73.9%, and unemployment rate is 0.0%.

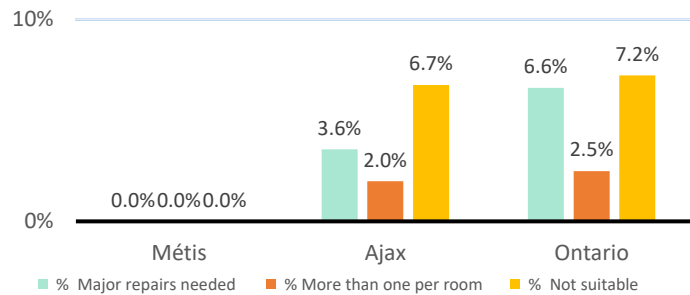
While the participation rate is higher compared with total population in Ajax and Ontario (72.9% and 65.5%), no Métis reported unemployment.

Average Weeks Worked in 2010



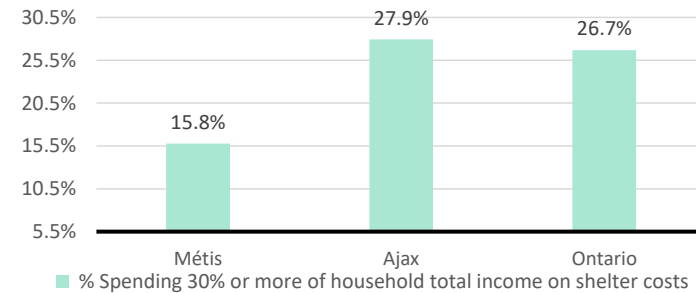
The average weeks worked in 2010 is 46.0 weeks.

Household Characteristics



There are 185 private dwellings occupied by a Métis single household, out of which no Métis single household reported need major repairs, have more than one person per room, or not suitable.

Shelter Costs



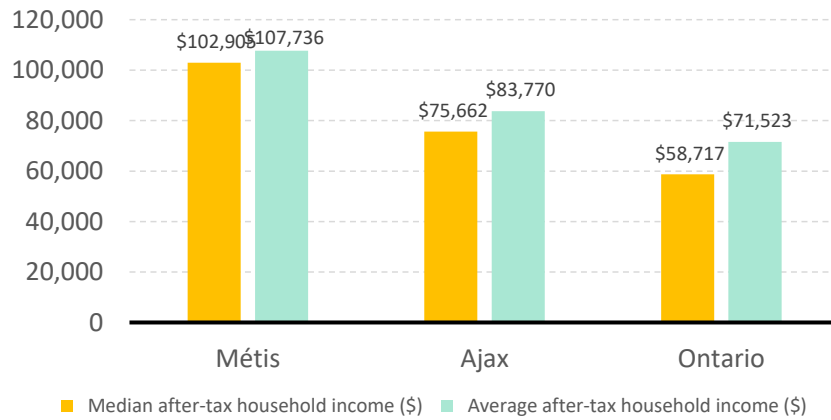
The number of Métis households spending 30% or more of household total income on shelter costs is 30, which is 15.8%

of the total private dwellings occupied by an Métis household, compared to 27.9% of the total population in Ajax and 26.7% of the total population in Ontario.

Ajax, ON

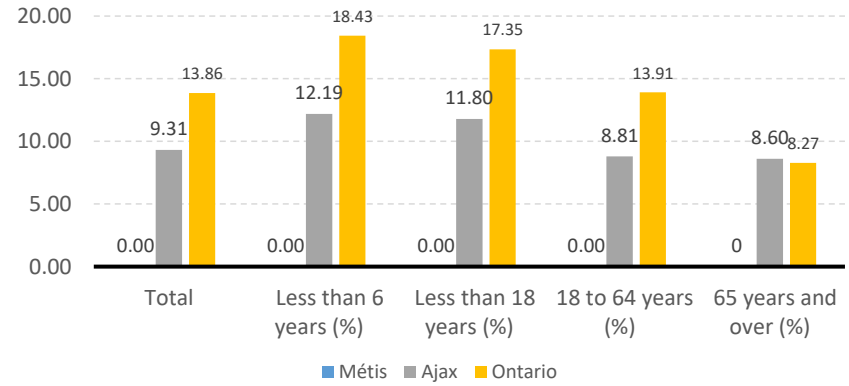
Income

After-Tax Income of Households in 2010



For Métis singles, median after-tax household income is \$102,905, and average after-tax household income is \$107,736. Métis has higher median and average after-tax income than Ajax and Ontario.

Prevalence of Low Income in 2010 Based On After-Tax Low-Income Measure (%)



The prevalence of low income based on after-tax low-income measure is 0.00%.

No Métis household reported low income in Ajax.