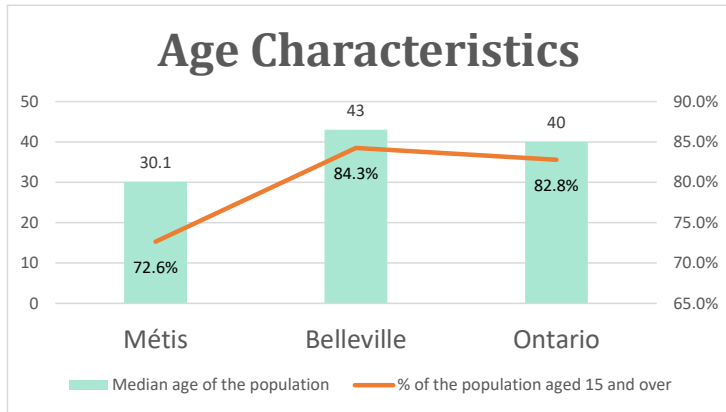


# Belleville, ON

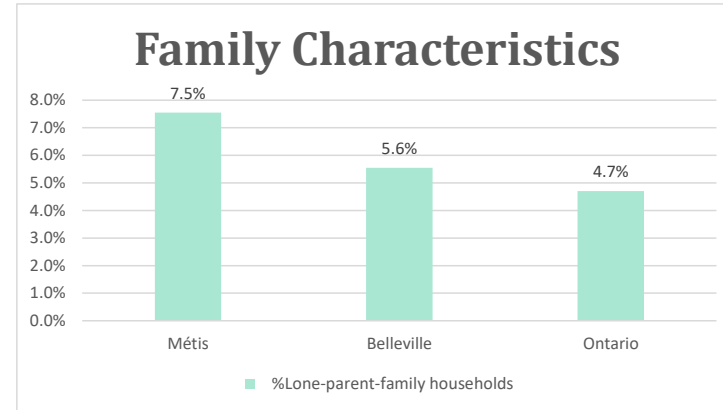
Geo\_Code: 3512005

(Source: National Household survey 2011)

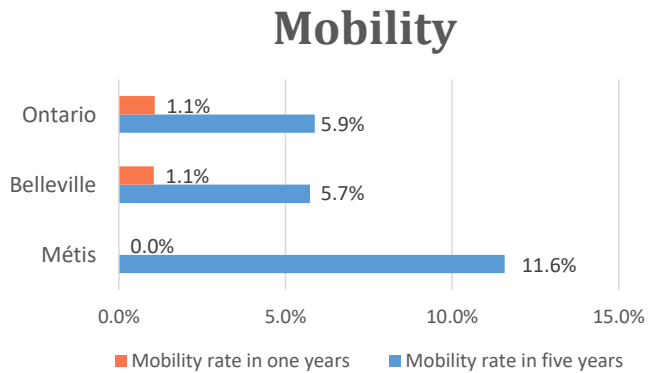
The total population reported with Métis single identity is 530 (Total Métis household is 290), representing 25% of Aboriginal people, accounting for 1.1% of the total population in Belleville.



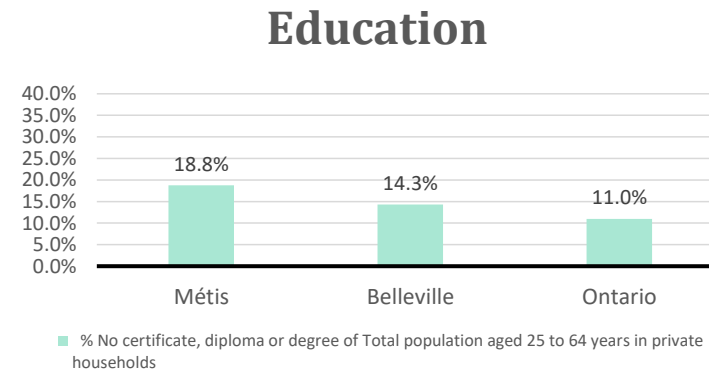
For Métis single identity population, the median age is 30.1 years old, with 72.6% of the population aged 15 and over. As for the total population, the median age is 43.0 in Belleville and 40.0 years old in Ontario, with 84.3% and 82.8% population aged 15 and over respectively.



The number of Métis single lone parents household is 40, accounting for 7.5% of the total Métis single private households.



No Métis households reported moving in for the last year. 55 Métis households moved in the past 5 years (11.6%).



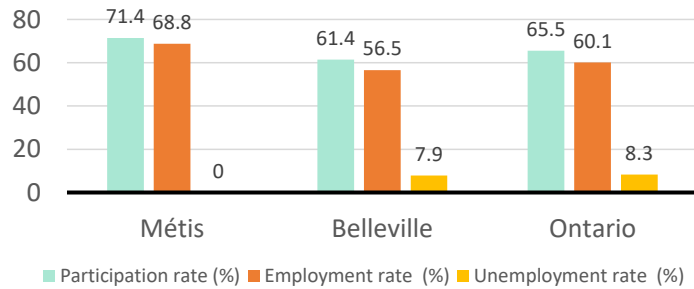
For population aged from 25 to 64 years, 18.8% Métis compared to 14.3% in Belleville and 11.0% in Ontario have no certificate, diploma or degree.

For Métis aged from 25 to 34, 0.0% Métis reported to have no certificate, diploma or degree.

# Belleville, ON

## Labor Force & Housing Statistics

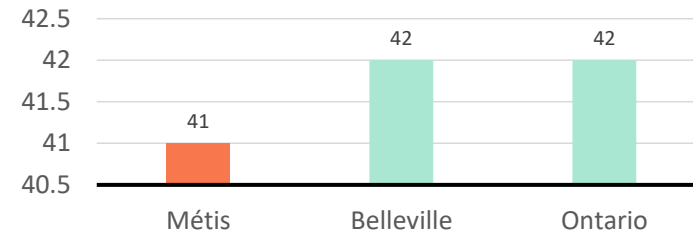
### Labour Force Status



Métis participation rate is 71.4%, employment rate is 68.8%, and unemployment rate is 0.0%.

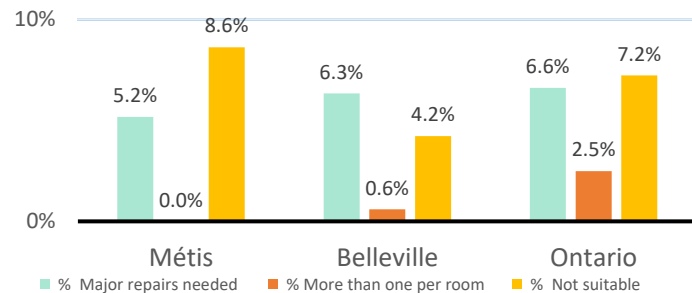
While the participation rate is higher compared with total population in Belleville and Ontario (61.4% and 65.5%), no Métis reported unemployment.

### Average Weeks Worked in 2010



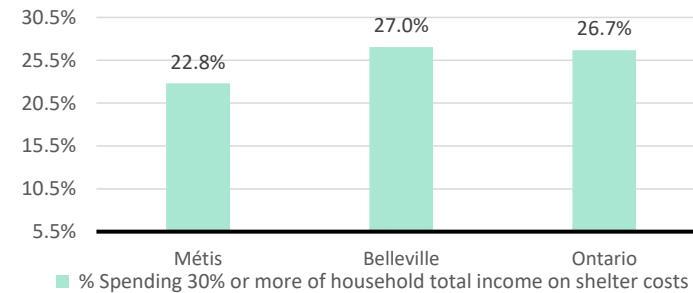
The average weeks worked in 2010 is 41.0 weeks.

### Household Characteristics



There are 290 private dwellings occupied by a Métis single household, out of which 5.2% need major repairs, no Métis household reported have more than one person per room, and 8.6% Métis household reported to be not suitable.

### Shelter Costs



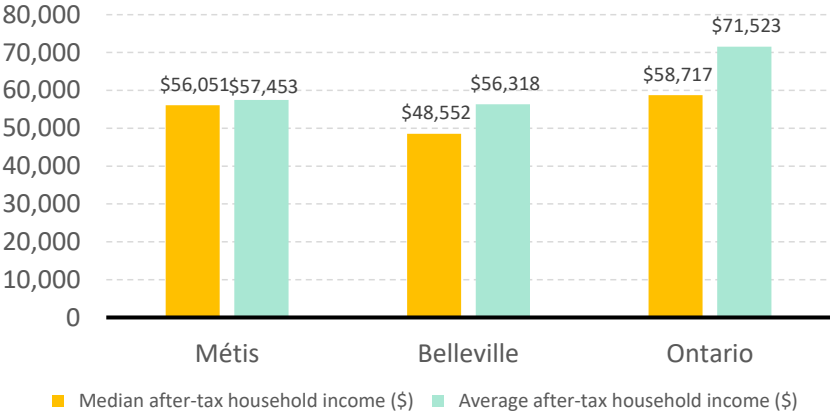
The number of Métis households spending 30% or more of household total income on shelter costs is 65, which is 22.8%

of the total private dwellings occupied by an Métis household, compared to 27.0% of the total population in Belleville and 26.7% of the total population in Ontario.

# Belleville, ON

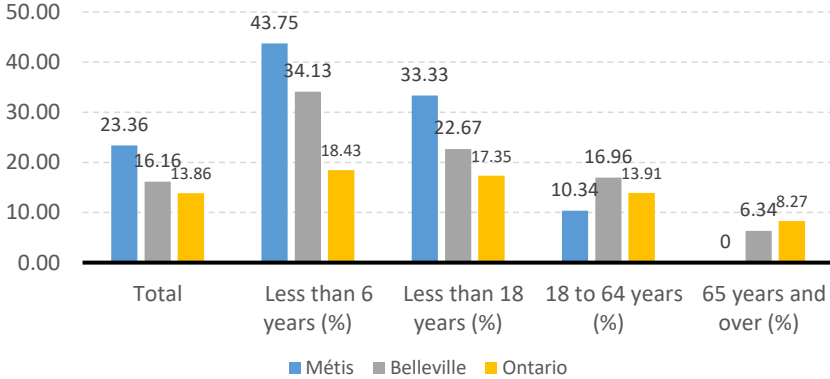
## Income

After-Tax Income of Households in 2010



For Métis singles, median after-tax household income is \$56,051, and average after-tax household income is \$57,453. Métis has higher median and average after-tax income than Belleville, and lower median and average after-tax income than Ontario.

Prevalence of Low Income in 2010 Based On After-Tax Low-Income Measure (%)



The prevalence of low income based on after-tax low-income measure is 23.36%.

The percentage of low income is 33.33% for people less than 18 years old, 43.75% for people less than 6 years old, 10.34% for people from 18 to 64 years old, and 0.00% for people over 65 years old.