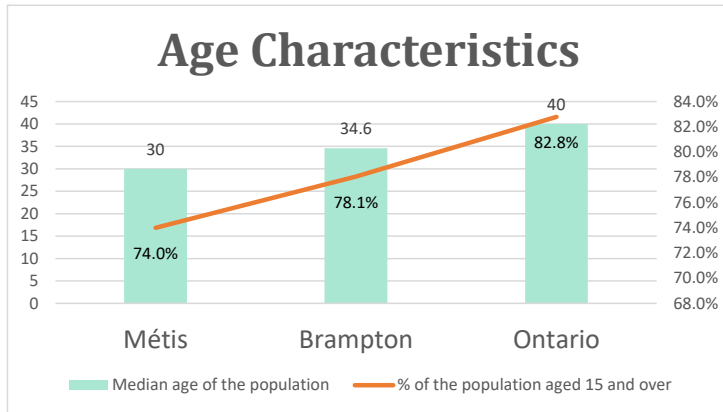


Brampton, ON

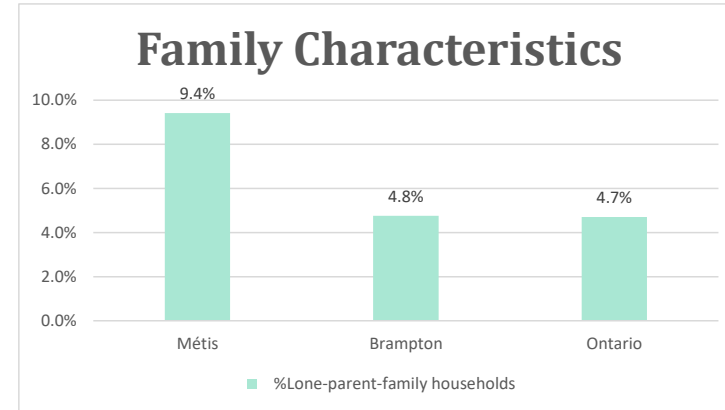
Geo_Code: 3521010

(Source: National Household survey 2011)

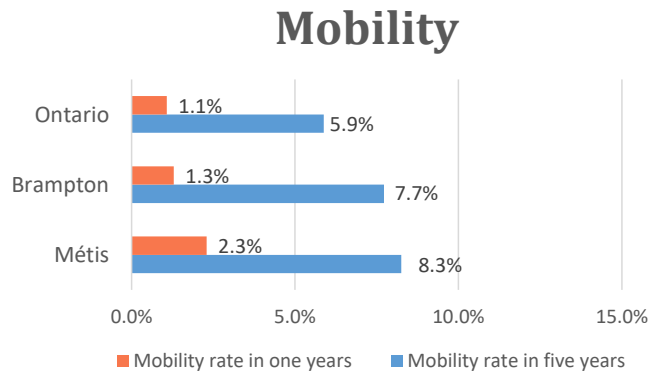
The total population reported with Métis single identity is 1,115 (Total Métis household is 600), representing 33% of Aboriginal people, accounting for 0.2% of the total population in Brampton.



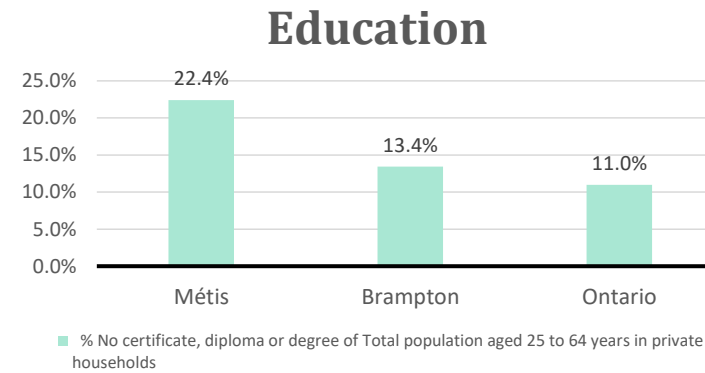
For Métis single identity population, the median age is 30.0 years old, with 74.0% of the population aged 15 and over. As for the total population, the median age is 34.6 in Brampton and 40.0 years old in Ontario, with 78.1% and 82.8% population aged 15 and over respectively.



The number of Métis single lone parents household is 105, accounting for 9.4% of the total Métis single private households.



25 Métis households moved in last year (2.3%), 85 Métis households moved in the past 5 years (8.3%).



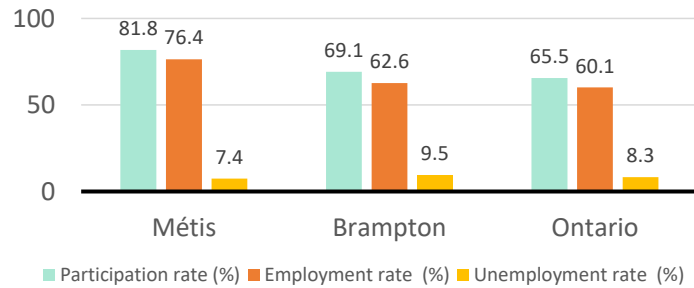
For population aged from 25 to 64 years, 22.4% Métis compared to 13.4% in Brampton and 11.0% in Ontario have no certificate, diploma or degree.

For Métis aged from 25 to 34, 0.0% Métis reported to have no certificate, diploma or degree.

Brampton, ON

Labor Force & Housing Statistics

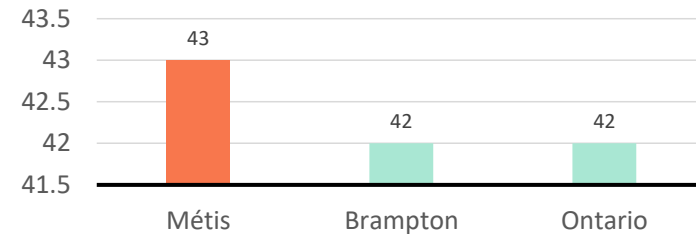
Labour Force Status



Métis participation rate is 81.8%, employment rate is 76.4%, and unemployment rate is 7.4%.

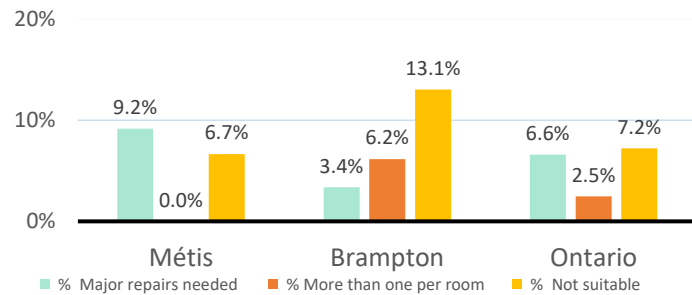
While the participation rate is higher compared with total population in Brampton and Ontario (69.1% and 65.5%), unemployment rate is lower.

Average Weeks Worked in 2010



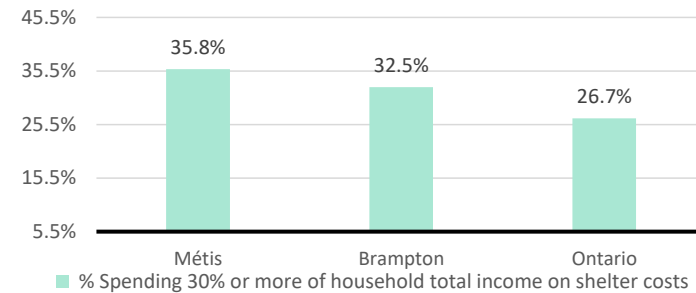
The average weeks worked in 2010 is 43.0 weeks.

Household Characteristics



There are 600 private dwellings occupied by a Métis single household, out of which 9.2% need major repairs, no Métis household reported have more than one person per room, and 6.7% Métis household reported to be not suitable.

Shelter Costs



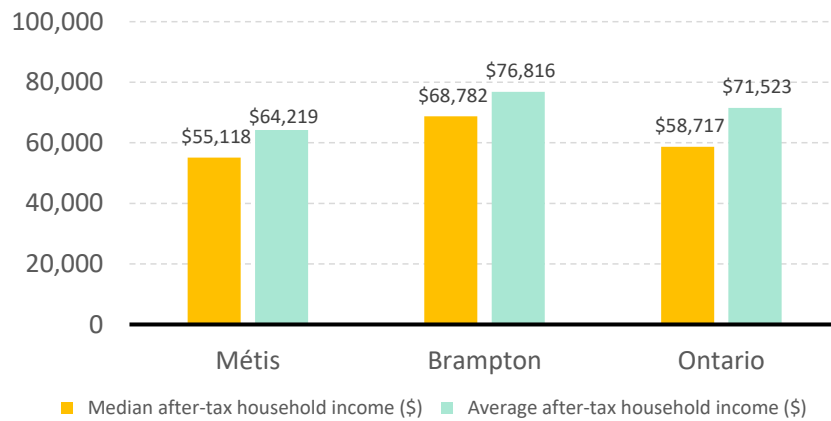
The number of Métis households spending 30% or more of household total income on shelter costs is 215, which is 35.8%

of the total private dwellings occupied by an Métis household, compared to 32.5% of the total population in Brampton and 26.7% of the total population in Ontario.

Brampton, ON

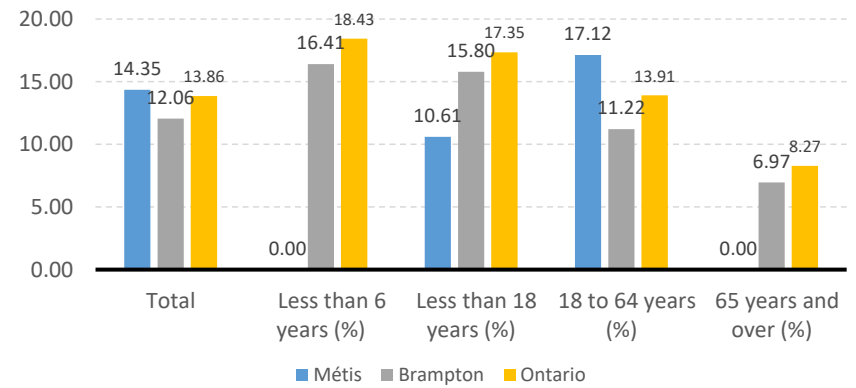
Income

After-Tax Income of Households in 2010



For Métis singles, median after-tax household income is \$55,118, and average after-tax household income is \$64,219. Métis has lower median and average after-tax income than Brampton and Ontario.

Prevalence of Low Income in 2010 Based On After-Tax Low-Income Measure (%)



The prevalence of low income based on after-tax low-income measure is 14.35%.

The percentage of low income is 10.61% for people less than 18 years old, 0.00% for people less than 6 years old, 17.12% for people from 18 to 64 years old, and 0.00% for people over 65 years old.