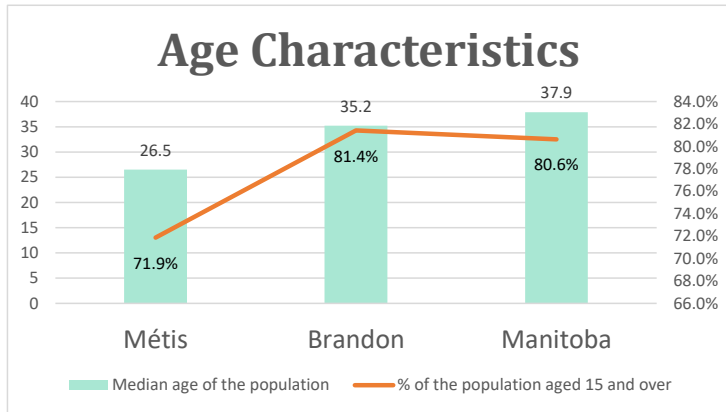


# Brandon, MB

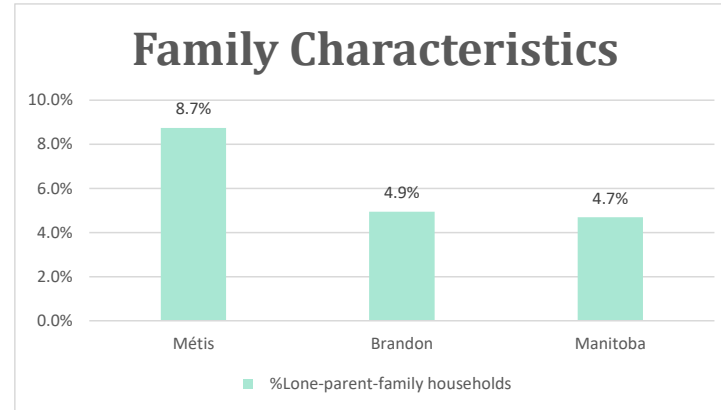
Geo\_Code: 4607062

(Source: National Household survey 2011)

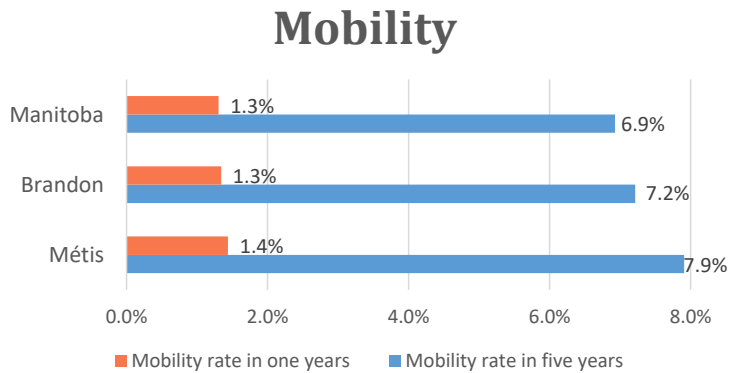
The total population reported with Métis single identity is 2,115 (Total Métis household is 1,245), representing 42% of Aboriginal people, accounting for 4.7% of the total population in Brandon.



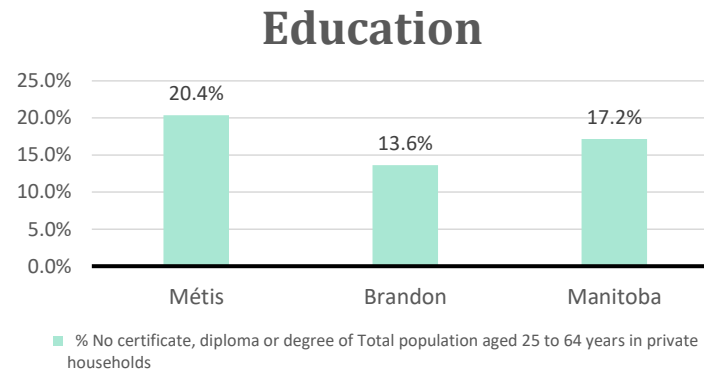
For Métis single identity population, the median age is 26.5 years old, with 71.9% of the population aged 15 and over. As for the total population, the median age is 35.2 in Brandon and 37.9 years old in Manitoba, with 81.4% and 80.6% population aged 15 and over respectively.



The number of Métis single lone parents household is 185, accounting for 8.7% of the total Métis single private households.



30 Métis households moved in last year (1.4%), 155 Métis households moved in the past 5 years (7.9%).



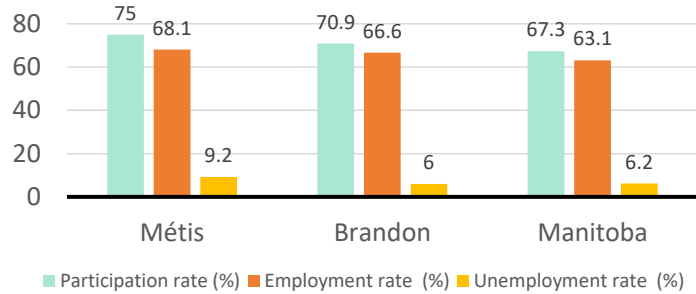
For population aged from 25 to 64 years, 20.4% Métis compared to 13.6% in Brandon and 17.2% in Manitoba have no certificate, diploma or degree.

For Métis aged from 25 to 34, 22.9% have no certificate, diploma or degree.

# Brandon, MB

## Labor Force & Housing Statistics

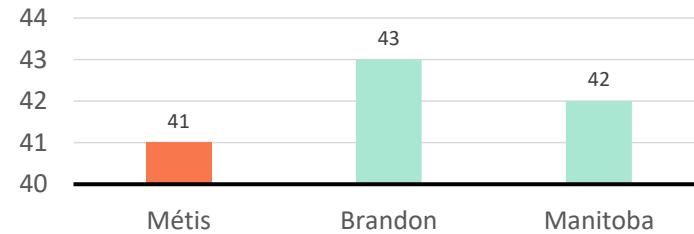
### Labour Force Status



Métis participation rate is 75.0%, employment rate is 68.1%, and unemployment rate is 9.2%.

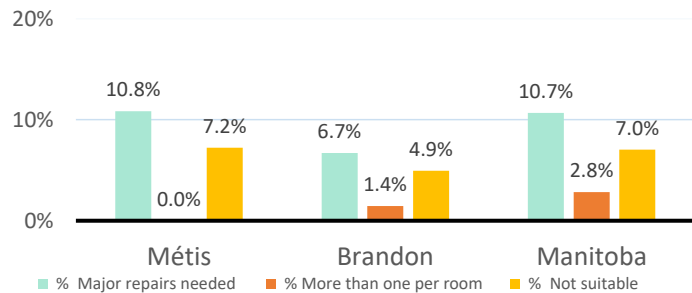
The participation rate is higher compared with total population in Brandon and Manitoba (70.9% and 67.3%), unemployment rate is also higher.

### Average Weeks Worked in 2010



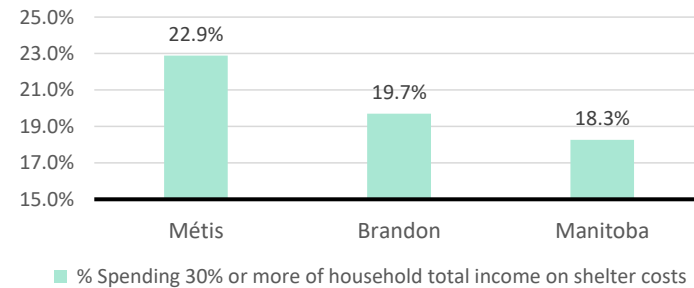
The average weeks worked in 2010 is 41.0 weeks.

### Household Characteristics



There are 1245 private dwellings occupied by a Métis single household, out of which 10.8% need major repairs, no Métis household reported have more than one person per room, and 7.2% Métis household reported to be not suitable.

### Shelter Costs



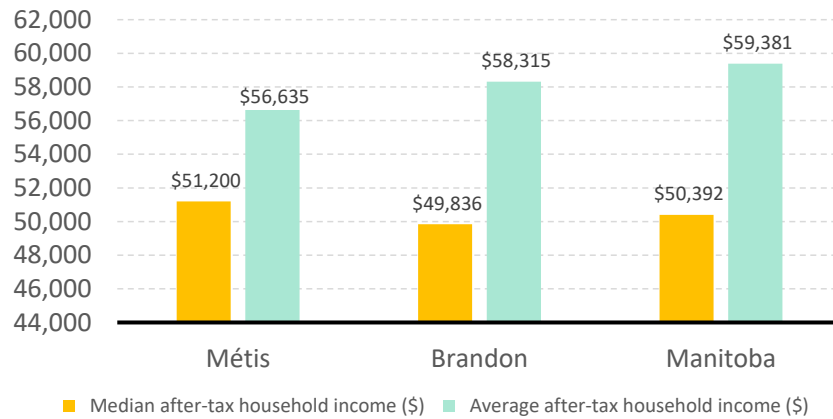
The number of Métis households spending 30% or more of household total income on shelter costs is 285, which is 22.9%

of the total private dwellings occupied by an Métis household, compared to 19.7% of the total population in Brandon and 18.3% of the total population in Manitoba.

# Brandon, MB

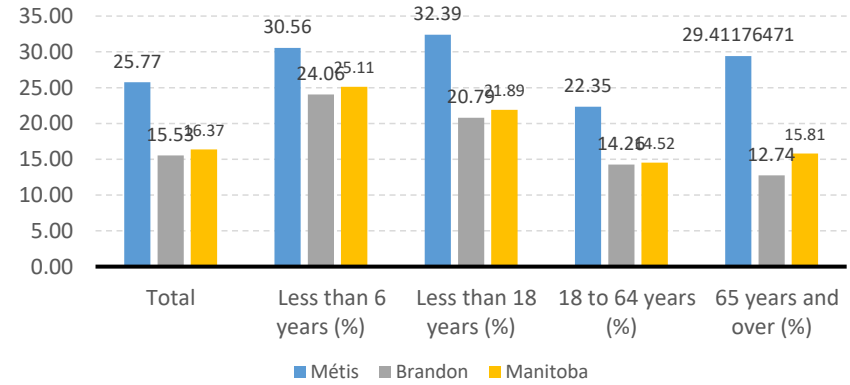
## Income

After-Tax Income of Households in 2010



For Métis singles, median after-tax household income is \$51,200, and average after-tax household income is \$56,635. Métis has higher median income than Brandon and Manitoba, and Métis has lower average income than Brandon and Manitoba.

Prevalence of Low Income in 2010 Based On After-Tax Low-Income Measure (%)



The prevalence of low income based on after-tax low-income measure is 25.77%.

The percentage of low income is 32.39% for people less than 18 years old, 30.56% for people less than 6 years old, 22.35% for people from 18 to 64 years old, and 29.41% for people over 65 years old.