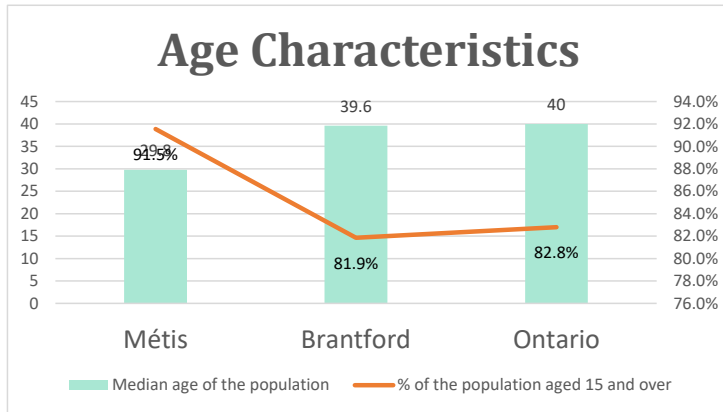


# Brantford, ON

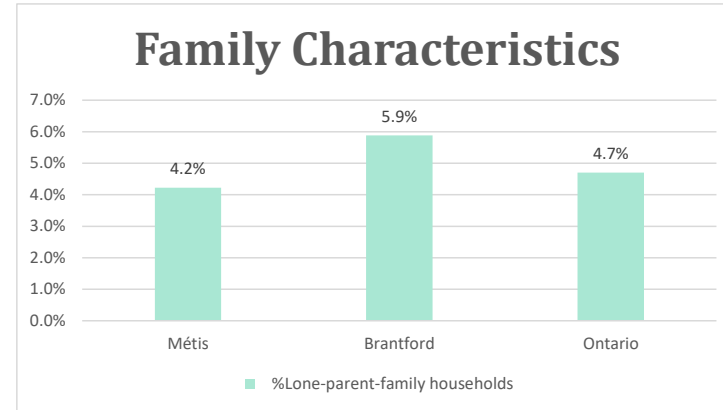
Geo\_Code: 3529006

(Source: National Household survey 2011)

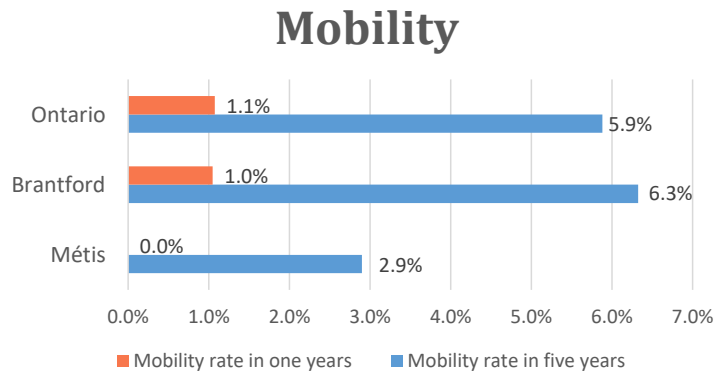
The total population reported with Métis single identity is 355 (Total Métis household is 290), representing 9% of Aboriginal people, accounting for 0.4% of the total population in Brantford.



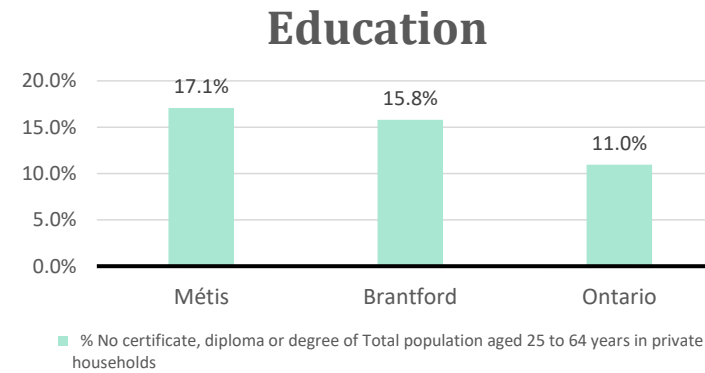
For Métis single identity population, the median age is 29.8 years old, with 91.5% of the population aged 15 and over. As for the total population, the median age is 39.6 in Brantford and 40.0 years old in Ontario, with 81.9% and 82.8% population aged 15 and over respectively.



The number of Métis single lone parents household is 15, accounting for 4.2% of the total Métis single private households.



No Métis households reported moving in for the last year. 10 Métis households moved in the past 5 years (2.9%).



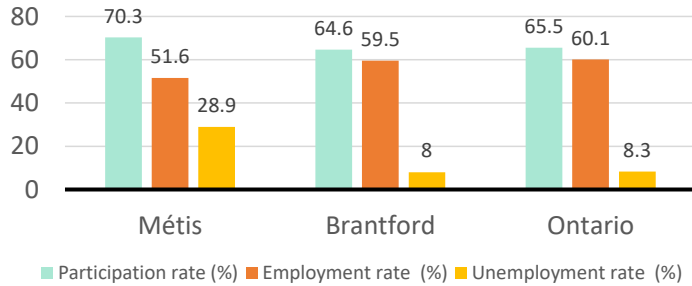
For population aged from 25 to 64 years, 17.1% Métis compared to 15.8% in Brantford and 11.0% in Ontario have no certificate, diploma or degree.

For Métis aged from 25 to 34, no Métis reported have no certificate, diploma or degree.

# Brantford, ON

## Labor Force & Housing Statistics

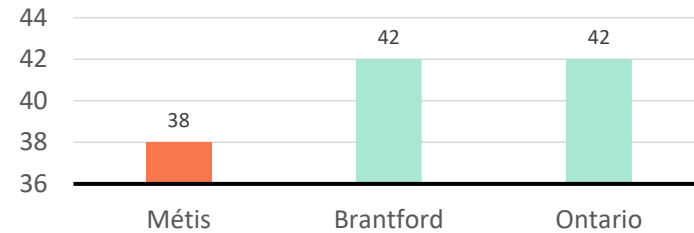
### Labour Force Status



Métis participation rate is 70.3%, employment rate is 51.6%, and unemployment rate is 28.9%.

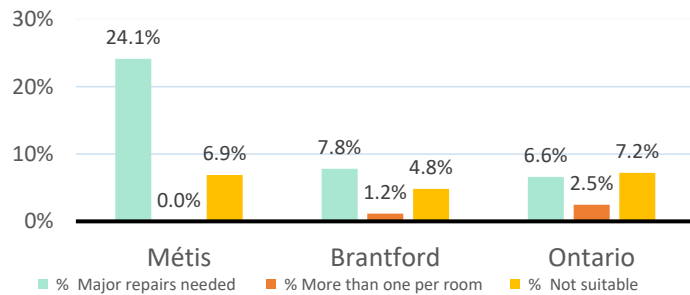
While the participation rate is higher compared with total population in Brantford and Ontario (64.6% and 65.5%), unemployment rate is also higher.

### Average Weeks Worked in 2010



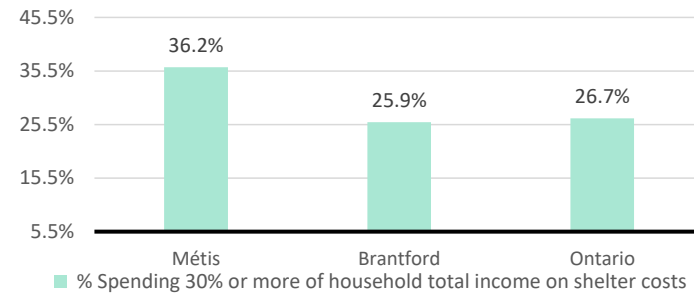
The average weeks worked in 2010 is 38.0 weeks.

### Household Characteristics



There are 290 private dwellings occupied by a Métis single household, out of which 24.1% need major repairs, no Métis household reported have more than one person per room, and 6.9% Métis household reported to be not suitable.

### Shelter Costs



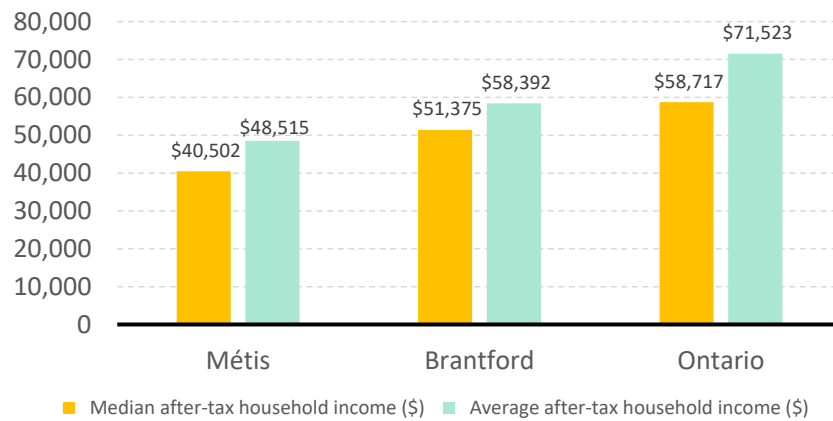
The number of Métis households spending 30% or more of household total income on shelter costs is 105, which is 36.2%

of the total private dwellings occupied by an Métis household, compared to 25.9% of the total population in Brantford and 26.7% of the total population in Ontario.

# Brantford, ON

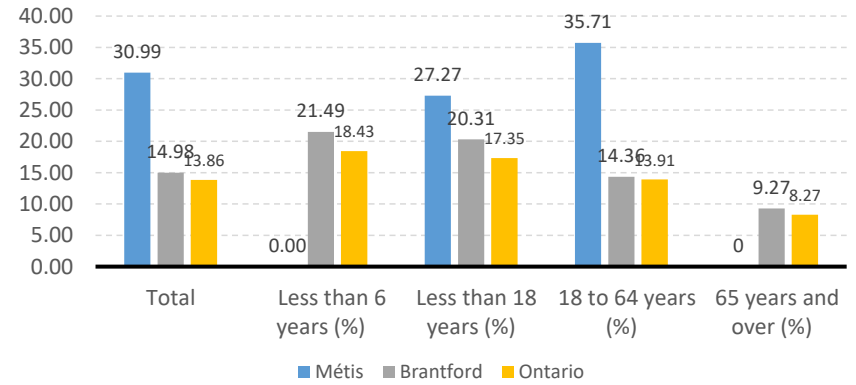
## Income

After-Tax Income of Households in 2010



For Métis singles, median after-tax household income is \$40,502, and average after-tax household income is \$48,515. Métis has lower median and average after-tax income than Brantford and Ontario.

Prevalence of Low Income in 2010 Based On After-Tax Low-Income Measure (%)



The prevalence of low income based on after-tax low-income measure is 30.99%.

The percentage of low income is 27.27% for people less than 18 years old, 0.00% for people less than 6 years old, 35.71% for people from 18 to 64 years old, and 0.00% for people over 65 years old.