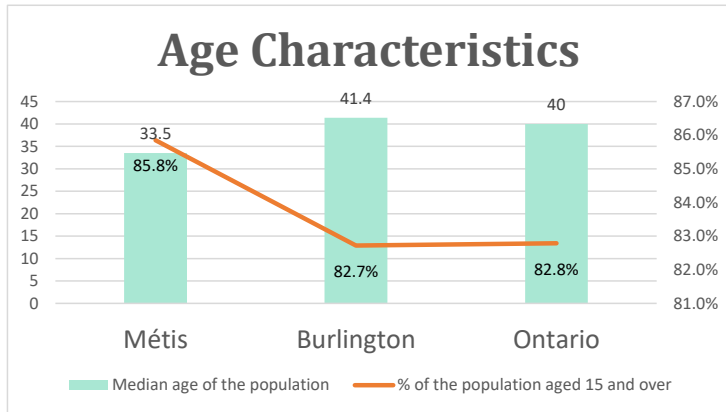


Burlington, ON

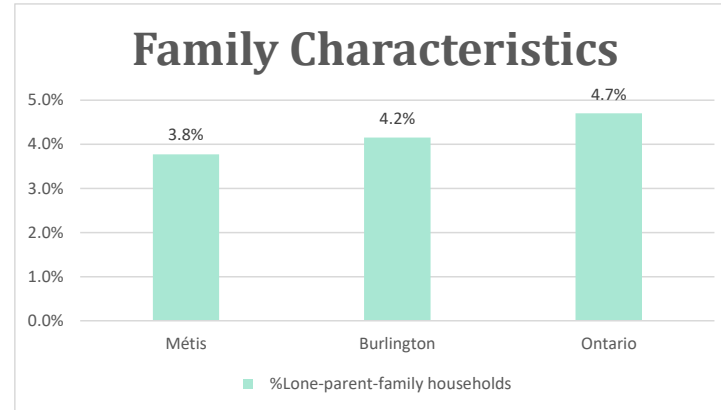
Geo_Code: 3524002

(Source: National Household survey 2011)

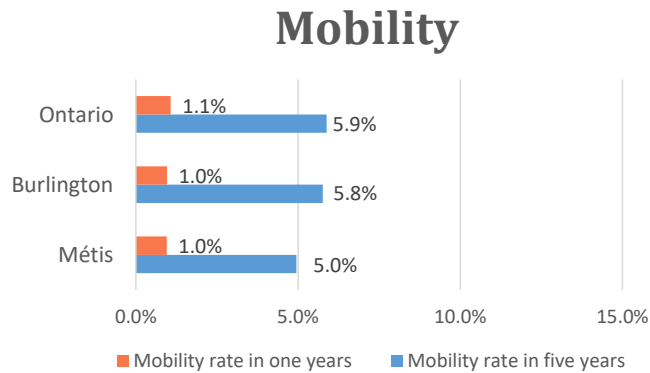
The total population reported with Métis single identity is 530 (Total Métis household is 325), representing 35% of Aboriginal people, accounting for 0.3% of the total population in Burlington.



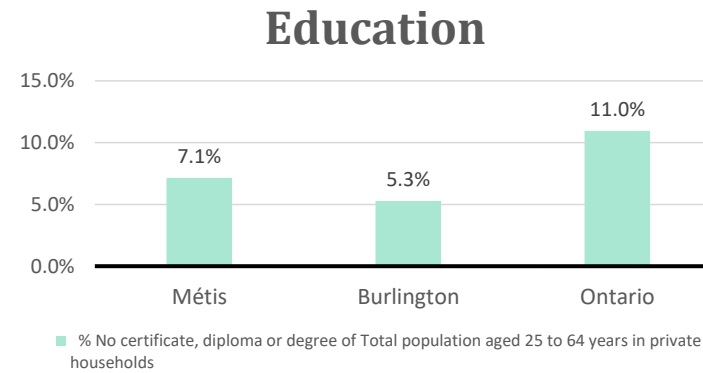
For Métis single identity population, the median age is 33.5 years old, with 85.8% of the population aged 15 and over. As for the total population, the median age is 41.4 in Burlington and 40.0 years old in Ontario, with 82.7% and 82.8% population aged 15 and over respectively.



The number of Métis single lone parents household is 20, accounting for 3.8% of the total Métis single private households.



5 Métis households moved in last year (1.0%), 25 Métis households moved in the past 5 years (5.0%).



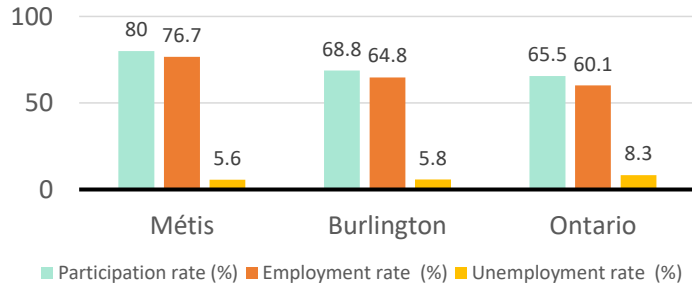
For population aged from 25 to 64 years, 7.1% Métis compared to 5.3% in Burlington and 11.0% in Ontario have no certificate, diploma or degree.

For Métis aged from 25 to 34, no Métis reported have no certificate, diploma or degree.

Burlington, ON

Labor Force & Housing Statistics

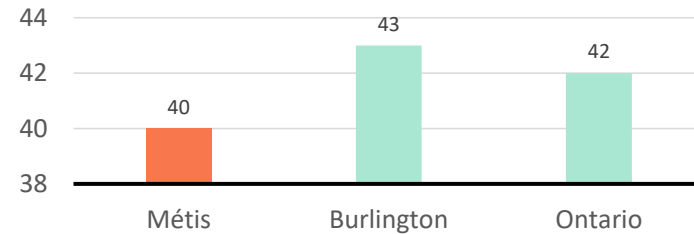
Labour Force Status



Métis participation rate is 80.0%, employment rate is 76.7%, and unemployment rate is 5.6%.

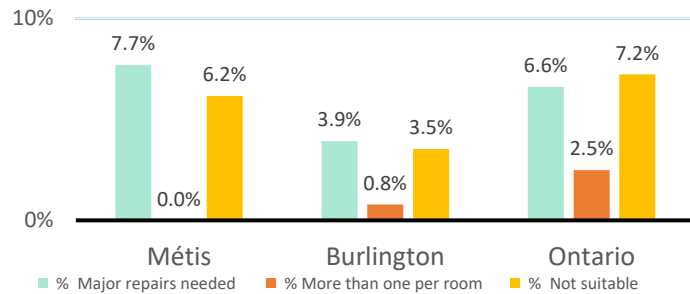
While the participation rate is higher compared with total population in Burlington and Ontario (68.8% and 65.5%), unemployment rate is lower.

Average Weeks Worked in 2010



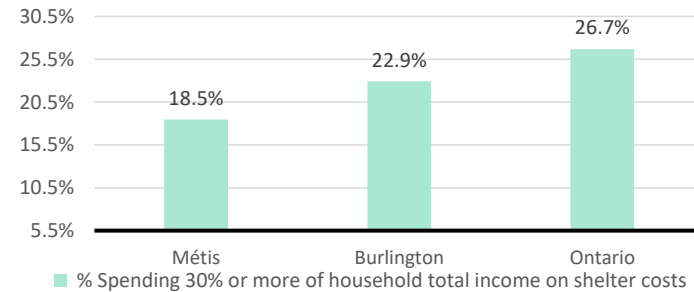
The average weeks worked in 2010 is 40.0 weeks.

Household Characteristics



There are 325 private dwellings occupied by a Métis single household, out of which 7.7% need major repairs, no Métis household reported have more than one person per room, and 6.2% Métis household reported to be not suitable.

Shelter Costs



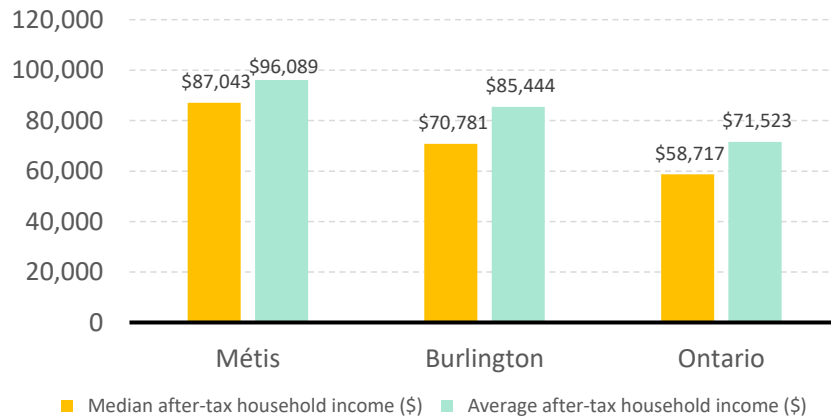
The number of Métis households spending 30% or more of household total income on shelter costs is 60, which is 18.5%

of the total private dwellings occupied by an Métis household, compared to 22.9% of the total population in Burlington and 26.7% of the total population in Ontario.

Burlington, ON

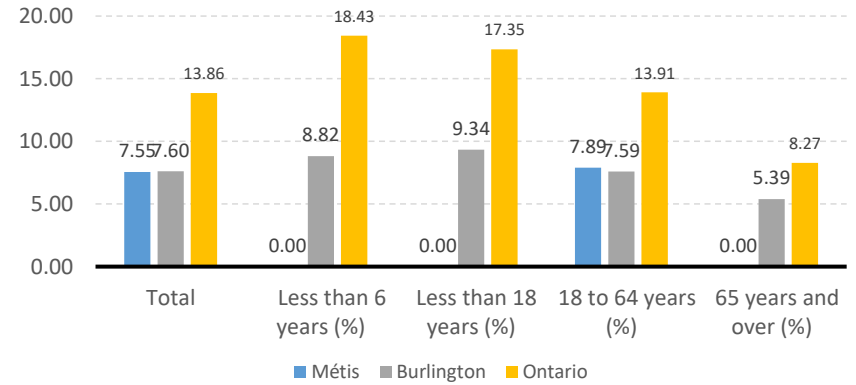
Income

After-Tax Income of Households in 2010



For Métis singles, median after-tax household income is \$87,043, and average after-tax household income is \$96,089. Métis has higher median and average after-tax income than Burlington and Ontario.

Prevalence of Low Income in 2010 Based On After-Tax Low-Income Measure (%)



The prevalence of low income based on after-tax low-income measure is 7.55%.

The percentage of low income is 7.89% for people from 18 to 64 years old, and no Métis household reported low income in other age groups.