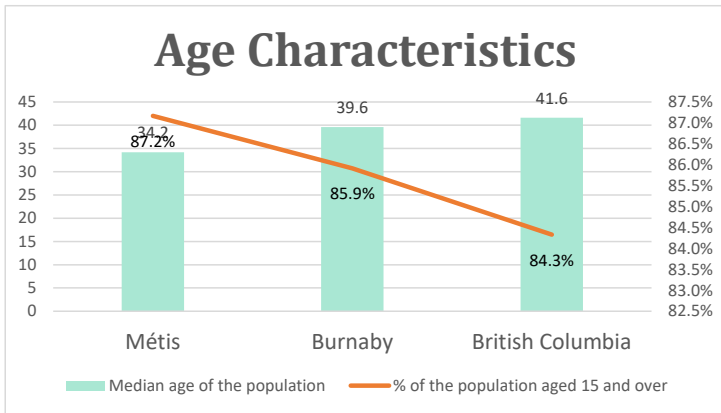


# Burnaby, BC

Geo\_Code: 5915025

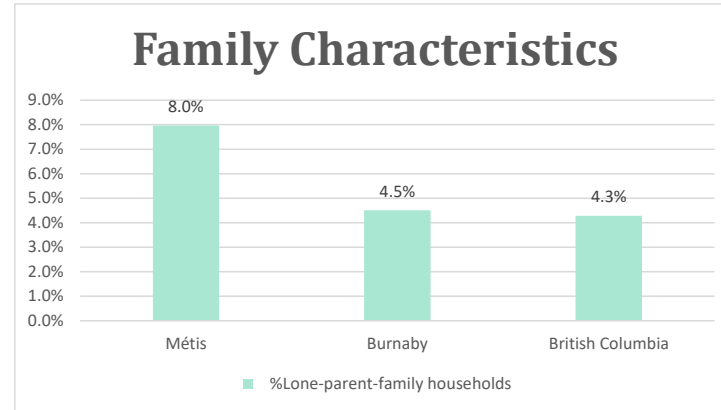
(Source: National Household survey 2011)

The total population reported with Métis single identity is 1,130 (Total Métis household is 770), representing 34% of Aboriginal people, accounting for 0.5% of the total population in Burnaby.



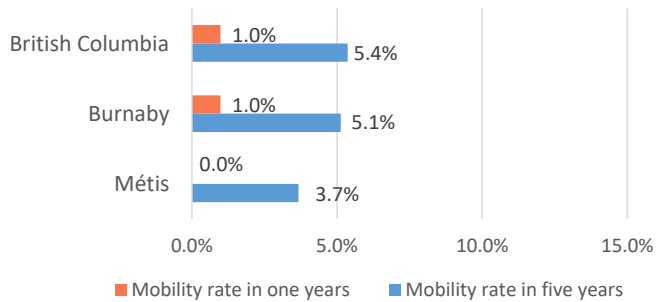
For Métis single identity population, the median age is 34.2 years old, with 87.2% of the population aged 15 and over. As for the total population, the median age is 39.6 in Burnaby and

41.6 years old in British Columbia, with 85.9% and 84.3% population aged 15 and over respectively.



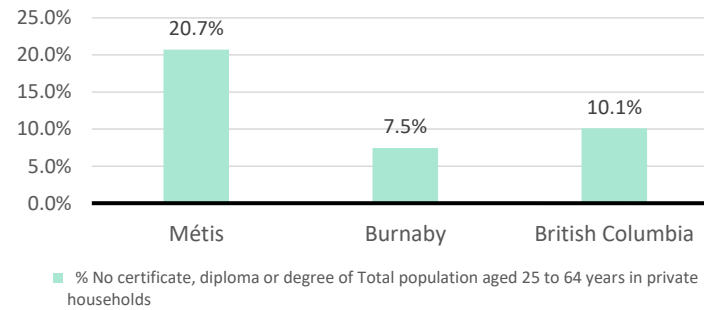
The number of Métis single lone parents household is 90, accounting for 8.0% of the total Métis single private households.

## Mobility



No Métis households reported moving in for the last year. 40 Métis households moved in the past 5 years (3.7%).

## Education



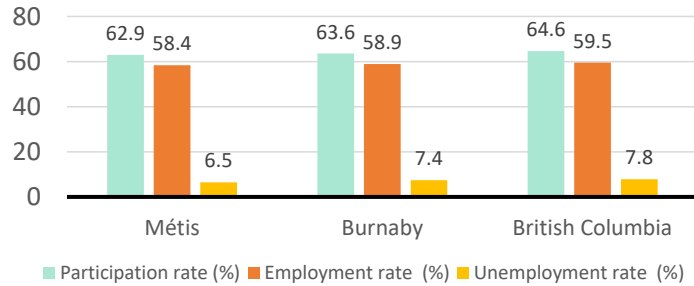
For population aged from 25 to 64 years, 20.7% Métis compared to 7.5% in Burnaby and 10.1% in British Columbia have no certificate, diploma or degree.

For Métis aged from 25 to 34, 17.0% Métis reported to have no certificate, diploma or degree.

# Burnaby, BC

## Labor Force & Housing Statistics

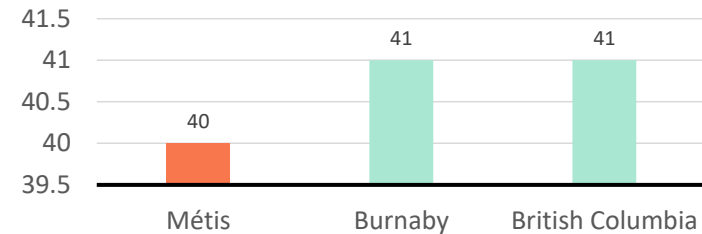
### Labour Force Status



Métis participation rate is 62.9%, employment rate is 58.4%, and unemployment rate is 6.5%.

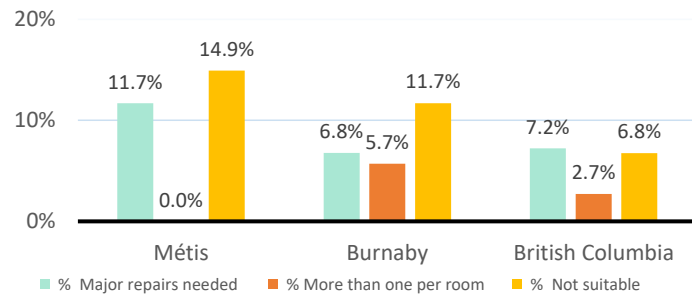
While the participation rate is lower compared with total population in Burnaby and British Columbia (63.6% and 64.6%), unemployment rate is also lower.

### Average Weeks Worked in 2010



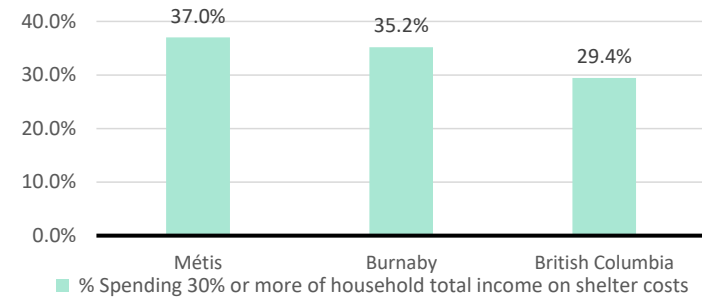
The average weeks worked in 2010 is 40.0 weeks.

### Household Characteristics



There are 770 private dwellings occupied by a Métis single household, out of which 11.7% need major repairs, no Métis household reported have more than one person per room, and 14.9% Métis household reported to be not suitable.

### Shelter Costs



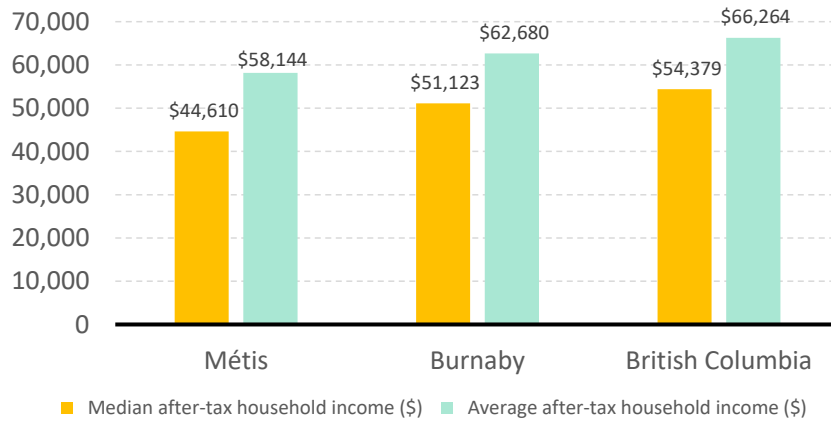
The number of Métis households spending 30% or more of household total income on shelter costs is 285, which is 37.0%

of the total private dwellings occupied by a Métis household, compared to 35.2% of the total population in Burnaby and 29.4% of the total population in British Columbia.

# Burnaby, BC

## Income

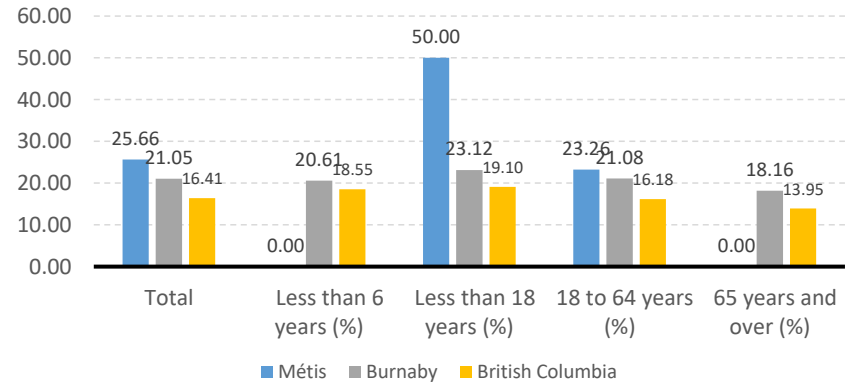
After-Tax Income of Households in 2010



For Métis singles, median after-tax household income is \$44,610, and average after-tax household income is

\$58,144. Métis has lower median and average after-tax income than Burnaby and British Columbia.

Prevalence of Low Income in 2010 Based On After-Tax Low-Income Measure (%)



The prevalence of low income based on after-tax low-income measure is 25.66%.

The percentage of low income is 50.00% for people less than 18 years old, 0.00% for people less than 6 years old, 23.26% for people from 18 to 64 years old, and 0.00% for people over 65 years old.