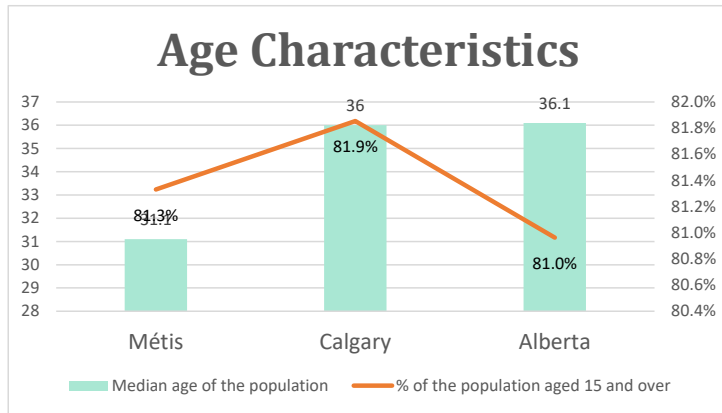


# Calgary, AB

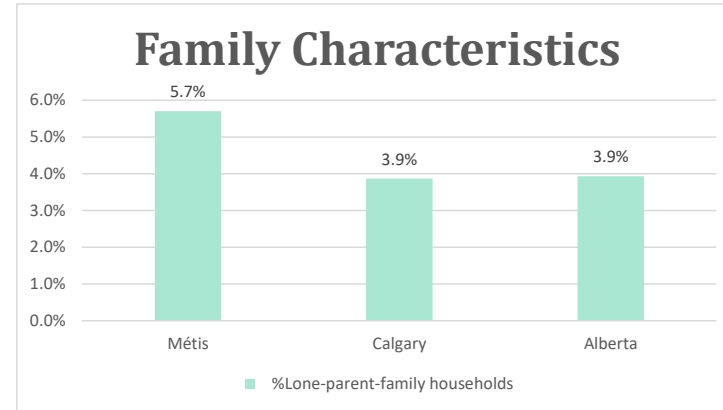
Geo\_Code: 4806016

(Source: National Household survey 2011)

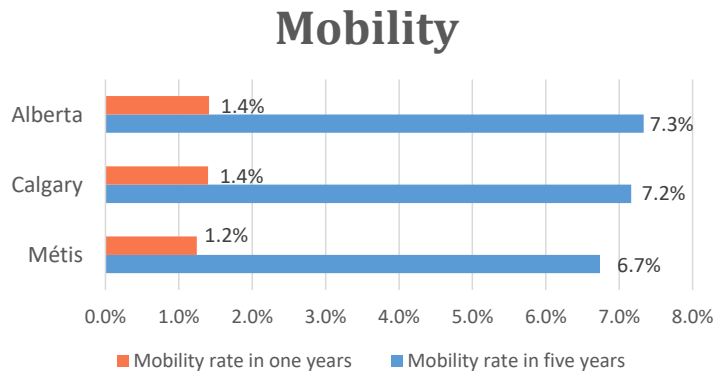
The total population reported with Métis single identity is 14,650 (Total Métis household is 9,030), representing 51% of Aboriginal people, accounting for 1.4% of the total population in Calgary.



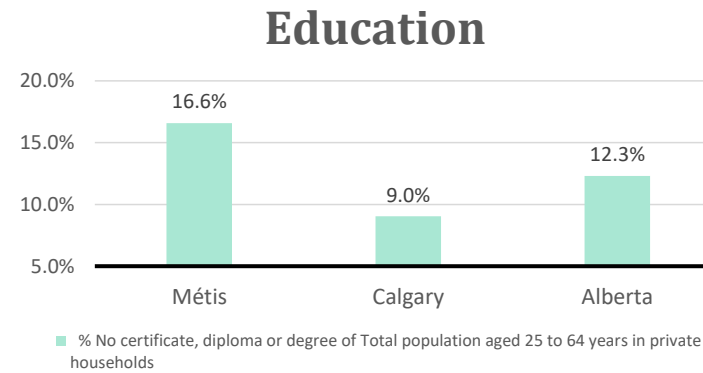
For Métis single identity population, the median age is 31.1 years old, with 81.3% of the population aged 15 and over. As for the total population, the median age is 36.0 in Calgary and 36.1 years old in Alberta, with 81.9% and 81.0% population aged 15 and over respectively.



The number of Métis single lone parents household is 835, accounting for 5.7% of the total Métis single private households.



180 Métis households moved in last year (1.2%), 925 Métis households moved in the past 5 years (6.7%).



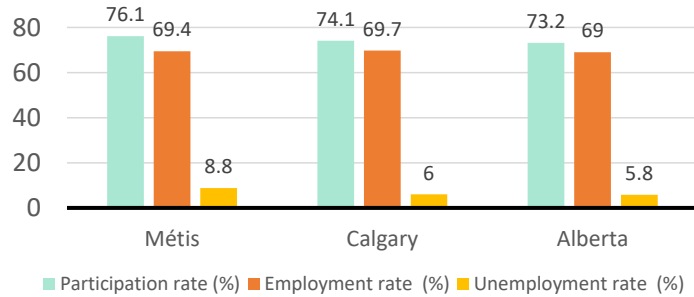
For population aged from 25 to 64 years, 16.6% Métis compared to 9.0% in Calgary and 12.3% in Alberta have no certificate, diploma or degree.

For Métis aged from 25 to 34, 13.3% Métis reported to have no certificate, diploma or degree.

# Calgary, AB

## Labor Force & Housing Statistics

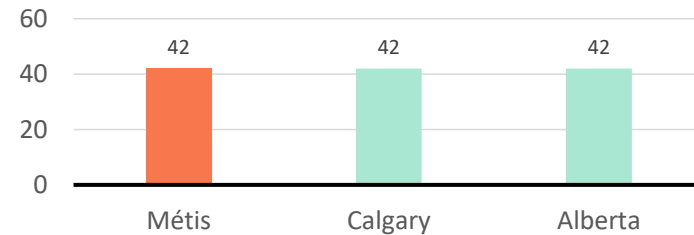
### Labour Force Status



Métis participation rate is 76.1%, employment rate is 69.4%, and unemployment rate is 8.8%.

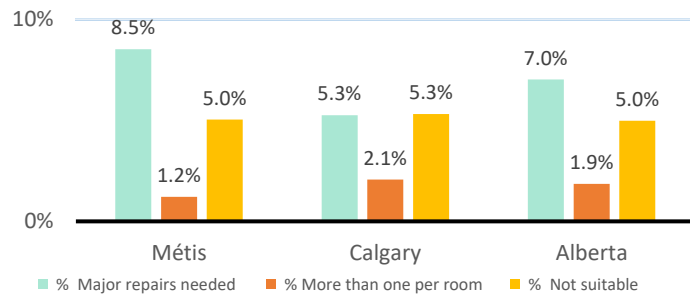
While the participation rate is higher compared with total population in Calgary and Alberta (74.1% and 73.2%), unemployment rate is also higher.

### Average Weeks Worked in 2010



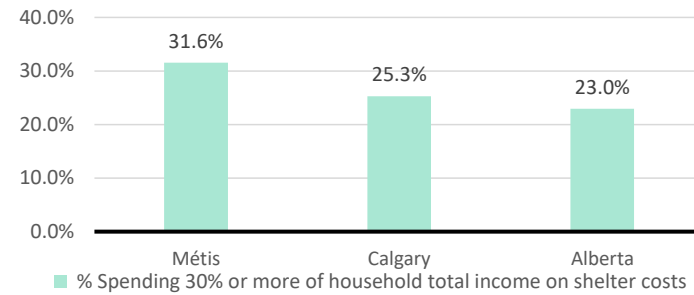
The average weeks worked in 2010 is 42.0 weeks.

### Household Characteristics



There are 9030 private dwellings occupied by a Métis single household, out of which 8.5% need major repairs, 1.2% have more than one person per room, and 5.0% Métis household reported to be not suitable.

### Shelter Costs



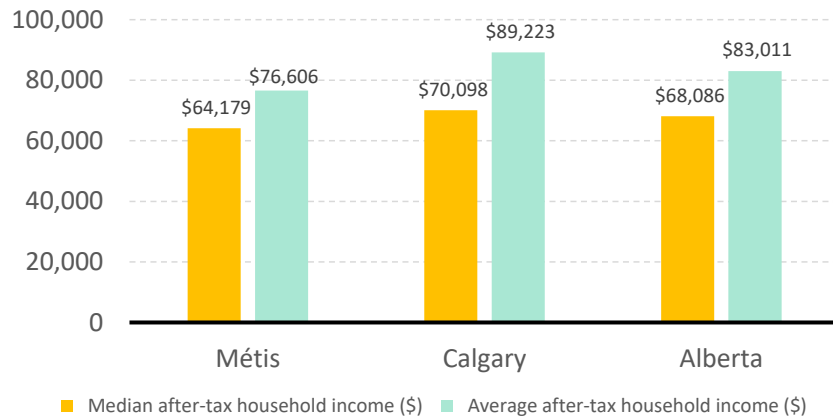
The number of Métis households spending 30% or more of household total income on shelter costs is 2850, which is 31.6%

of the total private dwellings occupied by a Métis household, compared to 25.3% of the total population in Calgary and 23.0% of the total population in Alberta.

# Calgary, AB

## Income

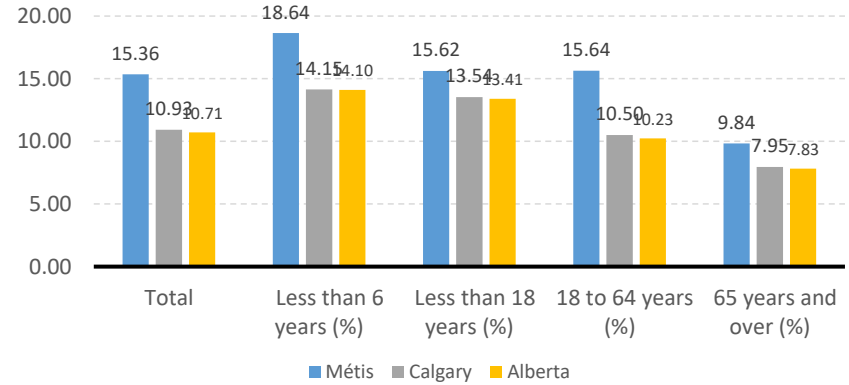
After-Tax Income of Households in 2010



For Métis singles, median after-tax household income is \$64,179, and average after-tax household income is

\$76,606. Métis has lower median and average after-tax income than Calgary and Alberta.

Prevalence of Low Income in 2010 Based On After-Tax Low-Income Measure (%)



The prevalence of low income based on after-tax low-income measure is 15.36%.

The percentage of low income is 15.62% for people less than 18 years old, 18.64% for people less than 6 years old, 15.64% for people from 18 to 64 years old, and 9.84% for people over 65 years old.