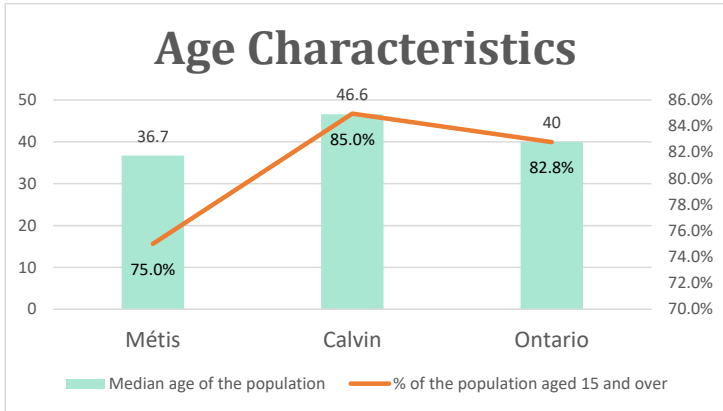


Calvin, ON

Geo_Code: 3548022

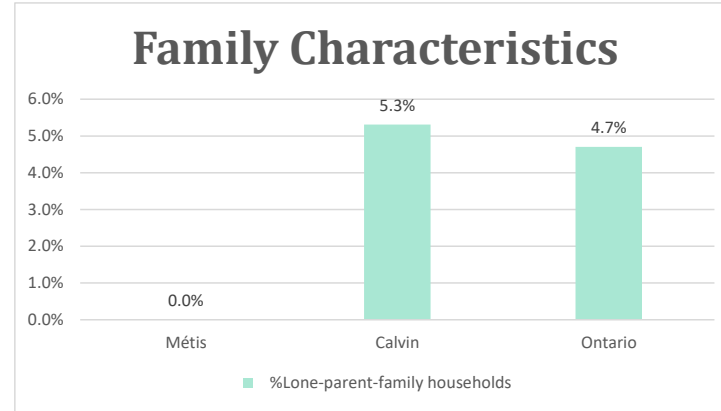
(Source: National Household survey 2011)

The total population reported with Métis single identity is 120 (Total Métis household is 35), representing 75% of Aboriginal people, accounting for 21.2% of the total population in Calvin.

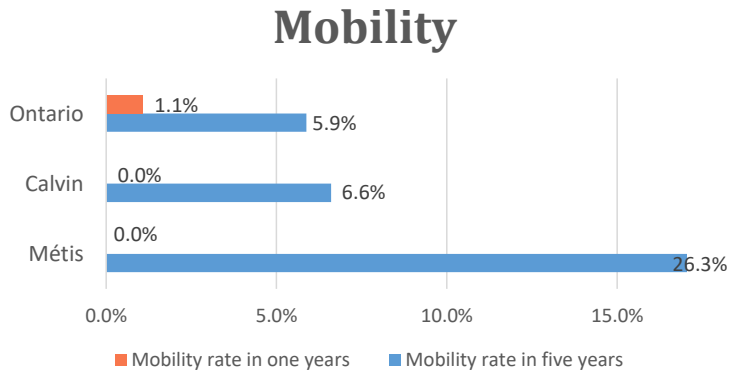


For Métis single identity population, the median age is 36.7 years old, with 75.0% of the population aged 15 and over. As for the total population, the median age is 46.6 in Calvin and

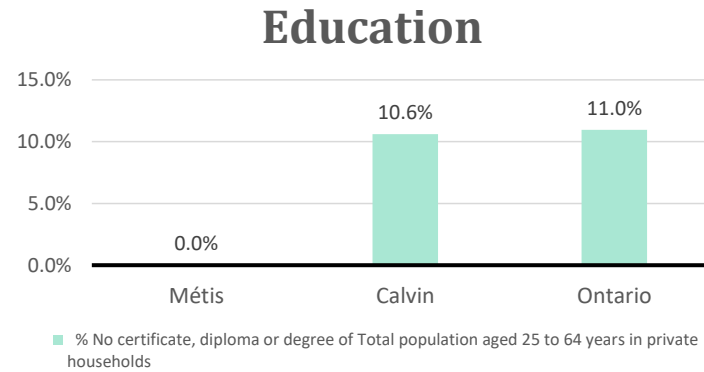
40.0 years old in Ontario, with 85.0% and 82.8% population aged 15 and over respectively.



No Métis single lone parents household reported to the survey.



No Métis households reported moving in for the last year. 25 Métis households moved in the past 5 years (26.3%).



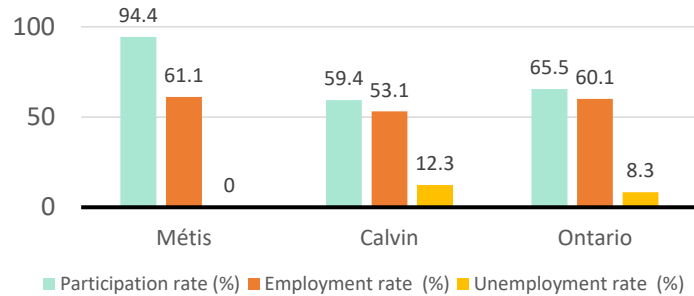
For population aged from 25 to 64 years, no Métis reported have no certificate, diploma or degree.

For Métis aged from 25 to 34, no Métis reported have no certificate, diploma or degree.

Calvin, ON

Labor Force & Housing Statistics

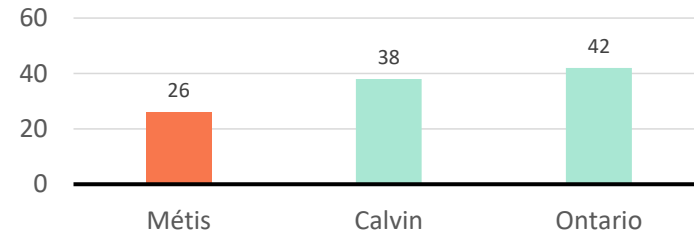
Labour Force Status



Métis participation rate is 94.4%, employment rate is 61.1%, and unemployment rate is 0.0%.

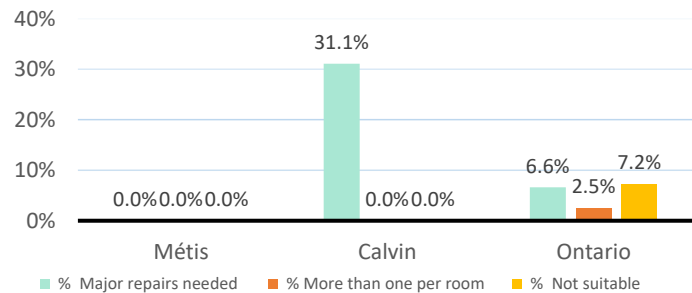
While the participation rate is higher compared with total population in Calvin and Ontario (59.4% and 65.5%), no Métis reported unemployment.

Average Weeks Worked in 2010



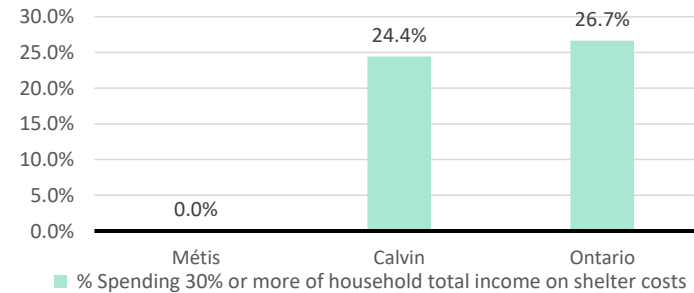
The average weeks worked in 2010 is 26.0 weeks.

Household Characteristics



There are 35 private dwellings occupied by a Métis single household, out of which no Métis single household reported need major repairs, have more than one person per room, or not suitable.

Shelter Costs



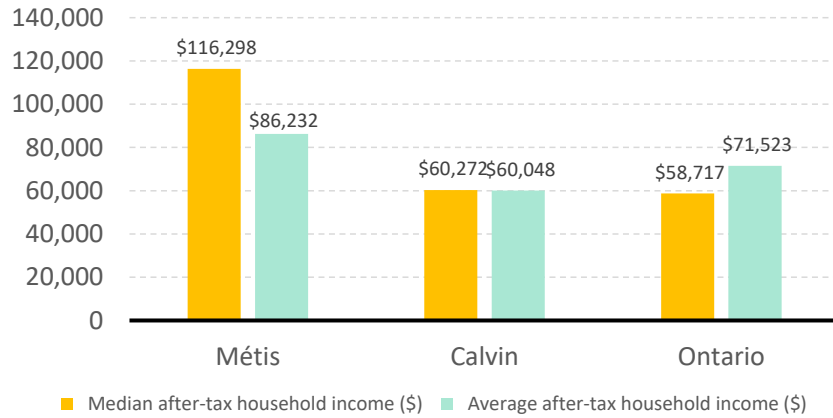
No Métis households reported spending 30% or more of household total income on shelter costs,

compared to 24.4% of the total population in Calvin and 26.7% of the total population in Ontario.

Calvin, ON

Income

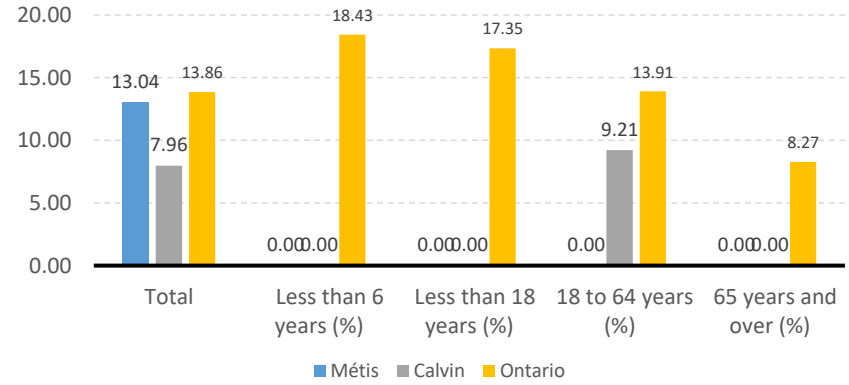
After-Tax Income of Households in 2010



For Métis singles, median after-tax household income is \$116,298, and average after-tax household income is

\$86,232. Métis has higher median and average after-tax income than Calvin and Ontario.

Prevalence of Low Income in 2010 Based On After-Tax Low-Income Measure (%)



The prevalence of low income based on after-tax low-income measure is 13.04%.

No Métis household reported low income in Calvin.