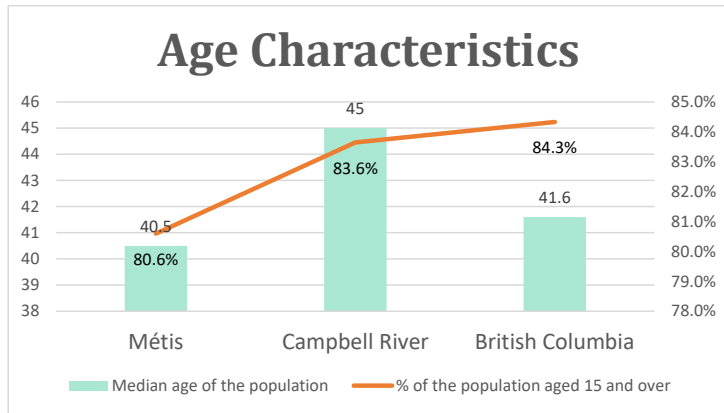


# Campbell River, BC

Geo\_Code: 5924034

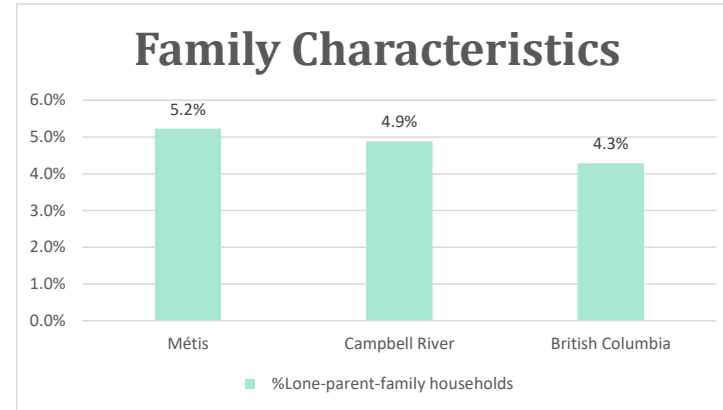
(Source: National Household survey 2011)

The total population reported with Métis single identity is 670 (Total Métis household is 460), representing 25% of Aboriginal people, accounting for 2.2% of the total population in Campbell River.

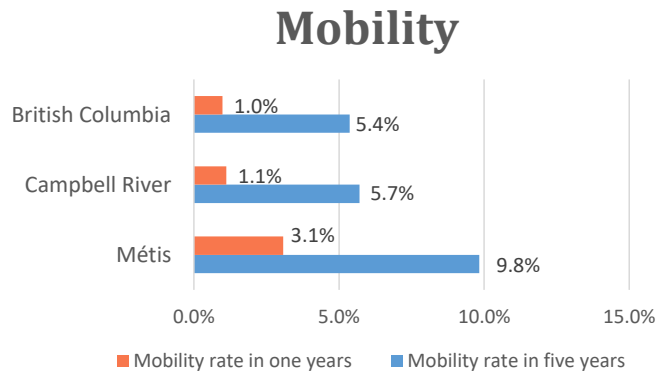


For Métis single identity population, the median age is 40.5 years old, with 80.6% of the population aged 15 and over. As for the total population, the median age is 41.6 years old in British Columbia, with 84.3% of the population aged 15 and over respectively.

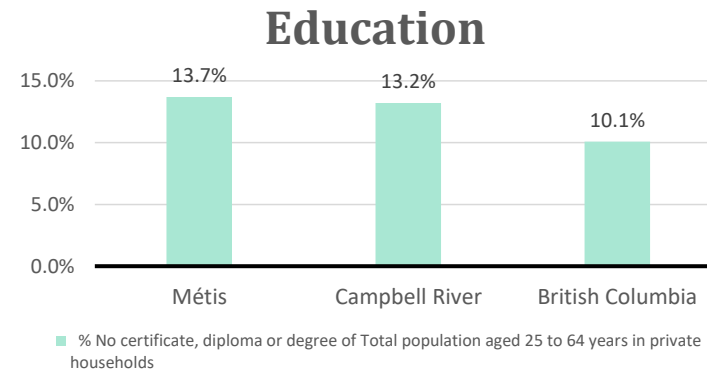
41.6 years old in British Columbia, with 83.6% and 84.3% population aged 15 and over respectively.



The number of Métis single lone parents household is 35, accounting for 5.2% of the total Métis single private households.



20 Métis households moved in last year (3.1%), 60 Métis households moved in the past 5 years (9.8%).



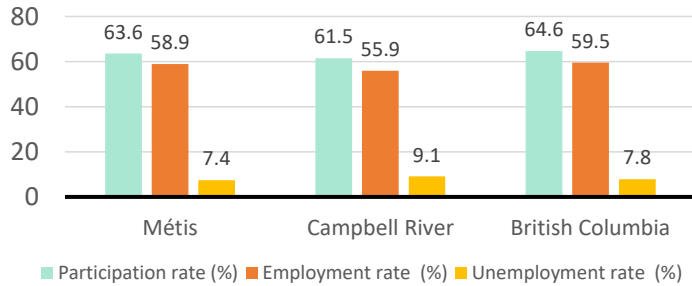
For population aged from 25 to 64 years, 13.7% Métis compared to 13.2% in Campbell River and 10.1% in British Columbia have no certificate, diploma or degree.

For Métis aged from 25 to 34, no Métis reported have no certificate, diploma or degree.

# Campbell River, BC

## Labor Force & Housing Statistics

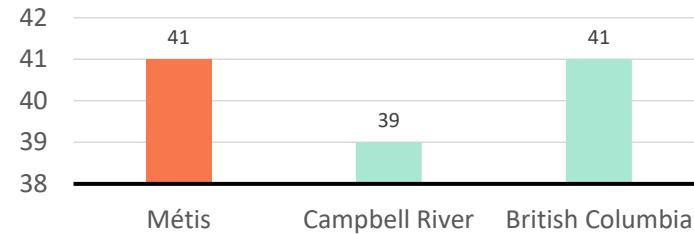
### Labour Force Status



Métis participation rate is 63.6%, employment rate is 58.9%, and unemployment rate is 7.4%.

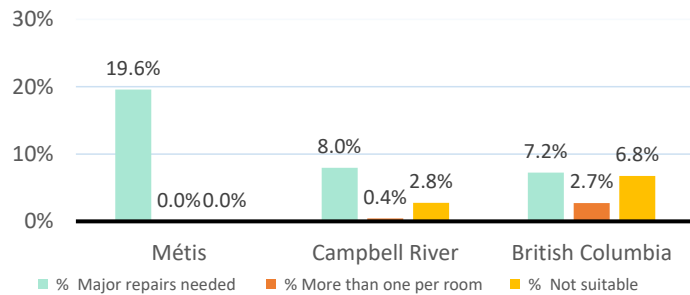
While the participation rate is higher compared with total population in Campbell River and lower than British Columbia (61.5% and 64.6%), unemployment rate is lower.

### Average Weeks Worked in 2010



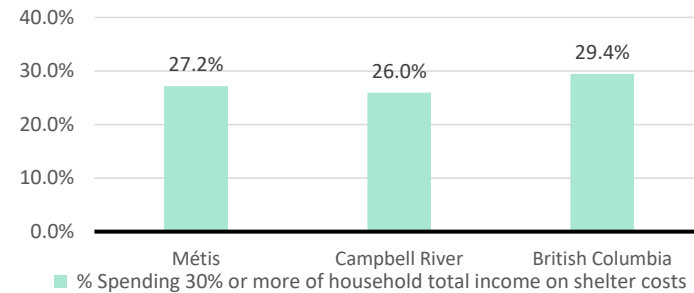
The average weeks worked in 2010 is 41.0 weeks.

### Household Characteristics



There are 460 private dwellings occupied by a Métis single household, out of which 19.6% need major repairs, no Métis household reported have more than one person per room, and no Métis household reported to be not suitable.

### Shelter Costs



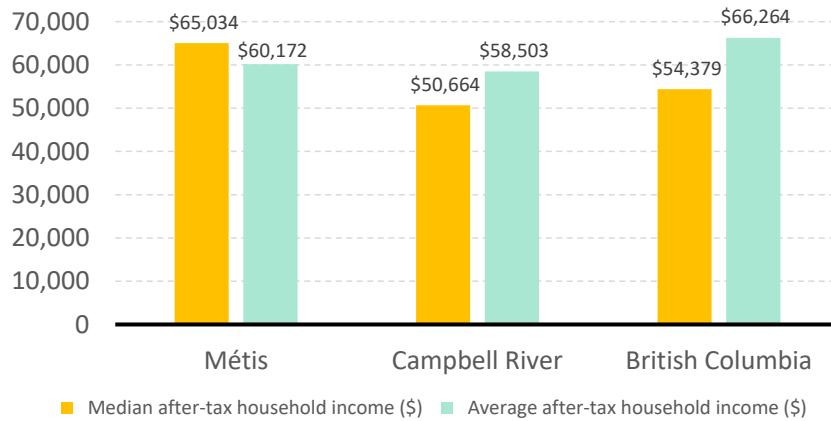
The number of Métis households spending 30% or more of household total income on shelter costs is 125, which is 27.2%

of the total private dwellings occupied by a Métis household, compared to 26.0% of the total population in Campbell River and 29.4% of the total population in British Columbia.

# Campbell River, BC

## Income

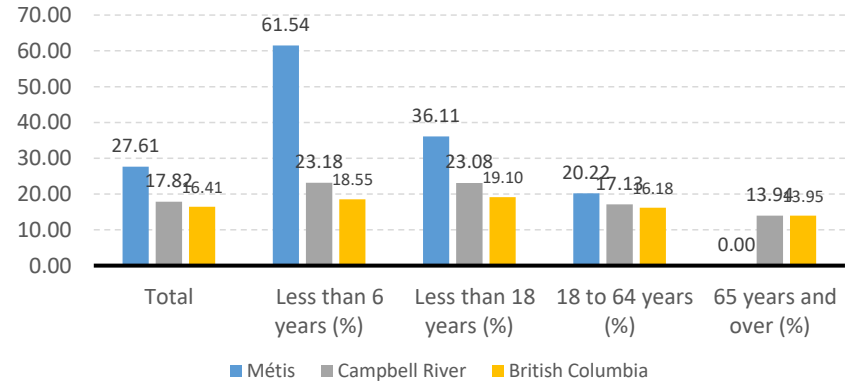
After-Tax Income of Households in 2010



For Métis singles, median after-tax household income is \$65,034, and average after-tax household income is

\$60,172. Métis has higher median and average after-tax income than Campbell River, and higher median and lower average after-tax income than British Columbia.

Prevalence of Low Income in 2010 Based On After-Tax Low-Income Measure (%)



The prevalence of low income based on after-tax low-income measure is 27.61%.

The percentage of low income is 36.11% for people less than 18 years old, 61.54% for people less than 6 years old, 20.22% for people from 18 to 64 years old, and 0.00% for people over 65 years old.