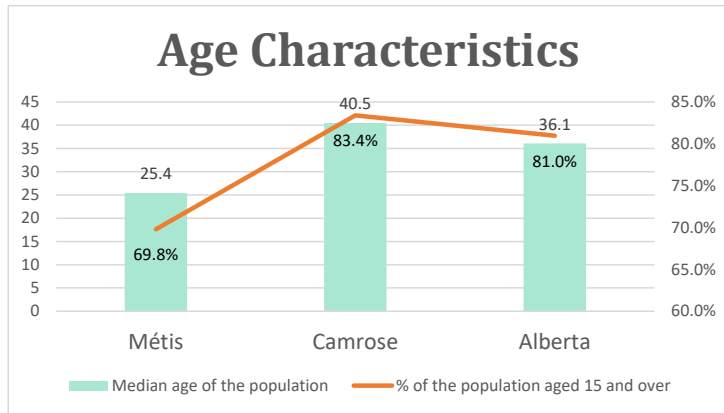


Camrose, AB

Geo_Code: 4810011

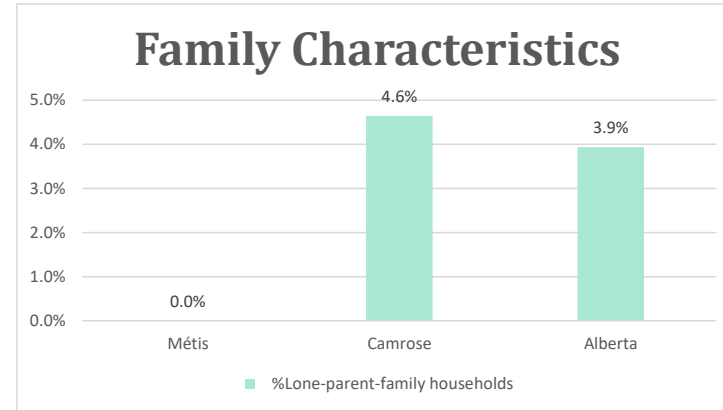
(Source: National Household survey 2011)

The total population reported with Métis single identity is 480 (Total Métis household is 260), representing 67% of Aboriginal people, accounting for 2.8% of the total population in Camrose.



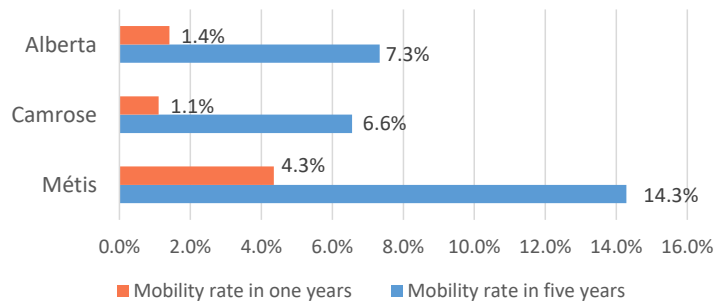
For Métis single identity population, the median age is 25.4 years old, with 69.8% of the population aged 15 and over. As for the total population, the median age is 40.5 in Camrose and

36.1 years old in Alberta, with 83.4% and 81.0% population aged 15 and over respectively.



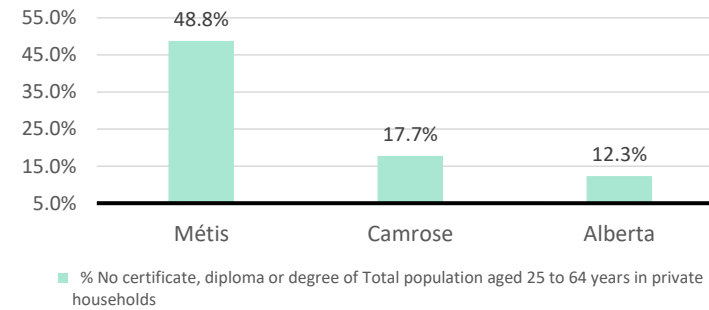
No Métis single lone parents household reported to the survey.

Mobility



20 Métis households moved in last year (4.3%), 60 Métis households moved in the past 5 years (14.3%).

Education



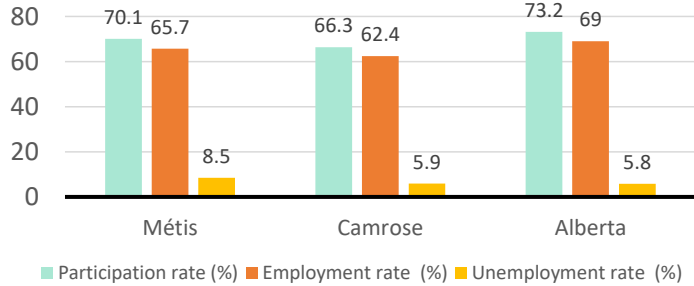
For population aged from 25 to 64 years, 48.8% Métis compared to 17.7% in Camrose and 12.3% in Alberta have no certificate, diploma or degree.

For Métis aged from 25 to 34, no Métis reported have no certificate, diploma or degree.

Camrose, AB

Labor Force & Housing Statistics

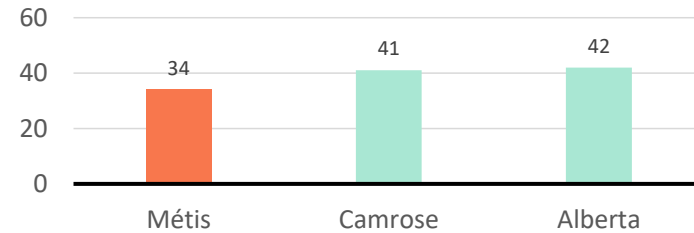
Labour Force Status



Métis participation rate is 70.1%, employment rate is 65.7%, and unemployment rate is 8.5%.

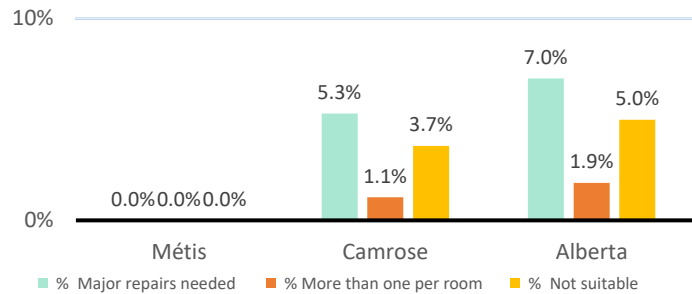
While the participation rate is higher compared with total population in Camrose and lower than Alberta (66.3% and 73.2%), unemployment rate is higher.

Average Weeks Worked in 2010



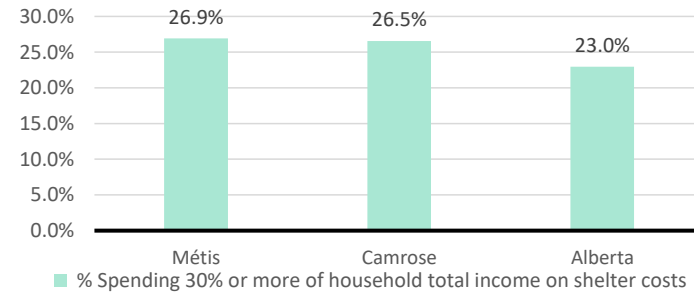
The average weeks worked in 2010 is 34.0 weeks.

Household Characteristics



There are 260 private dwellings occupied by a Métis single household, out of which no Métis single household reported need major repairs, have more than one person per room, or not suitable.

Shelter Costs



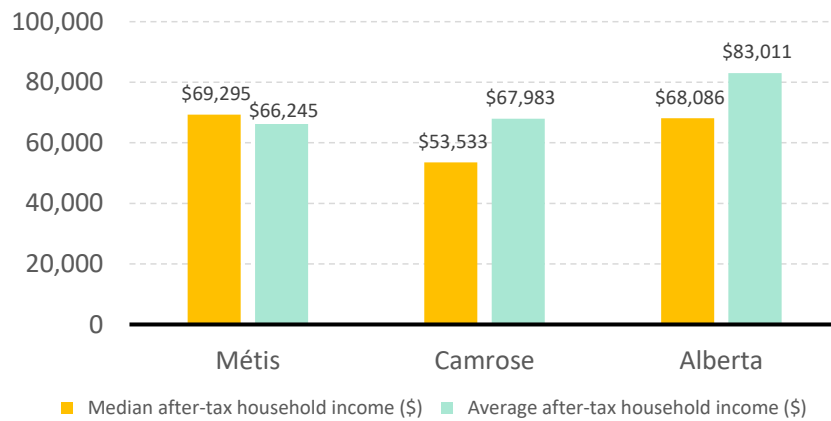
The number of Métis households spending 30% or more of household total income on shelter costs is 70, which is 26.9%

of the total private dwellings occupied by a Métis household, compared to 26.5% of the total population in Camrose and 23.0% of the total population in Alberta.

Camrose, AB

Income

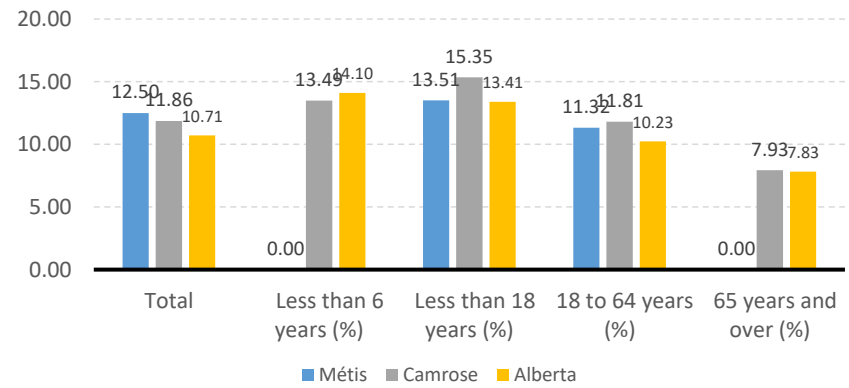
After-Tax Income of Households in 2010



For Métis singles, median after-tax household income is \$69,295, and average after-tax household income is

\$66,245. Métis has higher median and lower average after-tax income than Camrose, and lower median and average after-tax income than Alberta.

Prevalence of Low Income in 2010 Based On After-Tax Low-Income Measure (%)



The prevalence of low income based on after-tax low-income measure is 12.50%.

The percentage of low income is 13.51% for people less than 18 years old, 0.00% for people less than 6 years old, 11.32% for people from 18 to 64 years old, and 0.00% for people over 65 years old.