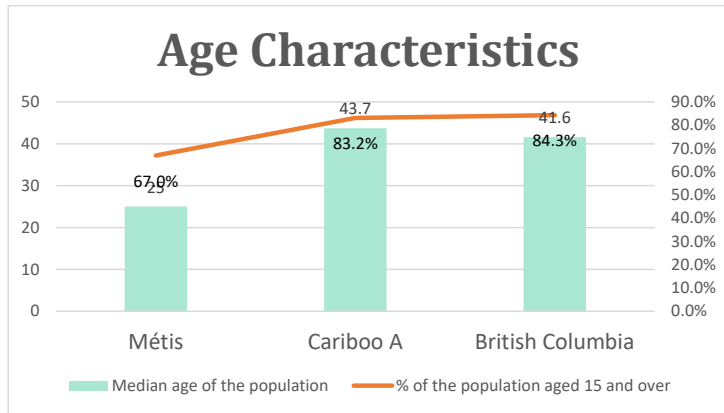


# Cariboo A, BC

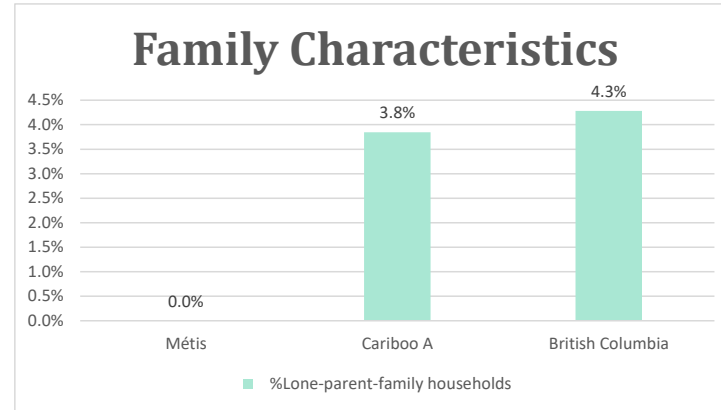
Geo\_Code: 5941019

(Source: National Household survey 2011)

The total population reported with Métis single identity is 515 (Total Métis household is 265), representing 62% of Aboriginal people, accounting for 8.3% of the total population in Cariboo A.

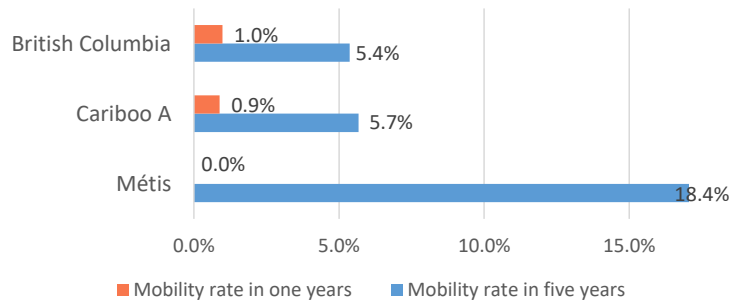


For Métis single identity population, the median age is 25.0 years old, with 67.0% of the population aged 15 and over. As for the total population, the median age is 43.7 in Cariboo A and 41.6 years old in British Columbia, with 83.2% and 84.3% population aged 15 and over respectively.



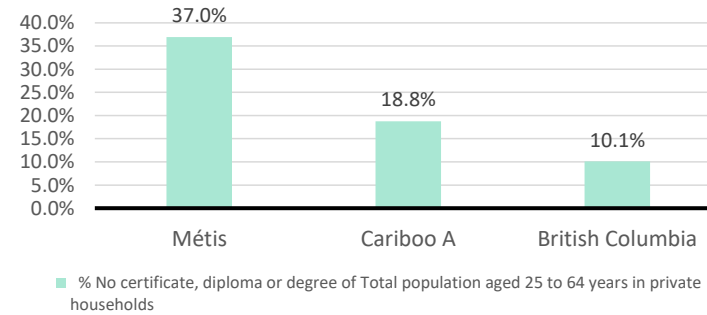
No Métis single lone parents household reported to the survey.

## Mobility



No Métis households reported moving in for the last year. 80 Métis households moved in the past 5 years (18.4%).

## Education



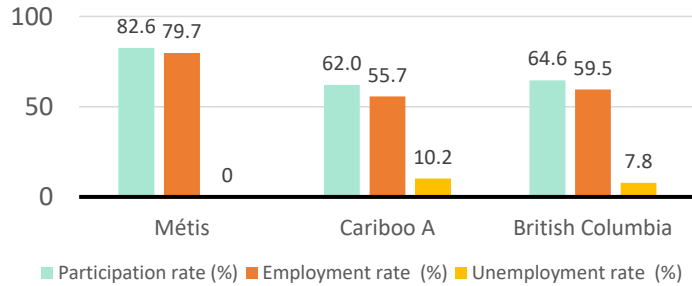
For population aged from 25 to 64 years, 37.0% Métis compared to 18.8% in Cariboo A and 10.1% in British Columbia have no certificate, diploma or degree.

For Métis aged from 25 to 34, no Métis reported have no certificate, diploma or degree.

# Cariboo A, BC

## Labor Force & Housing Statistics

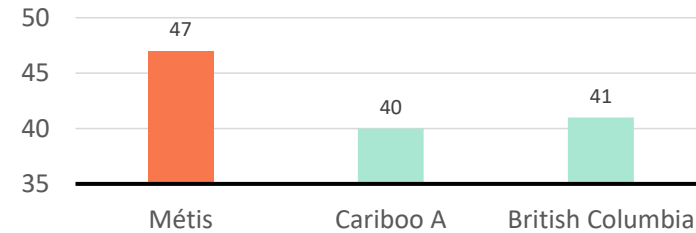
### Labour Force Status



Métis participation rate is 82.6%, employment rate is 79.7%, and unemployment rate is 0.0%.

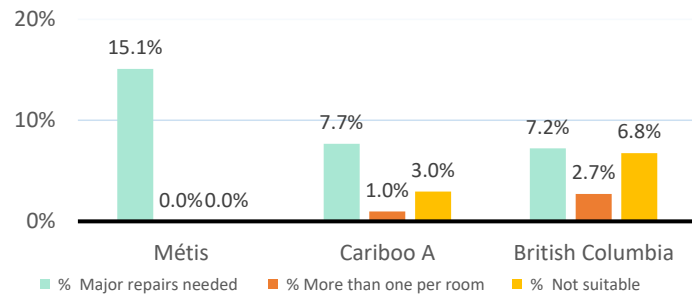
While the participation rate is higher compared with total population in Cariboo A and British Columbia (62.0% and 64.6%), no Métis reported unemployment.

### Average Weeks Worked in 2010



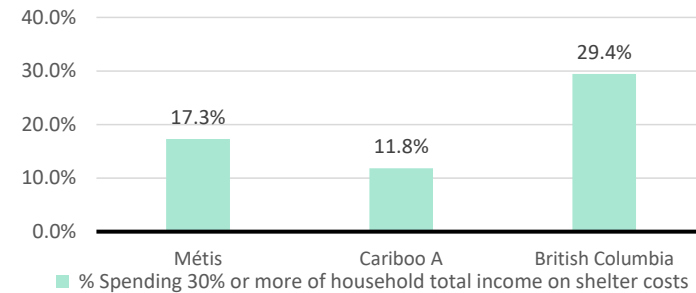
The average weeks worked in 2010 is 47.0 weeks.

### Household Characteristics



There are 265 private dwellings occupied by a Métis single household, out of which 15.1% need major repairs, no Métis household reported have more than one person per room, and no Métis household reported to be not suitable.

### Shelter Costs



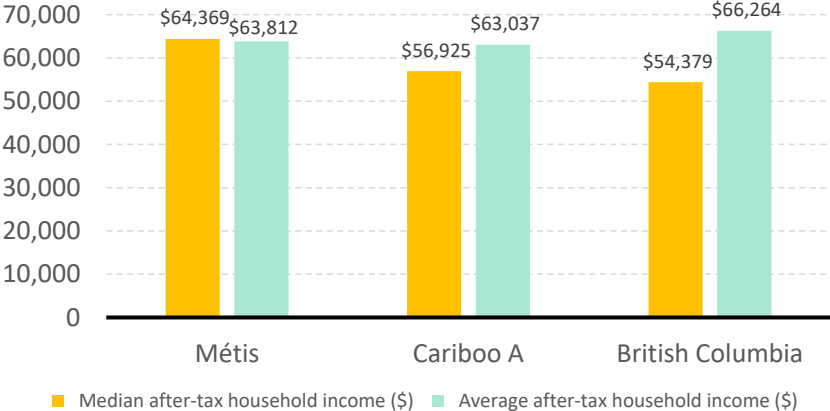
The number of Métis households spending 30% or more of household total income on shelter costs is 45, which is 17.3%

of the total private dwellings occupied by a Métis household, compared to 11.8% of the total population in Cariboo A and 29.4% of the total population in British Columbia.

# Cariboo A, BC

## Income

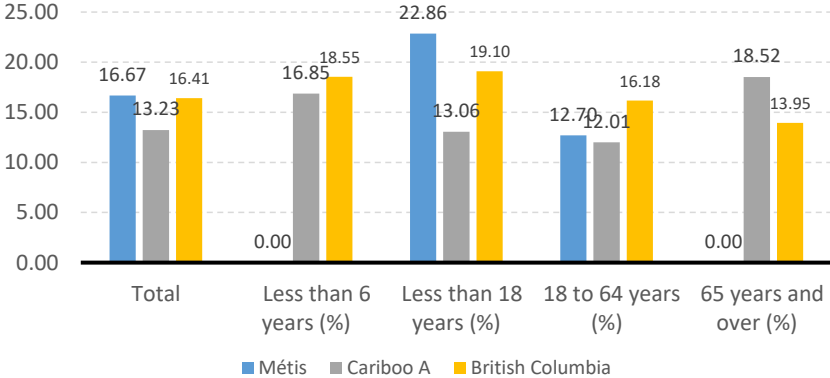
After-Tax Income of Households in 2010



For Métis singles, median after-tax household income is \$64,369, and average after-tax household income is

\$63,812. Métis has higher median and average after-tax income than Cariboo A, and higher median and lower average after-tax income than British Columbia.

Prevalence of Low Income in 2010 Based On After-Tax Low-Income Measure (%)



The prevalence of low income based on after-tax low-income measure is 16.67%.

The percentage of low income is 22.86% for people less than 18 years old, 0.00% for people less than 6 years old, 12.70% for people from 18 to 64 years old, and 0.00% for people over 65 years old.