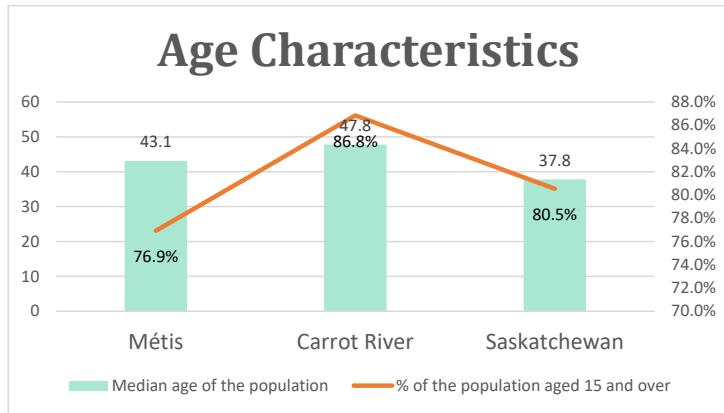


# Carrot River, SK

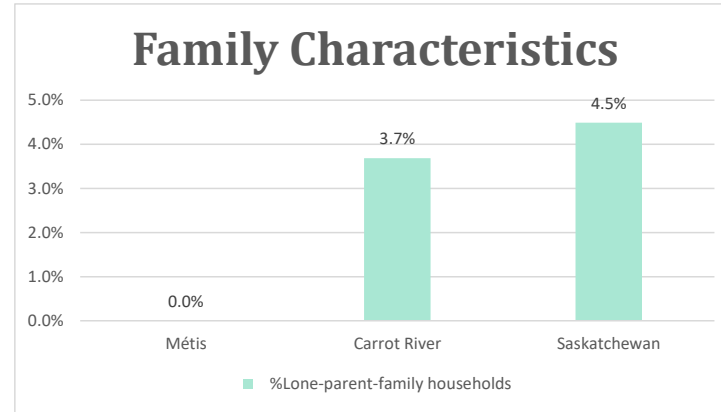
Geo\_Code: 4714069

(Source: National Household survey 2011)

The total population reported with Métis single identity is 130 (Total Métis household is 65), representing 100% of Aboriginal people, accounting for 13.7% of the total population in Carrot River.

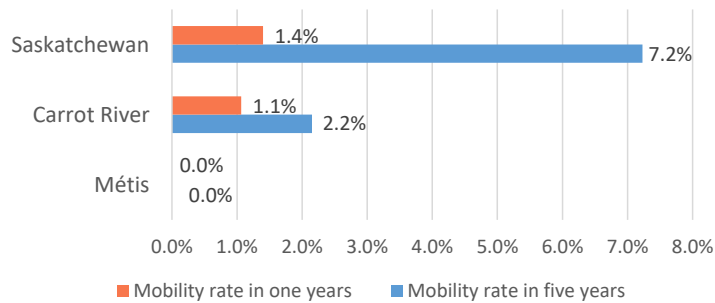


For Métis single identity population, the median age is 43.1 years old, with 76.9% of the population aged 15 and over. As for the total population, the median age is 47.8 in Carrot River and 37.8 years old in Saskatchewan, with 86.8% and 80.5% population aged 15 and over respectively.



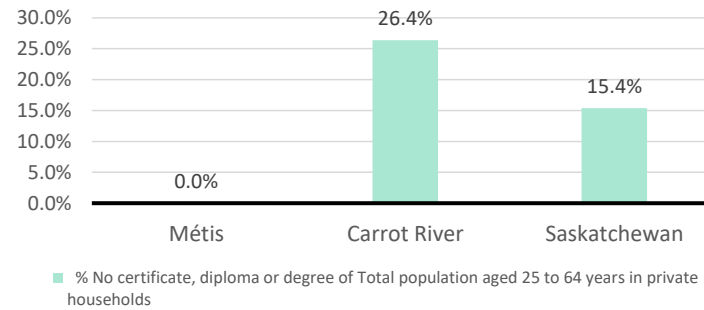
No Métis single lone parents household reported to the survey.

## Mobility



No Métis households reported moving in for the last 5 years.

## Education



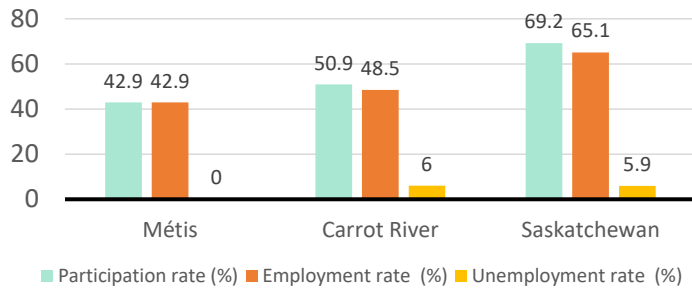
For population aged from 25 to 64 years, no Métis reported have no certificate, diploma or degree.

For Métis aged from 25 to 34, no Métis reported have no certificate, diploma or degree.

# Carrot River, SK

## Labor Force & Housing Statistics

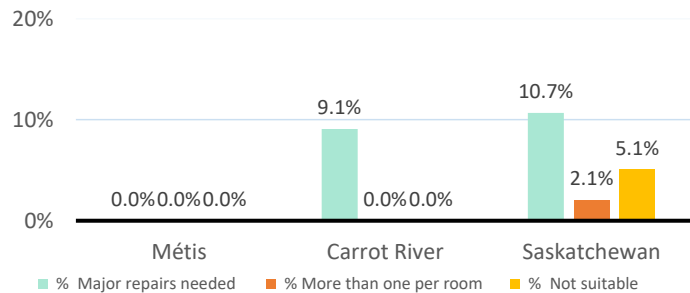
### Labour Force Status



Métis participation rate is 42.9%, employment rate is 42.9%, and unemployment rate is 0.0%.

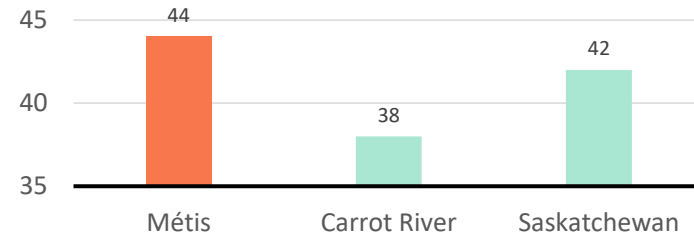
While the participation rate is lower compared with total population in Carrot River and Saskatchewan (50.9% and 69.2%), no Métis reported unemployment.

### Household Characteristics



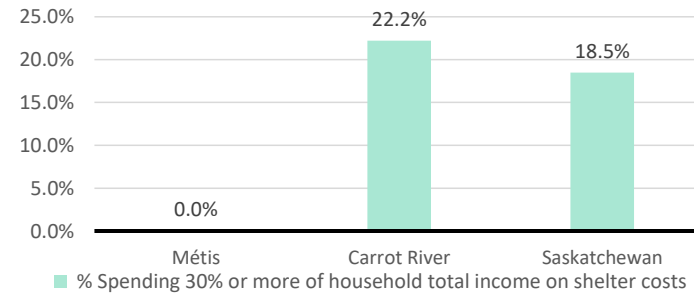
There are 65 private dwellings occupied by a Métis single household, out of which no Métis single household reported need major repairs, have more than one person per room, or not suitable.

### Average Weeks Worked in 2010



The average weeks worked in 2010 is 44.0 weeks.

### Shelter Costs



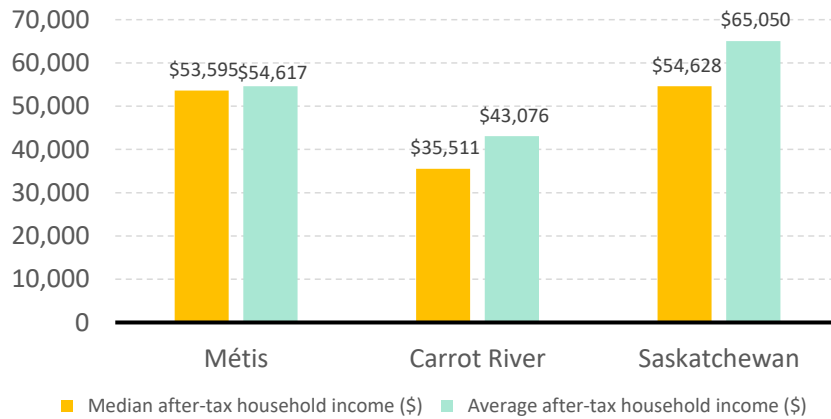
No Métis households reported spending 30% or more of household total income on shelter costs,

compared to 22.2% of the total population in Carrot River and 18.5% of the total population in Saskatchewan.

# Carrot River, SK

## Income

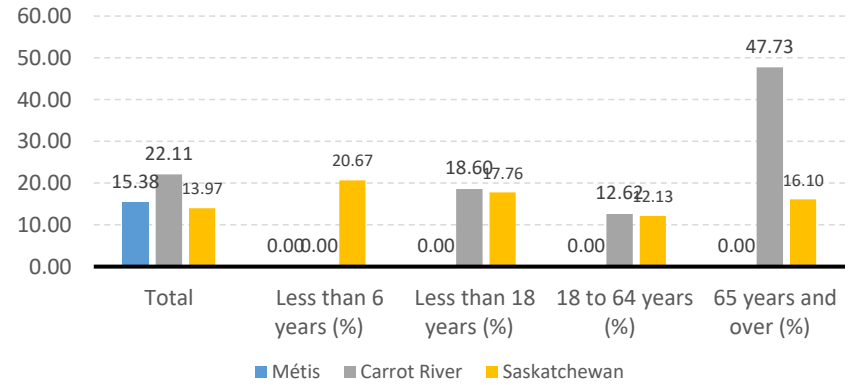
After-Tax Income of Households in 2010



For Métis singles, median after-tax household income is \$53,595, and average after-tax household income is

\$54,617. Métis has higher median and average after-tax income than Carrot River, and lower median and average

Prevalence of Low Income in 2010 Based On After-Tax Low-Income Measure (%)



The prevalence of low income based on after-tax low-income measure is 15.38%.

No Métis household reported low income in Carrot River.