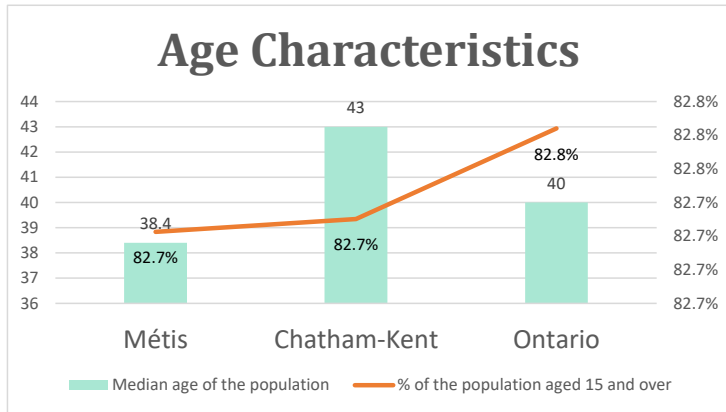


# Chatham-Kent, ON

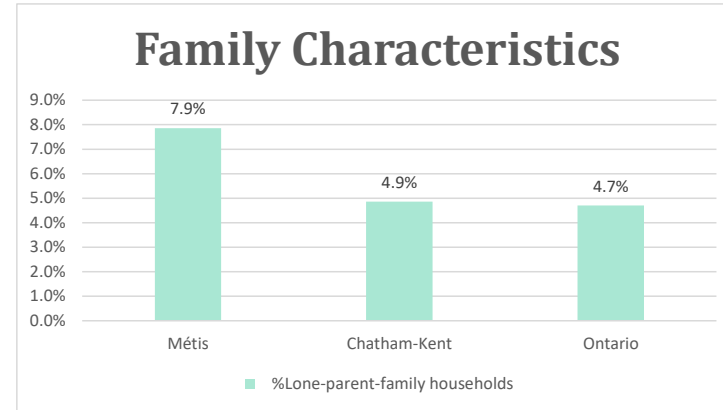
Geo\_Code: 3536020

(Source: National Household survey 2011)

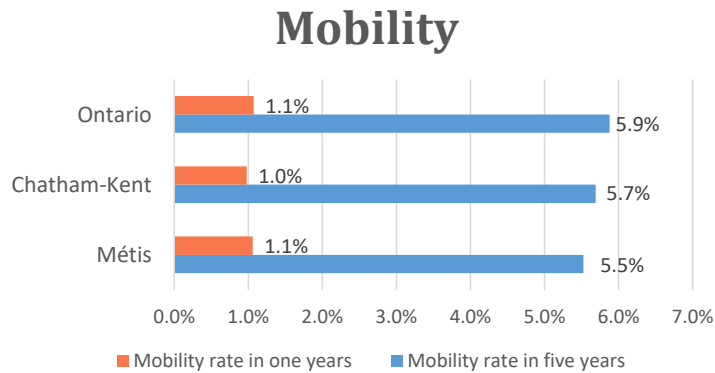
The total population reported with Métis single identity is 955 (Total Métis household is 640), representing 33% of Aboriginal people, accounting for 0.9% of the total population in Chatham-Kent.



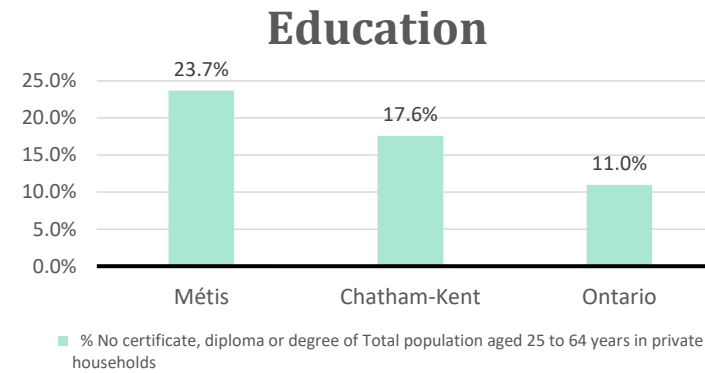
For Métis single identity population, the median age is 38.4 years old, with 82.7% of the population aged 15 and over. As for the total population, the median age is 43.0 in Chatham-Kent and 40.0 years old in Ontario, with 82.7% and 82.8% population aged 15 and over respectively.



The number of Métis single lone parents household is 75, accounting for 7.9% of the total Métis single private households.



10 Métis households moved in last year (1.1%), 50 Métis households moved in the past 5 years (5.5%).



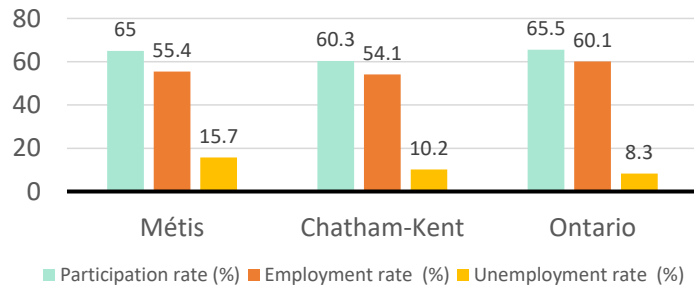
For population aged from 25 to 64 years, 23.7% Métis compared to 17.6% in Chatham-Kent and 11.0% in Ontario have no certificate, diploma or degree.

For Métis aged from 25 to 34, no Métis reported have no certificate, diploma or degree.

# Chatham-Kent, ON

## Labor Force & Housing Statistics

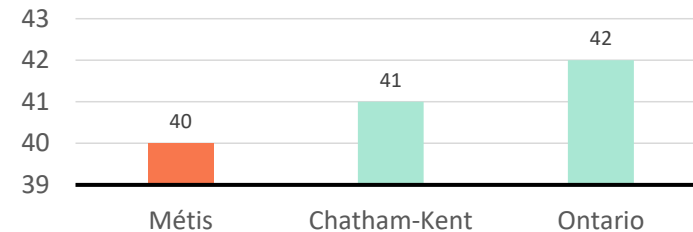
### Labour Force Status



Métis participation rate is 65.0%, employment rate is 55.4%, and unemployment rate is 15.7%.

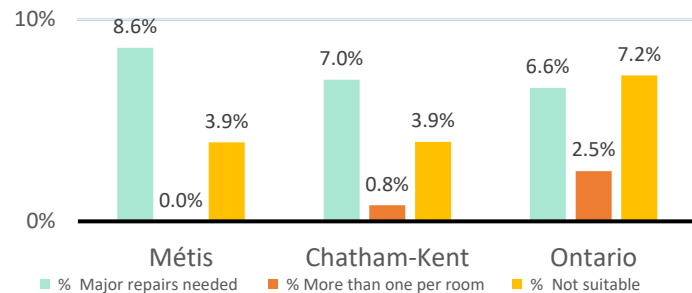
While the participation rate is higher compared with total population in Chatham-Kent and lower than Ontario (60.3% and 65.5%), unemployment rate is also higher.

### Average Weeks Worked in 2010



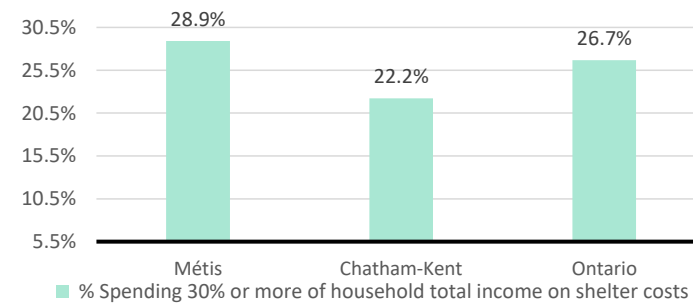
The average weeks worked in 2010 is 40.0 weeks.

### Household Characteristics



There are 640 private dwellings occupied by a Métis single household, out of which 8.6% need major repairs, no Métis household reported have more than one person per room, and 3.9% Métis household reported to be not suitable.

### Shelter Costs



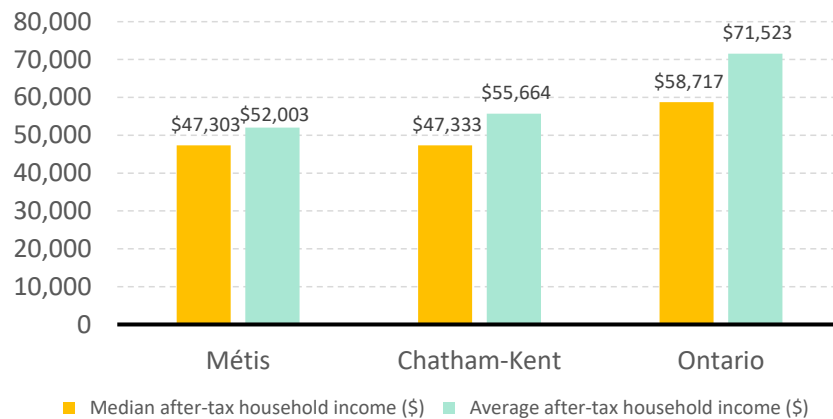
The number of Métis households spending 30% or more of household total income on shelter costs is 185, which is 28.9%

of the total private dwellings occupied by an Métis household, compared to 22.2% of the total population in Chatham-Kent and 26.7% of the total population in Ontario.

# Chatham-Kent, ON

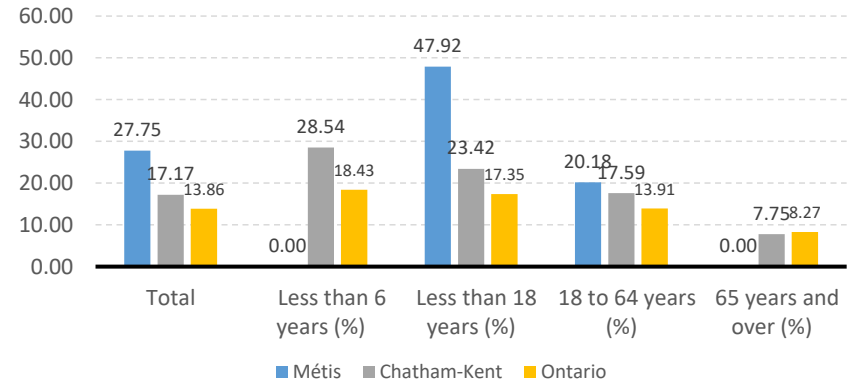
## Income

After-Tax Income of Households in 2010



For Métis singles, median after-tax household income is \$47,303, and average after-tax household income is \$52,003. Métis has lower median and average after-tax income than Chatham-Kent and Ontario.

Prevalence of Low Income in 2010 Based On After-Tax Low-Income Measure (%)



The prevalence of low income based on after-tax low-income measure is 27.75%.

The percentage of low income is 20.18% for people from 18 to 64 years old, and no Métis household reported low income in other age groups.