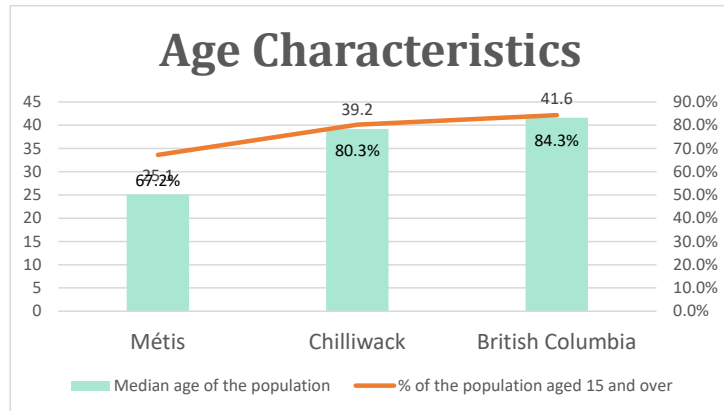


Chilliwack, BC

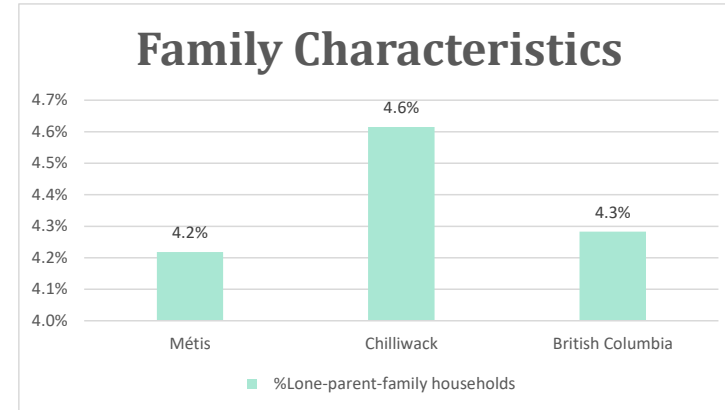
Geo_Code: 5909020

(Source: National Household survey 2011)

The total population reported with Métis single identity is 2,015 (Total Métis household is 1,085), representing 33% of Aboriginal people, accounting for 2.6% of the total population in Chilliwack.

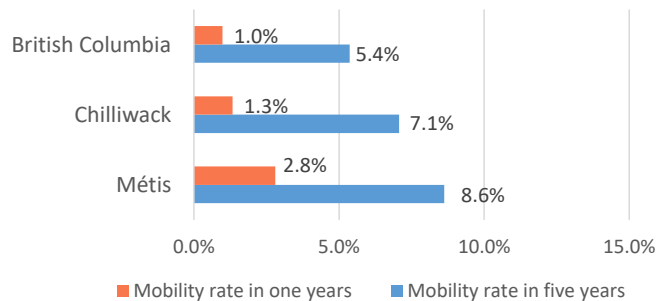


For Métis single identity population, the median age is 25.1 years old, with 67.2% of the population aged 15 and over. As for the total population, the median age is 39.2 in Chilliwack and 41.6 years old in British Columbia, with 80.3% and 84.3% population aged 15 and over respectively.



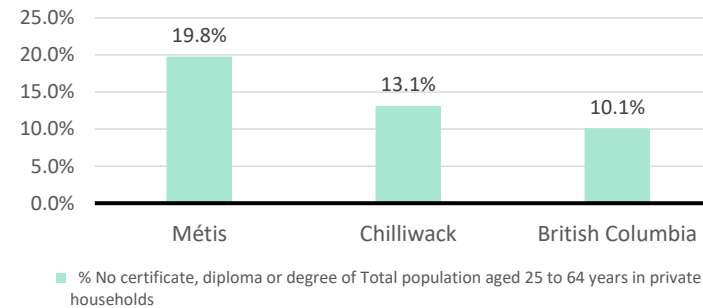
The number of Métis single lone parents household is 85, accounting for 4.2% of the total Métis single private households.

Mobility



55 Métis households moved in last year (2.8%), 160 Métis households moved in the past 5 years (8.6%).

Education



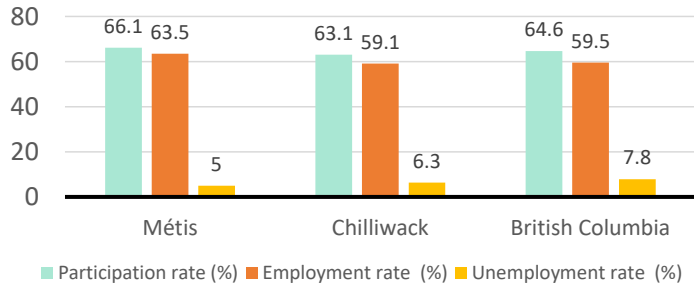
For population aged from 25 to 64 years, 19.8% Métis compared to 13.1% in Chilliwack and 10.1% in British Columbia have no certificate, diploma or degree.

For Métis aged from 25 to 34, no Métis reported have no certificate, diploma or degree.

Chilliwack, BC

Labor Force & Housing Statistics

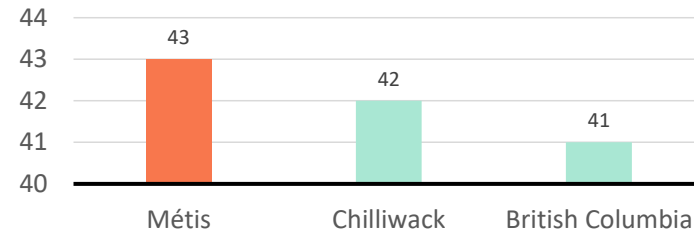
Labour Force Status



Métis participation rate is 66.1%, employment rate is 63.5%, and unemployment rate is 5.0%.

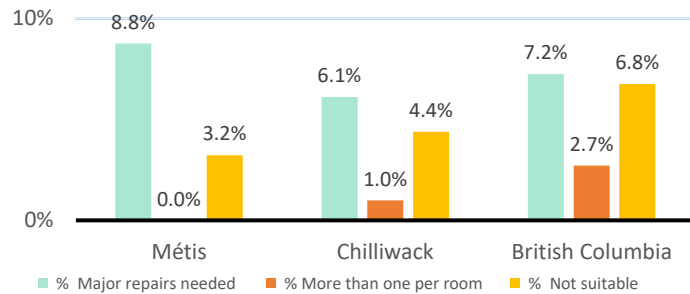
While the participation rate is higher compared with total population in Chilliwack and British Columbia (63.1% and 64.6%), unemployment rate is lower.

Average Weeks Worked in 2010



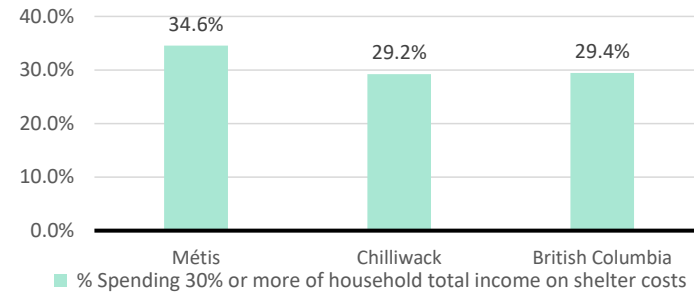
The average weeks worked in 2010 is 43.0 weeks.

Household Characteristics



There are 1085 private dwellings occupied by a Métis single household, out of which 8.8% need major repairs, no Métis household reported have more than one person per room, and 3.2% Métis household reported to be not suitable.

Shelter Costs



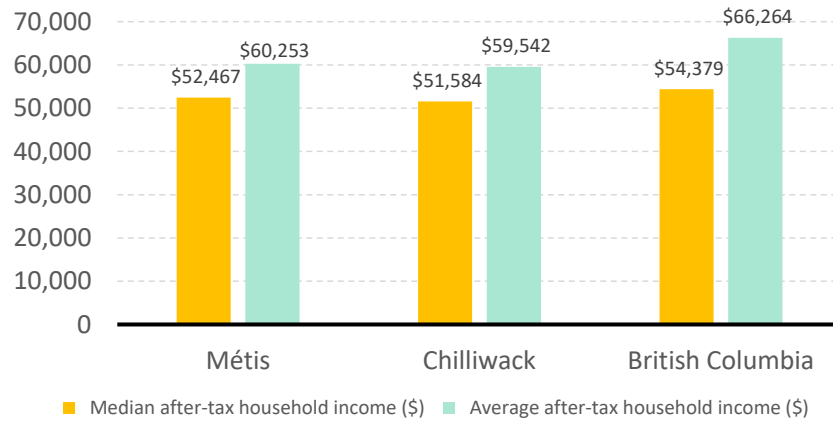
The number of Métis households spending 30% or more of household total income on shelter costs is 375, which is 34.6%

of the total private dwellings occupied by a Métis household, compared to 29.2% of the total population in Chilliwack and 29.4% of the total population in British Columbia.

Chilliwack, BC

Income

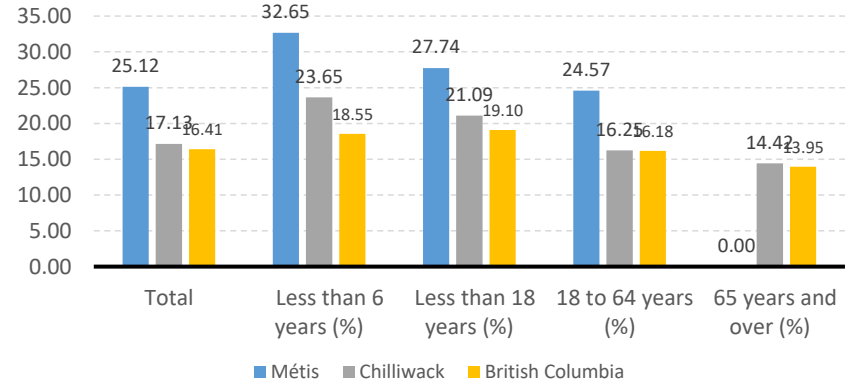
After-Tax Income of Households in 2010



For Métis singles, median after-tax household income is \$52,467, and average after-tax household income is

\$60,253. Métis has higher median and average after-tax income than Chilliwack, and lower median and average after-tax income than British Columbia.

Prevalence of Low Income in 2010 Based On After-Tax Low-Income Measure (%)



The prevalence of low income based on after-tax low-income measure is 25.12%.

The percentage of low income is 27.74% for people less than 18 years old, 32.65% for people less than 6 years old, 24.57% for people from 18 to 64 years old, and 0.00% for people over 65 years old.