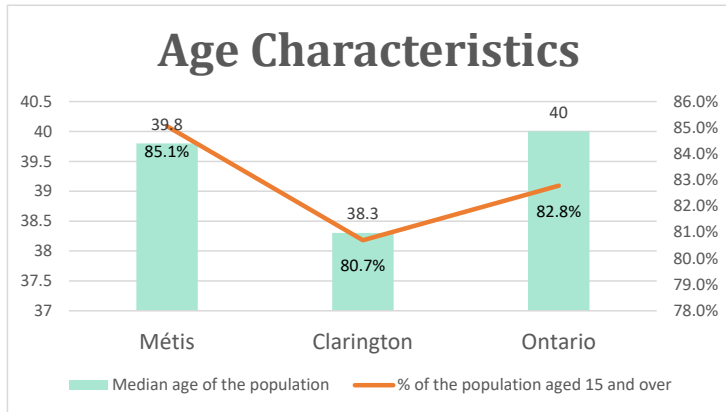


Clarington, ON

Geo_Code: 3518017

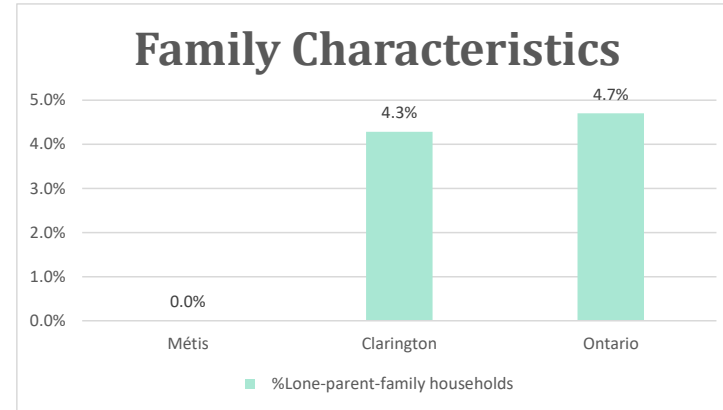
(Source: National Household survey 2011)

The total population reported with Métis single identity is 435 (Total Métis household is 295), representing 26% of Aboriginal people, accounting for 0.5% of the total population in Clarington.



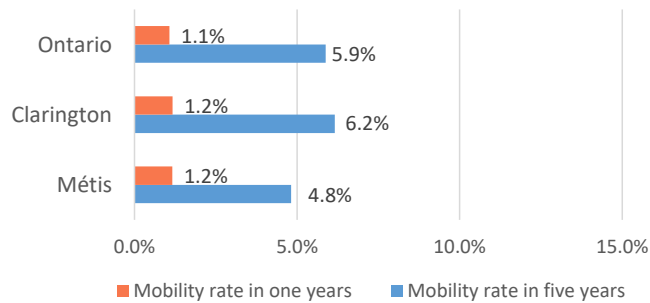
For Métis single identity population, the median age is 39.8 years old, with 85.1% of the population aged 15 and over. As for the total population, the median age is 38.3 in Clarington and

40.0 years old in Ontario, with 80.7% and 82.8% population aged 15 and over respectively.



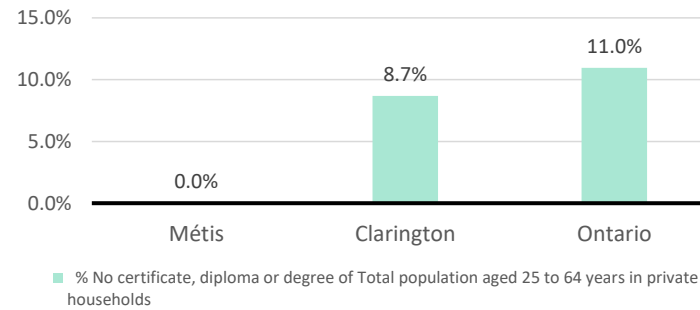
No Métis single lone parents household reported to the survey.

Mobility



5 Métis households moved in last year (1.2%), 20 Métis households moved in the past 5 years (4.8%).

Education



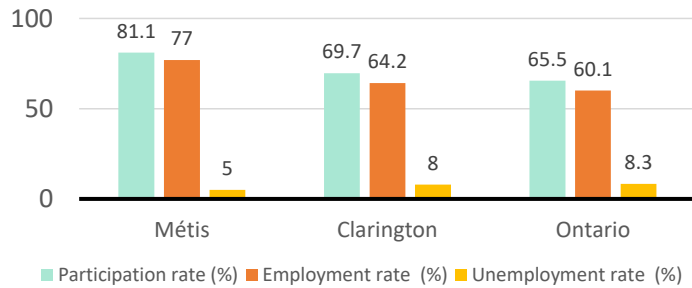
For population aged from 25 to 64 years, no Métis reported have no certificate, diploma or degree.

For Métis aged from 25 to 34, no Métis reported have no certificate, diploma or degree.

Clarington, ON

Labor Force & Housing Statistics

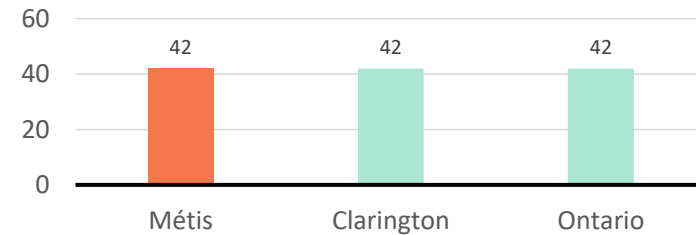
Labour Force Status



Métis participation rate is 81.1%, employment rate is 77.0%, and unemployment rate is 5.0%.

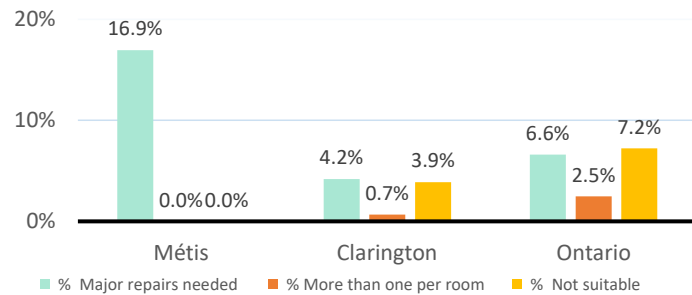
While the participation rate is higher compared with total population in Clarington and Ontario (69.7% and 65.5%), unemployment rate is lower.

Average Weeks Worked in 2010



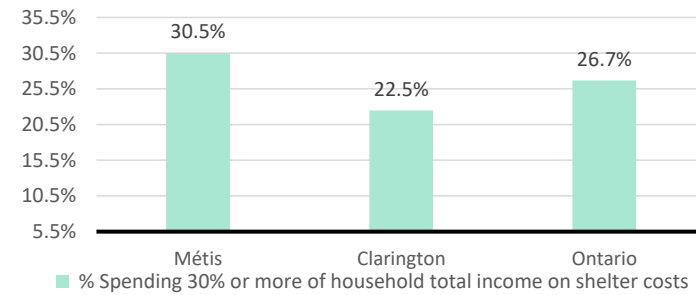
The average weeks worked in 2010 is 42.0 weeks.

Household Characteristics



There are 295 private dwellings occupied by a Métis single household, out of which 16.9% need major repairs, no Métis household reported have more than one person per room, and no Métis household reported to be not suitable.

Shelter Costs



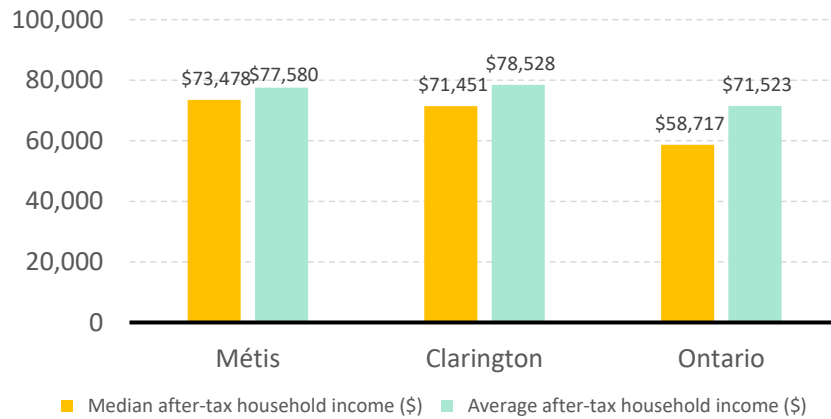
The number of Métis households spending 30% or more of household total income on shelter costs is 90, which is 30.5%

of the total private dwellings occupied by an Métis household, compared to 22.5% of the total population in Clarington and 26.7% of the total population in Ontario.

Clarington, ON

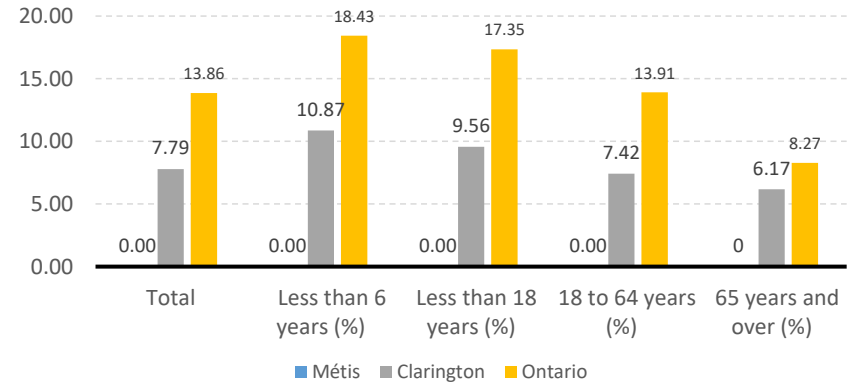
Income

After-Tax Income of Households in 2010



For Métis singles, median after-tax household income is \$73,478, and average after-tax household income is \$77,580. Métis has higher median and lower average after-tax income than Clarington, and higher median and average after-tax income than Ontario.

Prevalence of Low Income in 2010 Based On After-Tax Low-Income Measure (%)



The prevalence of low income based on after-tax low-income measure is 0.00%.

No Métis household reported low income in Clarington.