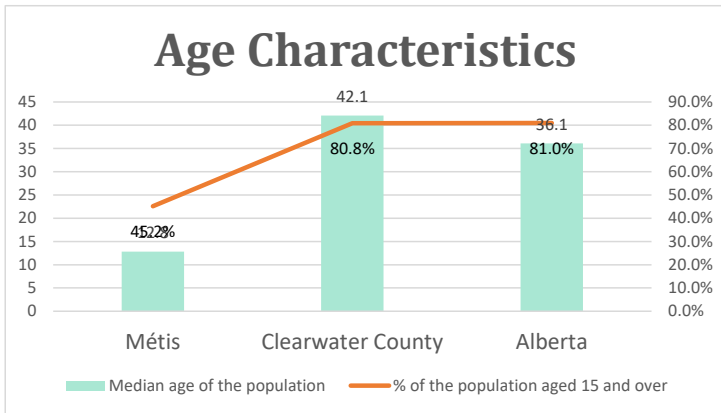


# Clearwater County, AB

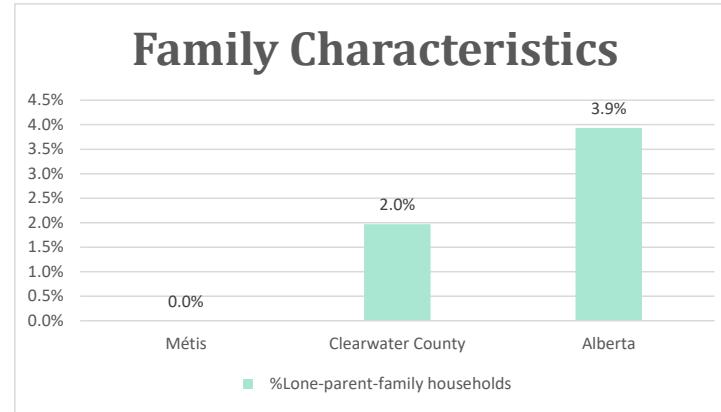
Geo\_Code: 4809002

(Source: National Household survey 2011)

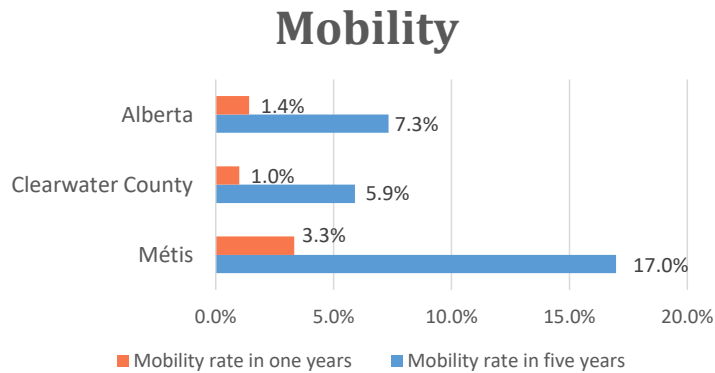
The total population reported with Métis single identity is 310 (Total Métis household is 130), representing 69% of Aboriginal people, accounting for 2.5% of the total population in Clearwater County.



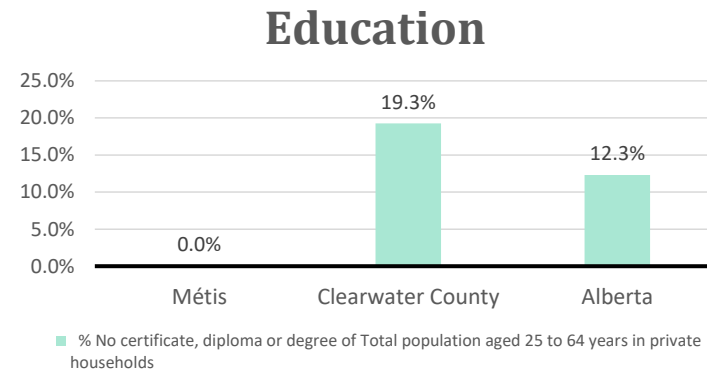
For Métis single identity population, the median age is 12.8 years old, with 45.2% of the population aged 15 and over. As for the total population, the median age is 42.1 in Clearwater County and 36.1 years old in Alberta, with 80.8% and 81.0% population aged 15 and over respectively.



No Métis single lone parents household reported to the survey.



10 Métis households moved in last year (3.3%), 45 Métis households moved in the past 5 years (17.0%).



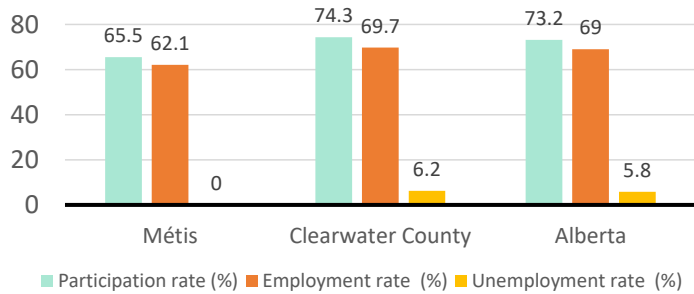
For population aged from 25 to 64 years, no Métis reported have no certificate, diploma or degree.

For Métis aged from 25 to 34, no Métis reported have no certificate, diploma or degree.

# Clearwater County, AB

## Labor Force & Housing Statistics

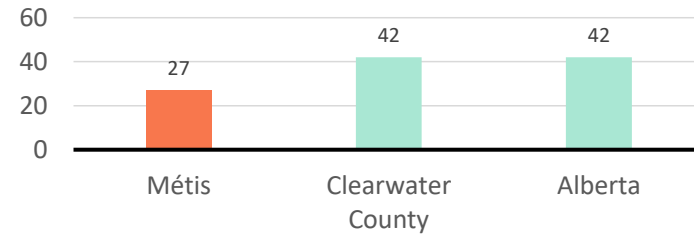
### Labour Force Status



Métis participation rate is 65.5%, employment rate is 62.1%, and unemployment rate is 0.0%.

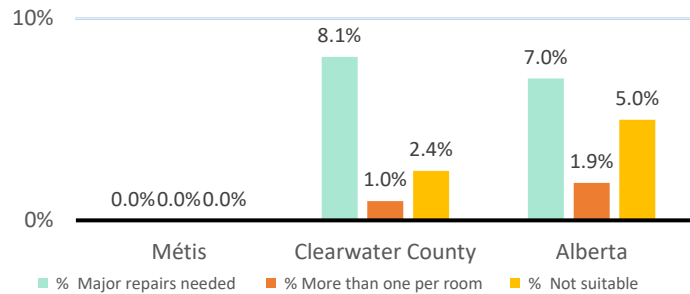
While the participation rate is lower compared with total population in Clearwater County and Alberta (74.3% and 73.2%), no Métis reported unemployment.

### Average Weeks Worked in 2010



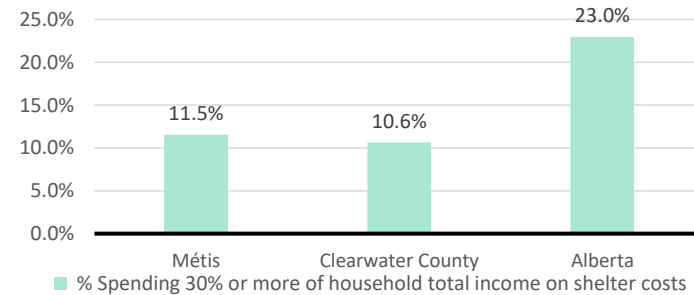
The average weeks worked in 2010 is 27.0 weeks.

### Household Characteristics



There are 130 private dwellings occupied by a Métis single household, out of which no Métis single household reported need major repairs, have more than one person per room, or not suitable.

### Shelter Costs



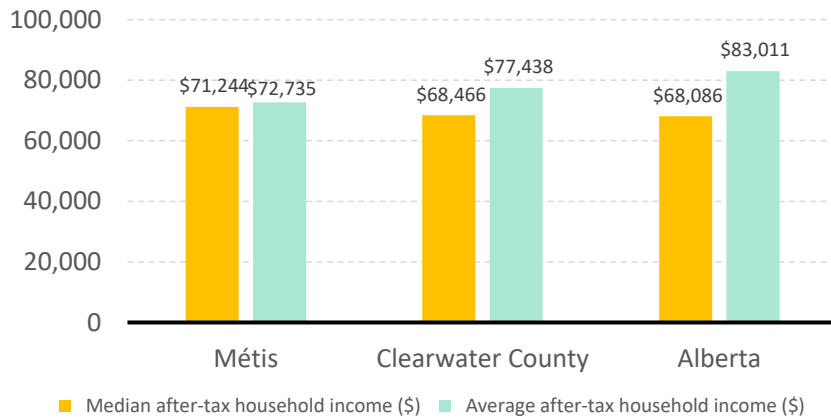
The number of Métis households of the total private dwellings occupied by a Métis household spending 30% or more of household total income on shelter costs is 15, which is 11.5%

of the total private dwellings occupied by a Métis household, compared to 10.6% of the total population in Clearwater County and 23.0% of the total population in Alberta.

# Clearwater County, AB

## Income

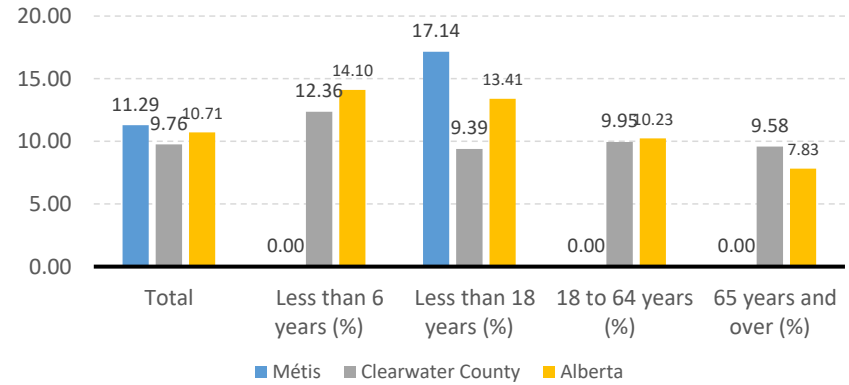
After-Tax Income of Households in 2010



For Métis singles, median after-tax household income is \$71,244, and average after-tax household income is

\$72,735. Métis has higher median and lower average after-tax income than Clearwater County, and higher median and lower average after-tax income than Alberta.

Prevalence of Low Income in 2010 Based On After-Tax Low-Income Measure (%)



The prevalence of low income based on after-tax low-income measure is 11.29%.

The percentage of low income is 17.14% for people less than 18 years old, no Métis household reported low income in other age groups.