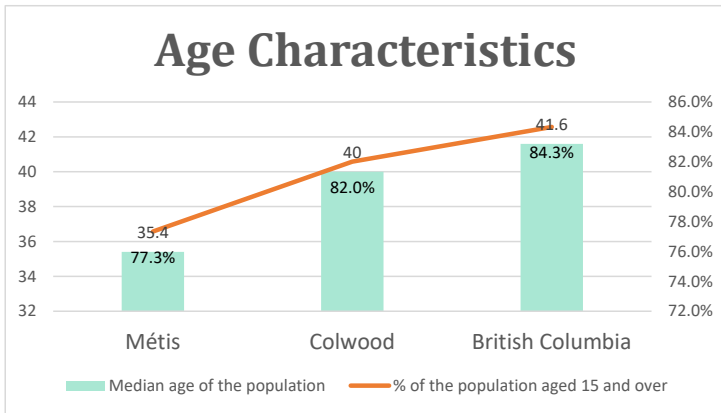


Colwood, BC

Geo_Code: 5917041

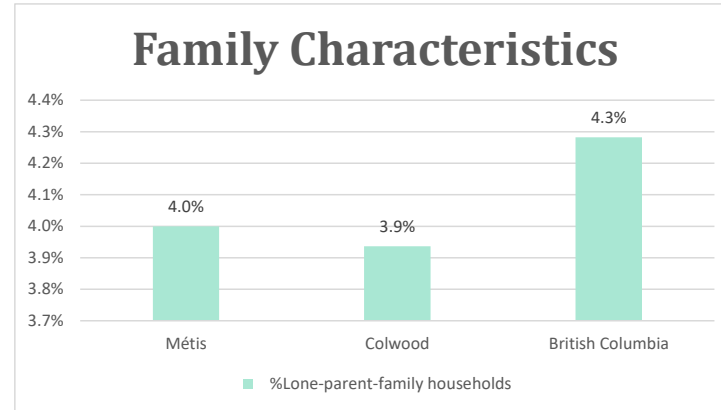
(Source: National Household survey 2011)

The total population reported with Métis single identity is 375 (Total Métis household is 230), representing 56% of Aboriginal people, accounting for 2.3% of the total population in Colwood.

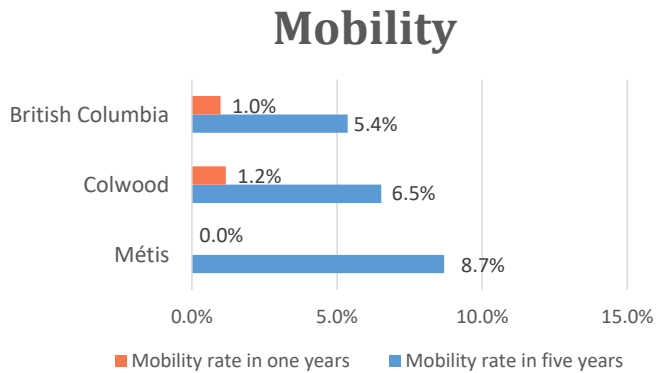


For Métis single identity population, the median age is 35.4 years old, with 77.3% of the population aged 15 and over. As for the total population, the median age is 40.0 in Colwood and

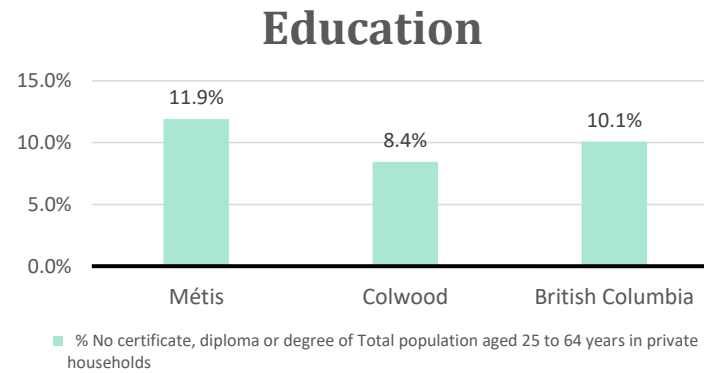
41.6 years old in British Columbia, with 82.0% and 84.3% population aged 15 and over respectively.



The number of Métis single lone parents household is 15, accounting for 4.0% of the total Métis single private households.



No Métis households reported moving in for the last year. 30 Métis households moved in the past 5 years (8.7%).



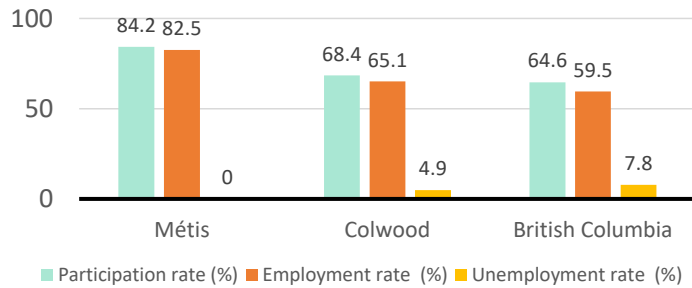
For population aged from 25 to 64 years, 11.9% Métis compared to 8.4% in Colwood and 10.1% in British Columbia have no certificate, diploma or degree.

For Métis aged from 25 to 34, no Métis reported have no certificate, diploma or degree.

Colwood, BC

Labor Force & Housing Statistics

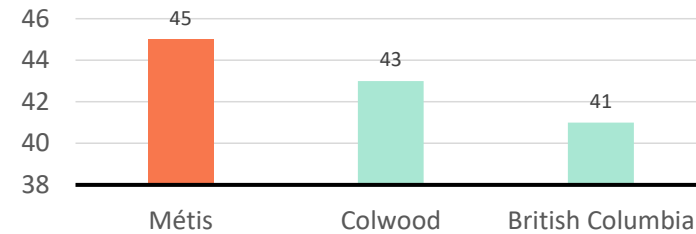
Labour Force Status



Métis participation rate is 84.2%, employment rate is 82.5%, and unemployment rate is 0.0%.

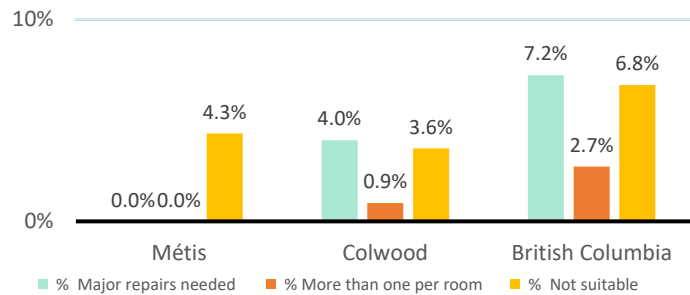
While the participation rate is higher compared with total population in Colwood and British Columbia (68.4% and 64.6%), no Métis reported unemployment.

Average Weeks Worked in 2010



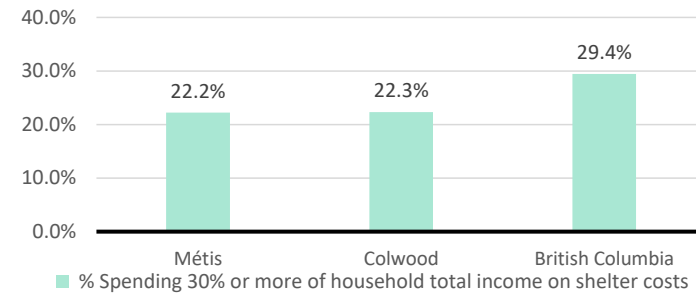
The average weeks worked in 2010 is 45.0 weeks.

Household Characteristics



There are 230 private dwellings occupied by a Métis single household, out of which no Métis single household reported need major repairs or have more than one person per room, 4.3% Métis household reported to be not suitable.

Shelter Costs



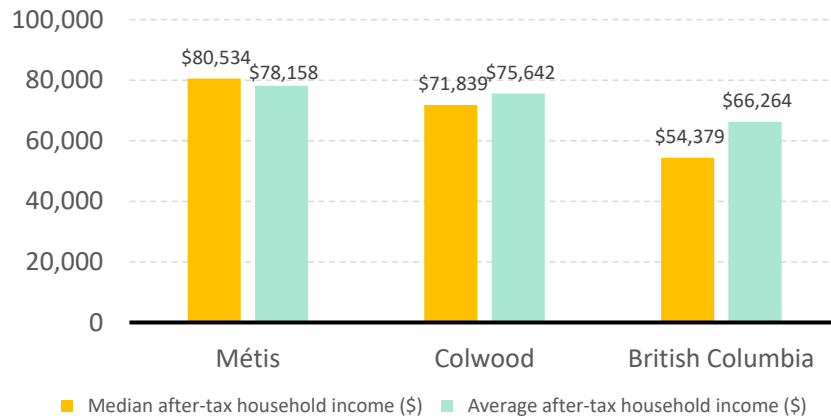
The number of Métis households spending 30% or more of household total income on shelter costs is 50, which is 22.2%

of the total private dwellings occupied by a Métis household, compared to 22.3% of the total population in Colwood and 29.4% of the total population in British Columbia.

Colwood, BC

Income

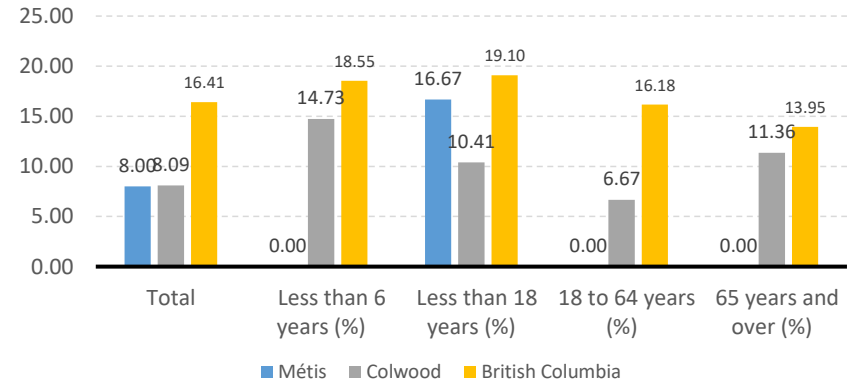
After-Tax Income of Households in 2010



For Métis singles, median after-tax household income is \$80,534, and average after-tax household income is

\$78,158. Métis has higher median and average after-tax income than Colwood and British Columbia.

Prevalence of Low Income in 2010 Based On After-Tax Low-Income Measure (%)



The prevalence of low income based on after-tax low-income measure is 8.00%.

The percentage of low income is 16.67% for people less than 18 years old, no Métis household reported low income in other age groups.