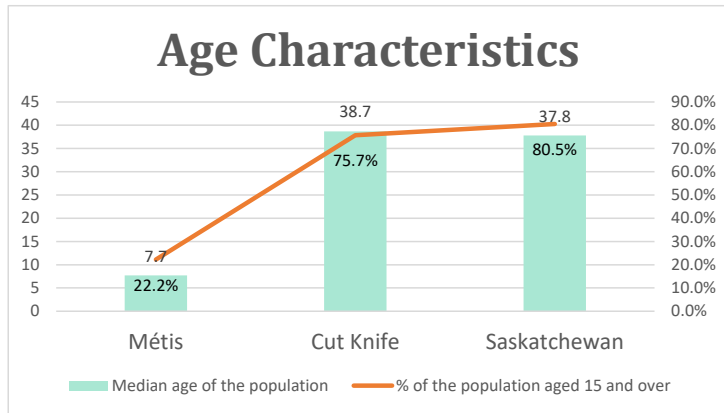


Cut Knife, SK

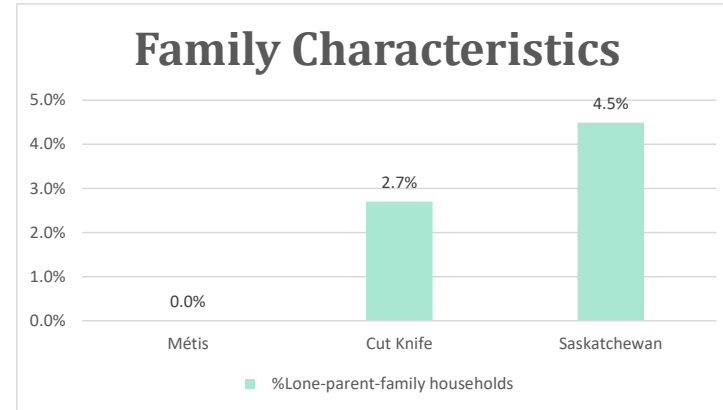
Geo_Code: 4713098

(Source: National Household survey 2011)

The total population reported with Métis single identity is 90 (Total Métis household is 50), representing 53% of Aboriginal people, accounting for 16.2% of the total population in Cut Knife.

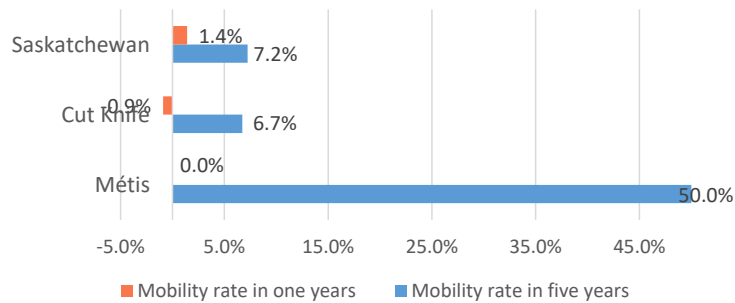


For Métis single identity population, the median age is 7.7 years old, with 22.2% of the population aged 15 and over. As for the total population, the median age is 38.7 in Cut Knife and 37.8 years old in Saskatchewan, with 75.7% and 80.5% population aged 15 and over respectively.



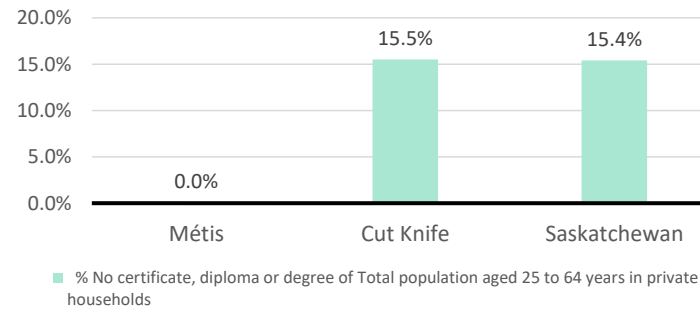
No Métis single lone parents household reported to the survey.

Mobility



No Métis households reported moving in for the last year. 30 Métis households moved in the past 5 years (50.0%).

Education



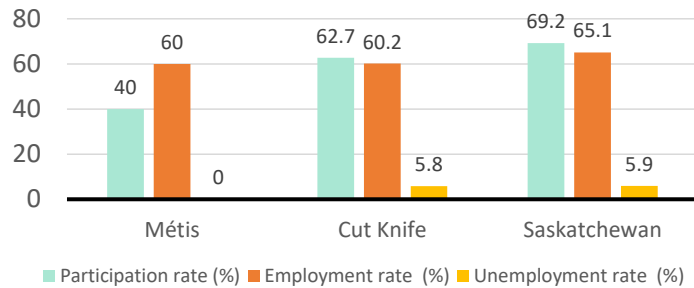
For population aged from 25 to 64 years, no Métis reported have no certificate, diploma or degree.

For Métis aged from 25 to 34, no Métis reported have no certificate, diploma or degree.

Cut Knife, SK

Labor Force & Housing Statistics

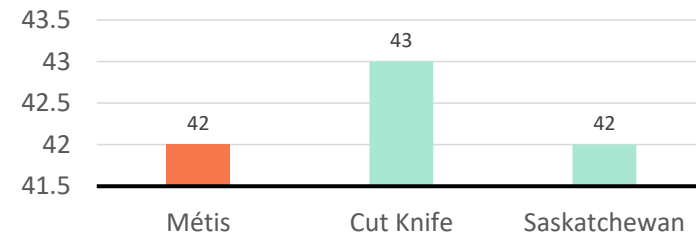
Labour Force Status



Métis participation rate is 40.0%, employment rate is 60.0%, and unemployment rate is 0.0%.

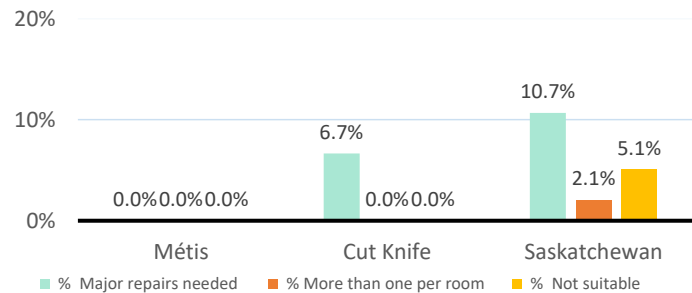
While the participation rate is lower compared with total population in Cut Knife and Saskatchewan (62.7% and 69.2%), no Métis reported unemployment.

Average Weeks Worked in 2010



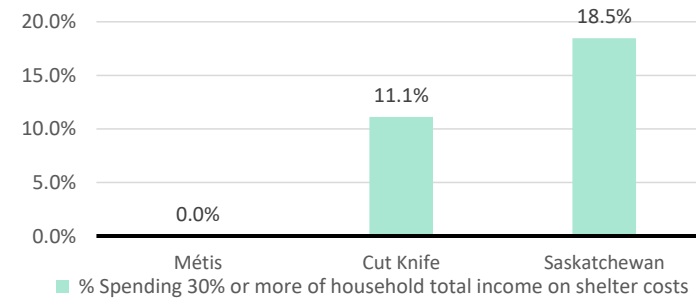
The average weeks worked in 2010 is 42.0 weeks.

Household Characteristics



There are 50 private dwellings occupied by a Métis single household, out of which no Métis single household reported need major repairs, have more than one person per room, or not suitable.

Shelter Costs



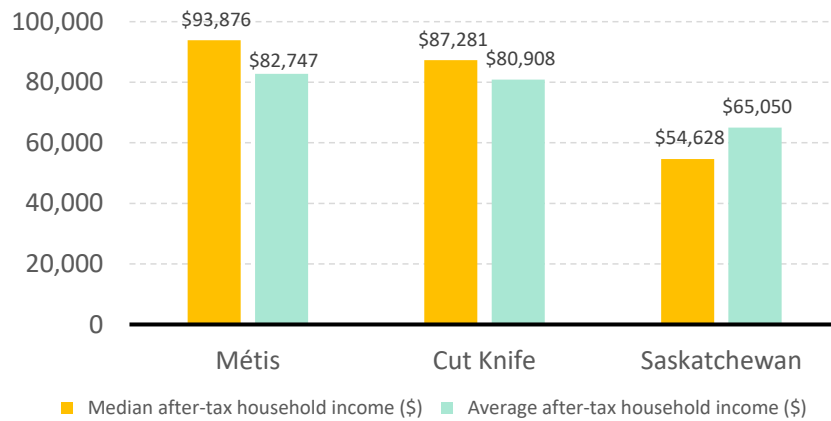
No Métis households reported spending 30% or more of household total income on shelter costs,

compared to 11.1% of the total population in Cut Knife and 18.5% of the total population in Saskatchewan.

Cut Knife, SK

Income

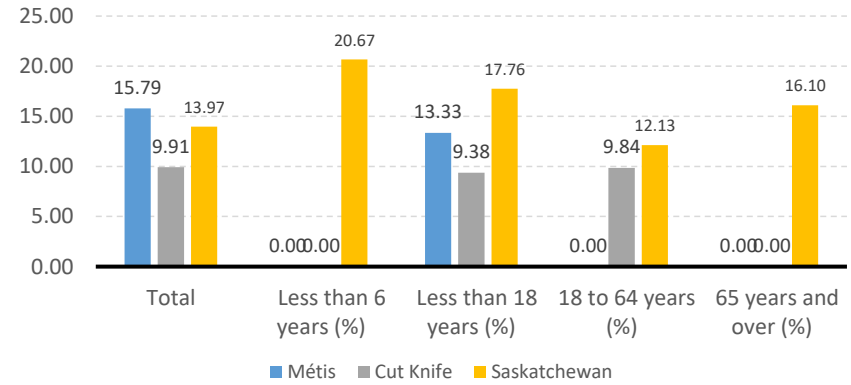
After-Tax Income of Households in 2010



For Métis singles, median after-tax household income is \$93,876, and average after-tax household income is

\$82,747. Métis has higher median and average after-tax income than Cut Knife and Saskatchewan.

Prevalence of Low Income in 2010 Based On After-Tax Low-Income Measure (%)



The prevalence of low income based on after-tax low-income measure is 15.79%.

The percentage of low income is 13.33% for people less than 18 years old, no Métis household reported low income in other age groups.