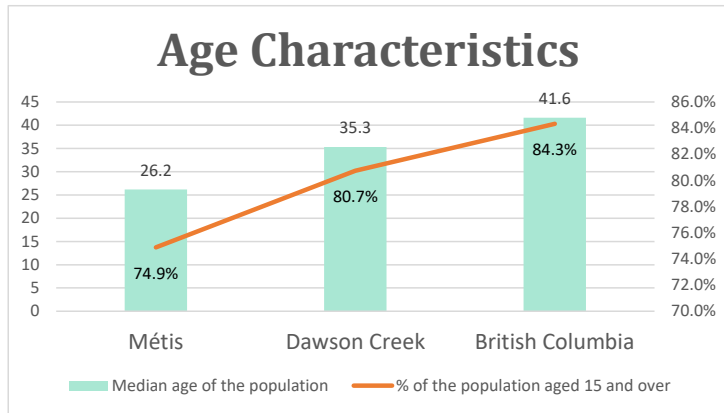


Dawson Creek, BC

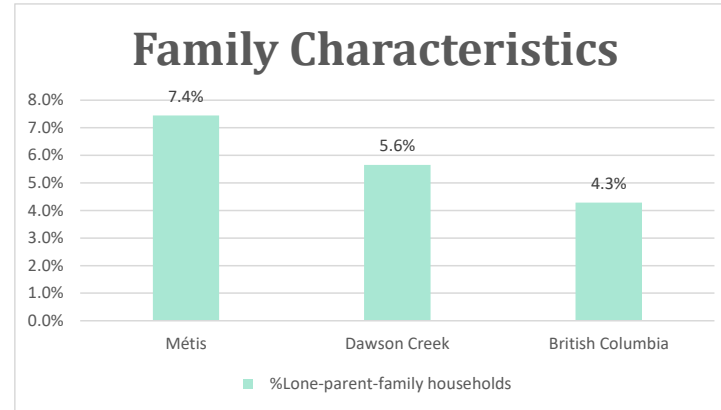
Geo_Code: 5955014

(Source: National Household survey 2011)

The total population reported with Métis single identity is 1,075 (Total Métis household is 585), representing 65% of Aboriginal people, accounting for 9.6% of the total population in Dawson Creek.

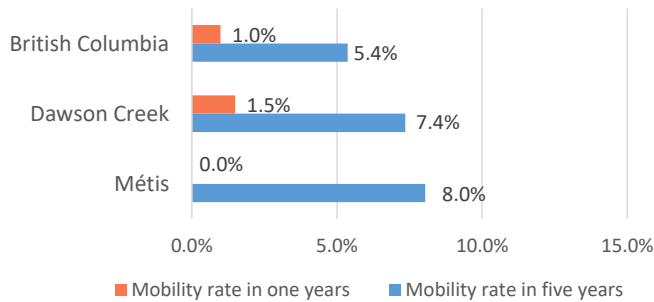


For Métis single identity population, the median age is 26.2 years old, with 74.9% of the population aged 15 and over. As for the total population, the median age is 35.3 in Dawson Creek and 41.6 years old in British Columbia, with 80.7% and 84.3% population aged 15 and over respectively.



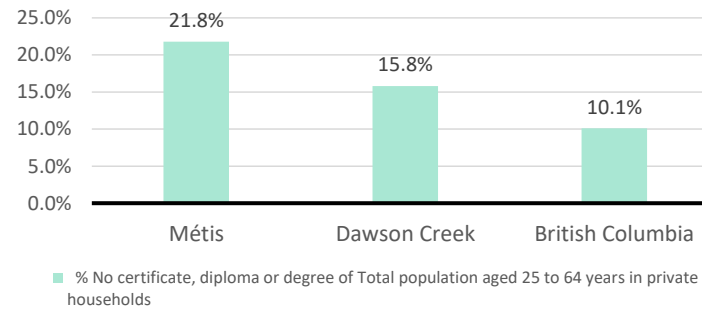
The number of Métis single lone parents household is 80, accounting for 7.4% of the total Métis single private households.

Mobility



No Métis households reported moving in for the last year. 80 Métis households moved in the past 5 years (8.0%).

Education



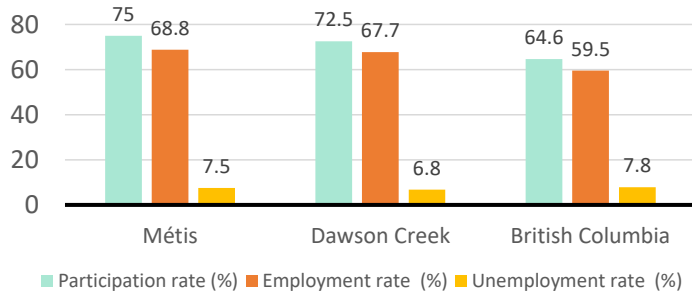
For population aged from 25 to 64 years, 21.8% Métis compared to 15.8% in Dawson Creek and 10.1% in British Columbia have no certificate, diploma or degree.

For Métis aged from 25 to 34, 16.7% Métis reported to have no certificate, diploma or degree.

Dawson Creek, BC

Labor Force & Housing Statistics

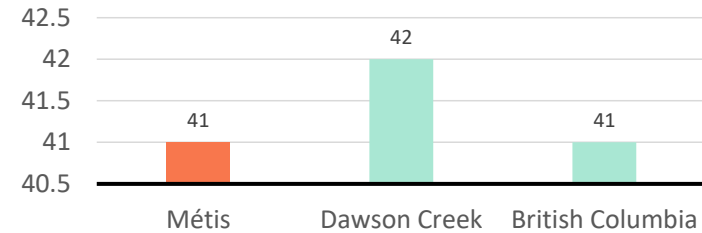
Labour Force Status



Métis participation rate is 75.0%, employment rate is 68.8%, and unemployment rate is 7.5%.

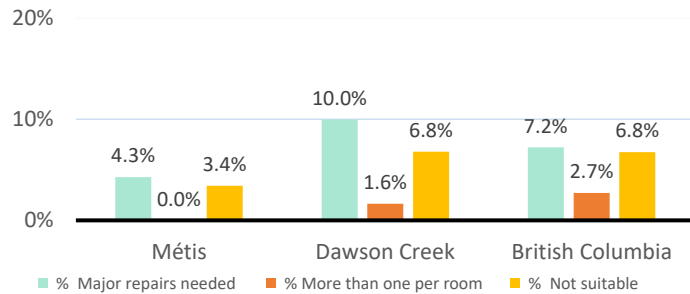
While the participation rate is higher compared with total population in Dawson Creek and British Columbia (72.5% and 64.6%), unemployment rate is higher than Dawson Creek and lower than British Columbia.

Average Weeks Worked in 2010



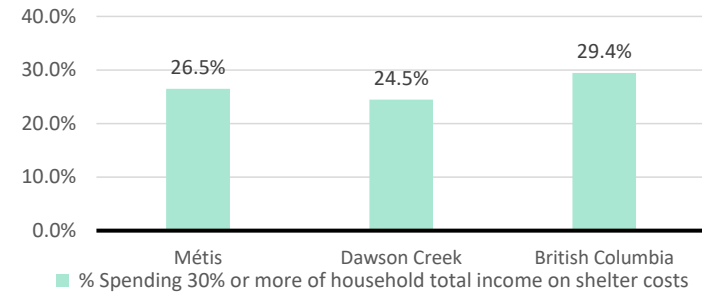
The average weeks worked in 2010 is 41.0 weeks.

Household Characteristics



There are 585 private dwellings occupied by a Métis single household, out of which 4.3% need major repairs, no Métis household reported have more than one person per room, and 3.4% Métis household reported to be not suitable.

Shelter Costs



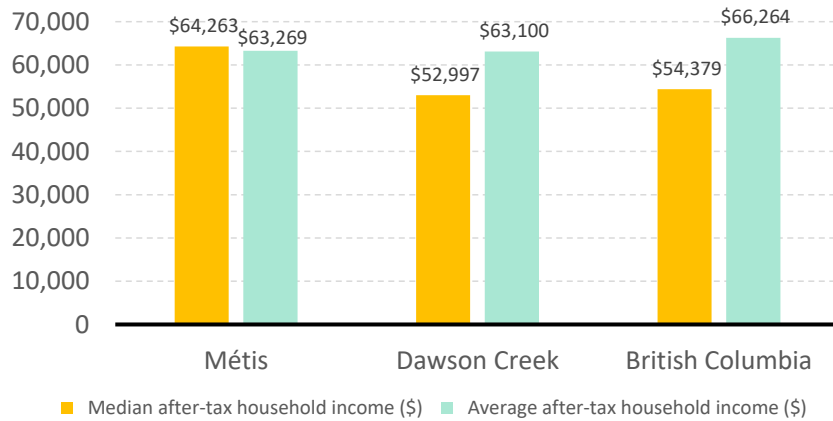
The number of Métis households spending 30% or more of household total income on shelter costs is 155, which is 26.5%

of the total private dwellings occupied by a Métis household, compared to 24.5% of the total population in Dawson Creek and 29.4% of the total population in British Columbia.

Dawson Creek, BC

Income

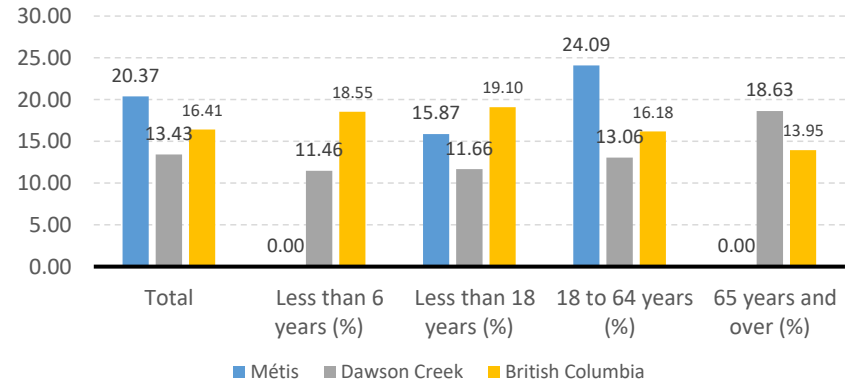
After-Tax Income of Households in 2010



For Métis singles, median after-tax household income is \$64,263, and average after-tax household income is

\$63,269. Métis has higher median and average after-tax income than Dawson Creek, and higher median and lower average after-tax income than British Columbia.

Prevalence of Low Income in 2010 Based On After-Tax Low-Income Measure (%)



The prevalence of low income based on after-tax low-income measure is 20.37%.

The percentage of low income is 15.87% for people less than 18 years old, 0.00% for people less than 6 years old, 24.09% for people from 18 to 64 years old, and 0.00% for people over 65 years old.