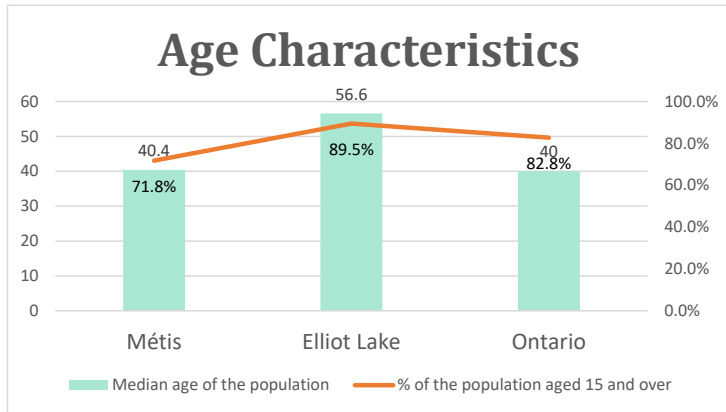


Elliot Lake, ON

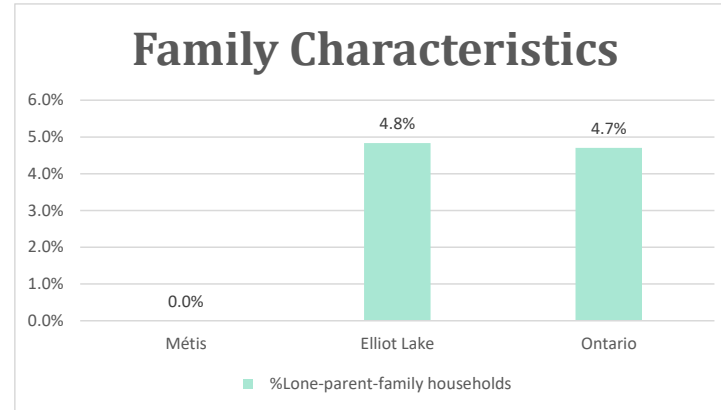
Geo_Code: 3557041

(Source: National Household survey 2011)

The total population reported with Métis single identity is 425 (Total Métis household is 250), representing 58% of Aboriginal people, accounting for 3.8% of the total population in Elliot Lake.

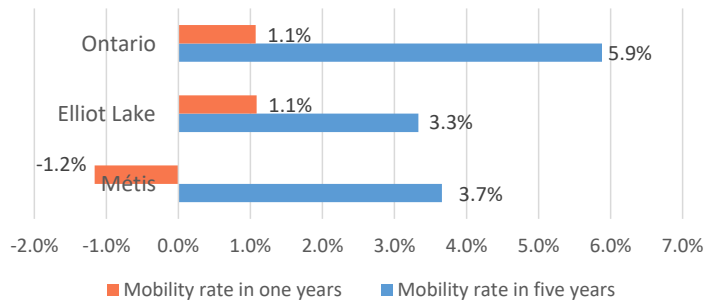


For Métis single identity population, the median age is 40.4 years old, with 71.8% of the population aged 15 and over. As for the total population, the median age is 56.6 in Elliot Lake and 40.0 years old in Ontario, with 89.5% and 82.8% population aged 15 and over respectively.



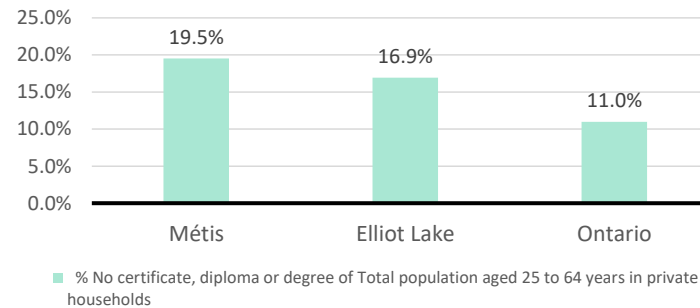
No Métis single lone parents household reported to the survey.

Mobility



5 Métis households moved out last year (-1.2%), 15 Métis households moved in the past 5 years (3.7%).

Education



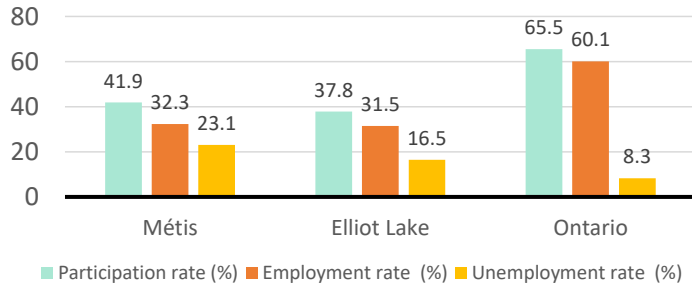
For population aged from 25 to 64 years, 19.5% Métis compared to 16.9% in Elliot Lake and 11.0% in Ontario have no certificate, diploma or degree.

For Métis aged from 25 to 34, no Métis reported have no certificate, diploma or degree.

Elliot Lake, ON

Labor Force & Housing Statistics

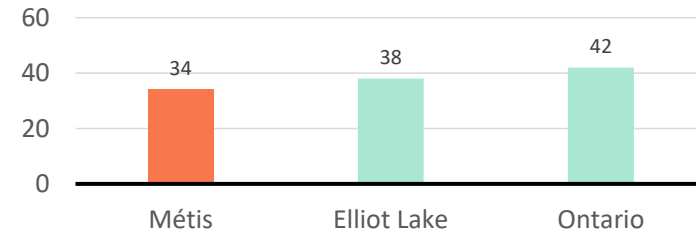
Labour Force Status



Métis participation rate is 41.9%, employment rate is 32.3%, and unemployment rate is 23.1%.

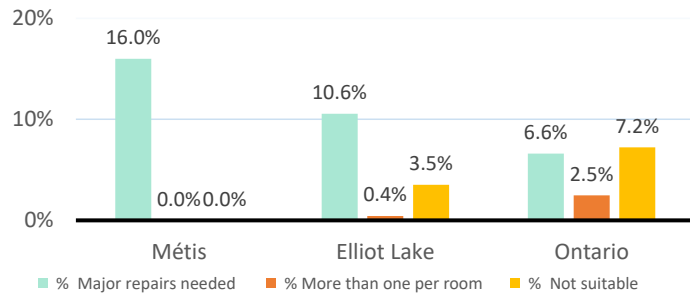
While the participation rate is higher compared with total population in Elliot Lake and lower than Ontario (37.8% and 65.5%), unemployment rate is higher.

Average Weeks Worked in 2010



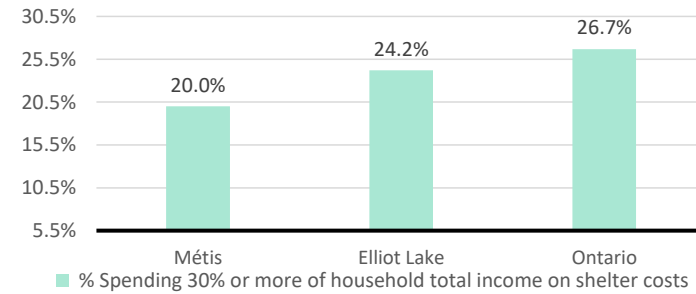
The average weeks worked in 2010 is 34.0 weeks.

Household Characteristics



There are 250 private dwellings occupied by a Métis single household, out of which 16.0% need major repairs, no Métis household reported have more than one person per room, and no Métis household reported to be not suitable.

Shelter Costs



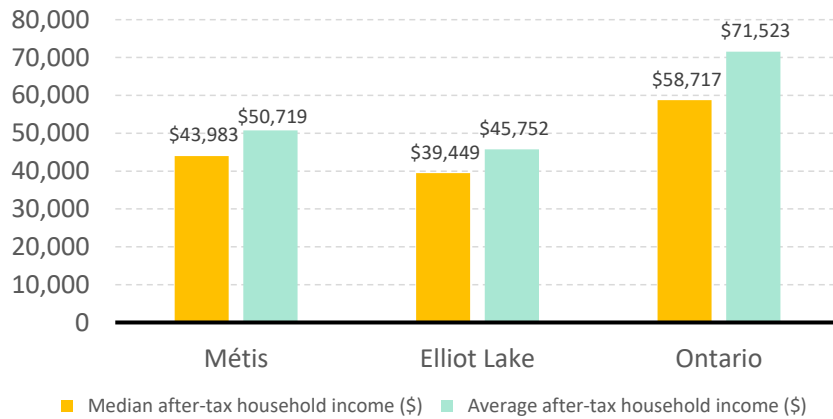
The number of Métis households spending 30% or more of household total income on shelter costs is 50,

of the total private dwellings occupied by an Métis household, compared to 24.2% of the total population in Elliot Lake and 26.7% of the total population in Ontario.

Elliot Lake, ON

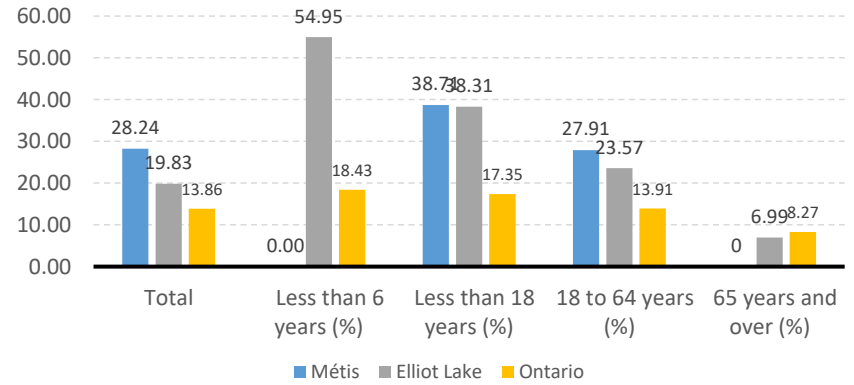
Income

After-Tax Income of Households in 2010



For Métis singles, median after-tax household income is \$43,983, and average after-tax household income is \$50,719. Métis has higher median and average after-tax income than Elliot Lake, and lower median and average after-tax income than Ontario.

Prevalence of Low Income in 2010 Based On After-Tax Low-Income Measure (%)



The prevalence of low income based on after-tax low-income measure is 28.24%.

The percentage of low income is 38.71% for people less than 18 years old, 0.00% for people less than 6 years old, 27.91% for people from 18 to 64 years old, and 0.00% for people over 65 years old.