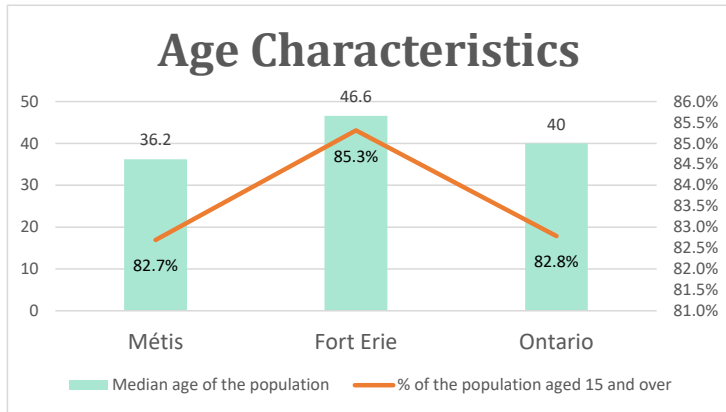


Fort Erie, ON

Geo_Code: 3526003

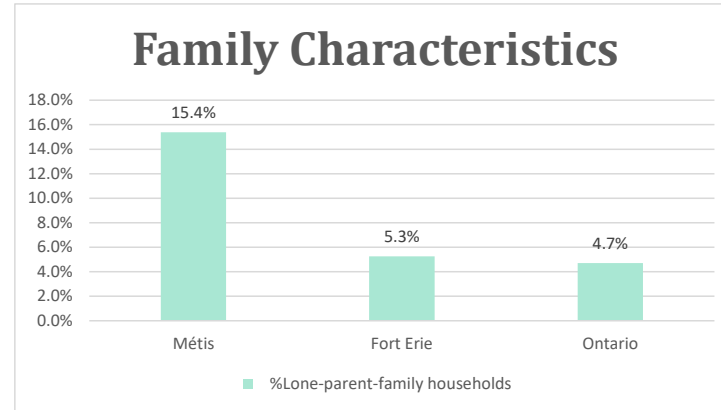
(Source: National Household survey 2011)

The total population reported with Métis single identity is 260 (Total Métis household is 160), representing 30% of Aboriginal people, accounting for 0.9% of the total population in Fort Erie.



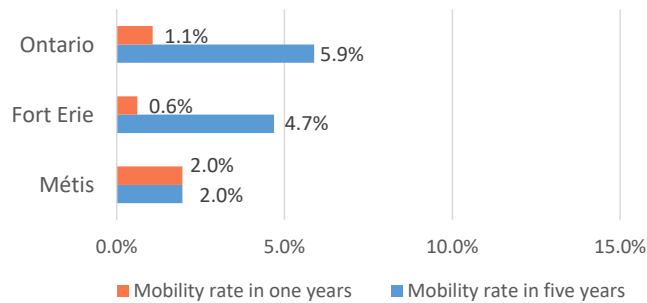
For Métis single identity population, the median age is 36.2 years old, with 82.7% of the population aged 15 and over. As for the total population, the median age is 46.6 in Fort Erie and

40.0 years old in Ontario, with 85.3% and 82.8% population aged 15 and over respectively.



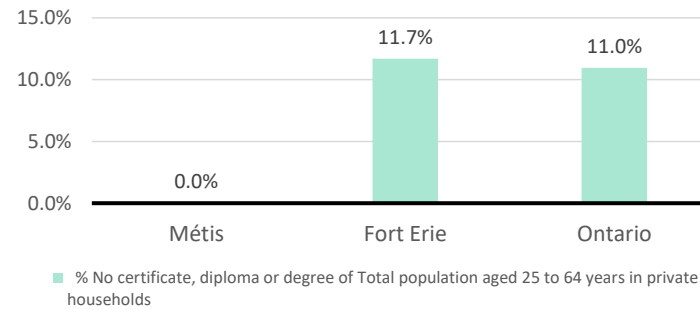
The number of Métis single lone parents household is 40, accounting for 15.4% of the total Métis single private households.

Mobility



5 Métis households moved in last year (2.0%), 5 Métis households moved in the past 5 years (2.0%).

Education



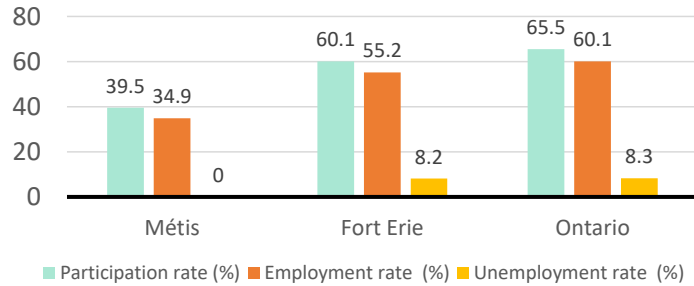
For population aged from 25 to 64 years, no Métis reported have no certificate, diploma or degree.

For Métis aged from 25 to 34, no Métis reported have no certificate, diploma or degree.

Fort Erie, ON

Labor Force & Housing Statistics

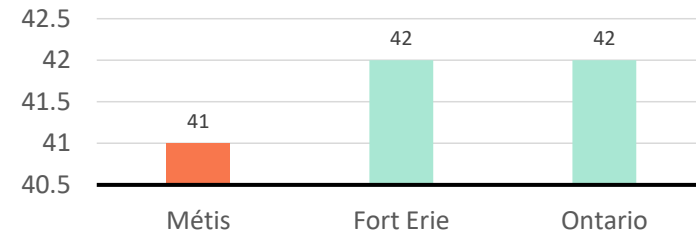
Labour Force Status



Métis participation rate is 39.5%, employment rate is 34.9%, and unemployment rate is 0.0%.

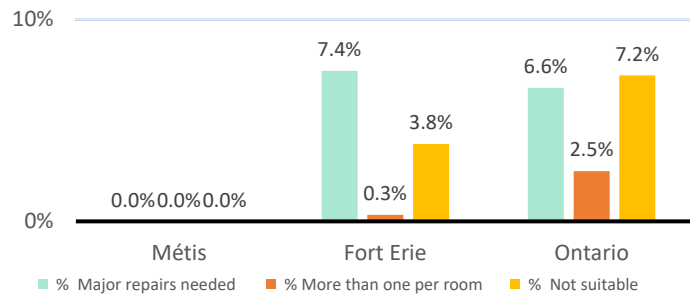
While the participation rate is lower compared with total population in Fort Erie and Ontario (60.1% and 65.5%), no Métis reported unemployment.

Average Weeks Worked in 2010



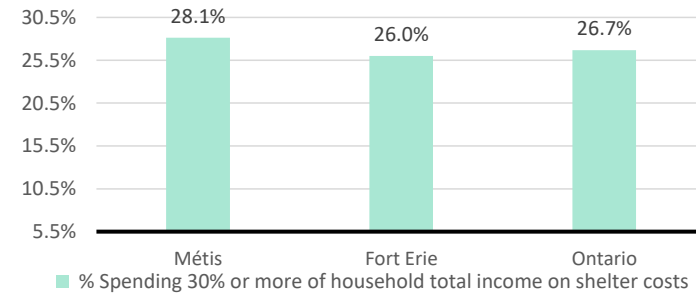
The average weeks worked in 2010 is 41.0 weeks.

Household Characteristics



There are 160 private dwellings occupied by a Métis single household, out of which no Métis single household reported need major repairs, have more than one person per room, or not suitable.

Shelter Costs



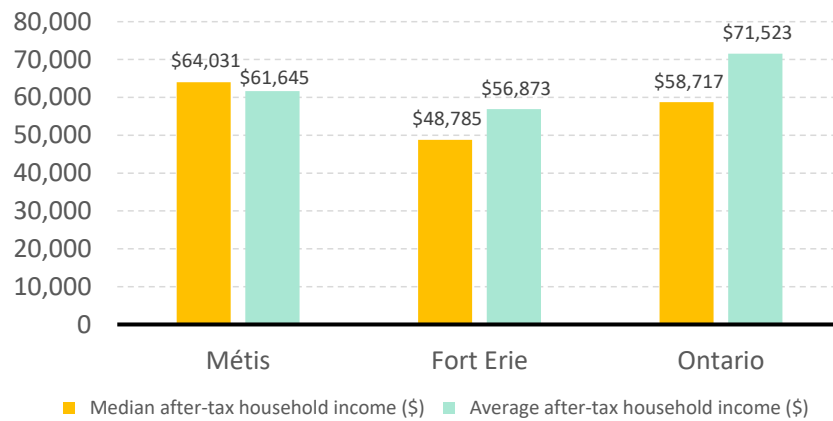
The number of Métis households spending 30% or more of household total income on shelter costs is 45, which is 28.1%

of the total private dwellings occupied by an Métis household, compared to 26.0% of the total population in Fort Erie and 26.7% of the total population in Ontario.

Fort Erie, ON

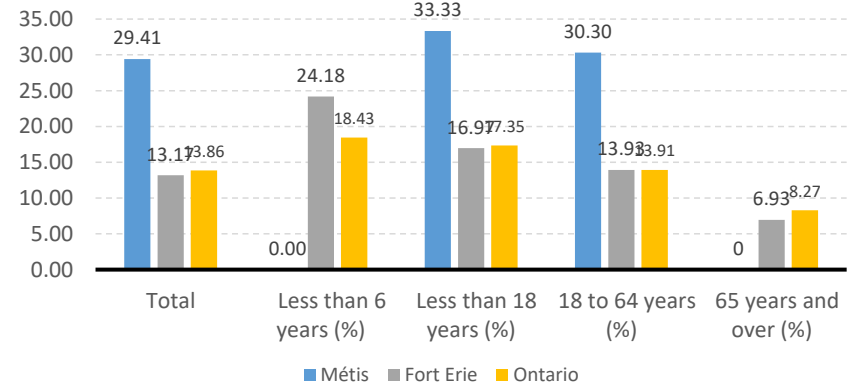
Income

After-Tax Income of Households in 2010



For Métis singles, median after-tax household income is \$64,031, and average after-tax household income is \$61,645. Métis has higher median and average after-tax income than Fort Erie, and higher median and lower average after-tax income than Ontario.

Prevalence of Low Income in 2010 Based On After-Tax Low-Income Measure (%)



The prevalence of low income based on after-tax low-income measure is 29.41%.

The percentage of low income is 33.33% for people less than 18 years old, 0.00% for people less than 6 years old, 30.30% for people from 18 to 64 years old, and 0.00% for people over 65 years old.