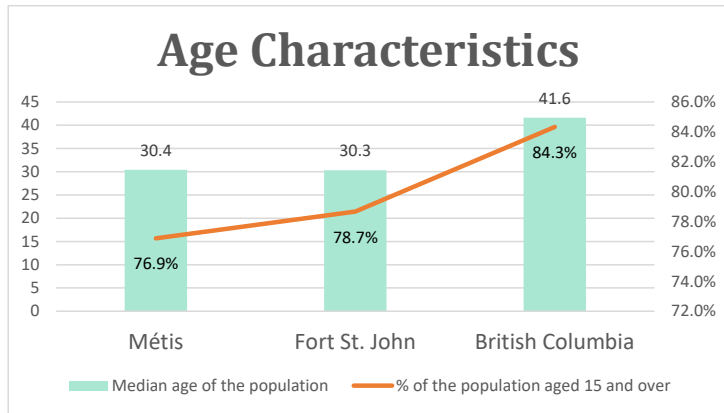


Fort St. John, BC

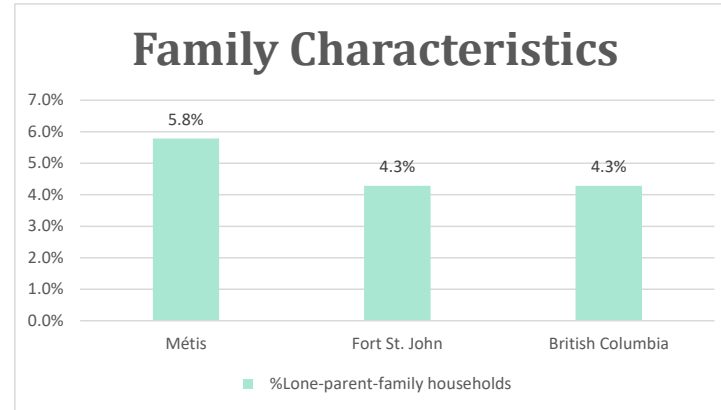
Geo_Code: 5955034

(Source: National Household survey 2011)

The total population reported with Métis single identity is 865 (Total Métis household is 520), representing 41% of Aboriginal people, accounting for 4.7% of the total population in Fort St. John.

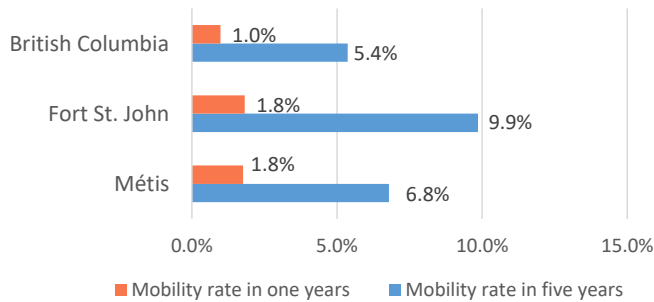


For Métis single identity population, the median age is 30.4 years old, with 76.9% of the population aged 15 and over. As for the total population, the median age is 30.3 in Fort St. John and 41.6 years old in British Columbia, with 78.7% and 84.3% population aged 15 and over respectively.



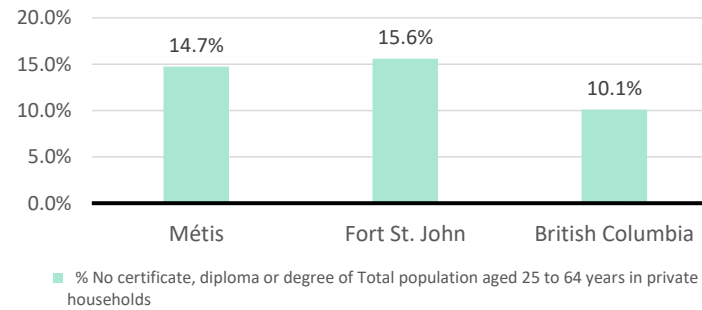
The number of Métis single lone parents household is 50, accounting for 5.8% of the total Métis single private households.

Mobility



15 Métis households moved in last year (1.8%), 55 Métis households moved in the past 5 years (6.8%).

Education



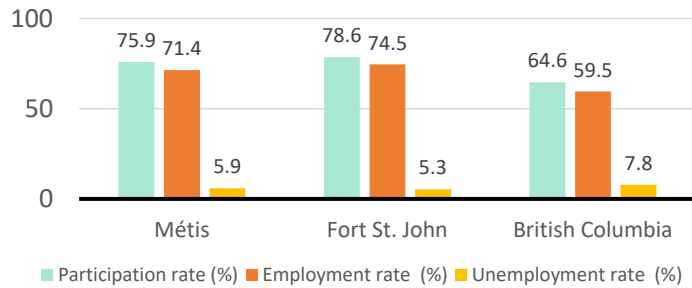
For population aged from 25 to 64 years, 14.7% Métis compared to 15.6% in Fort St. John and 10.1% in British Columbia have no certificate, diploma or degree.

For Métis aged from 25 to 34, 14.7% Métis reported to have no certificate, diploma or degree.

Fort St. John, BC

Labor Force & Housing Statistics

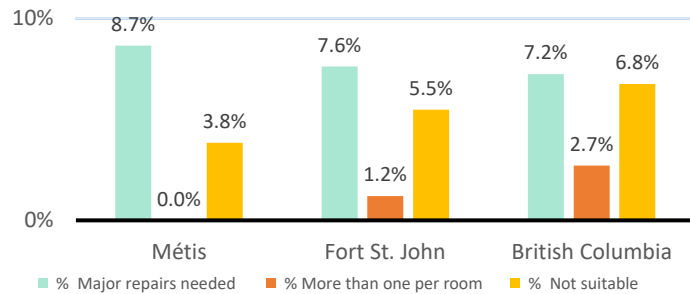
Labour Force Status



Métis participation rate is 75.9%, employment rate is 71.4%, and unemployment rate is 5.9%.

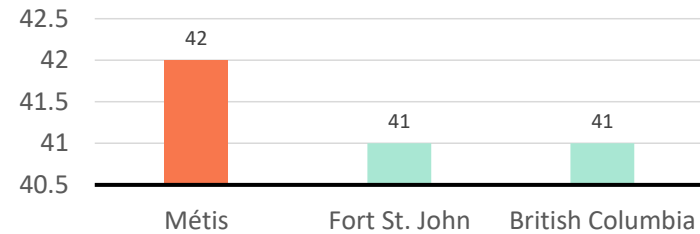
While the participation rate is lower compared with total population in Fort St. John and higher than British Columbia (78.6% and 64.6%), unemployment rate is higher than Fort St. John and lower than British Columbia.

Household Characteristics



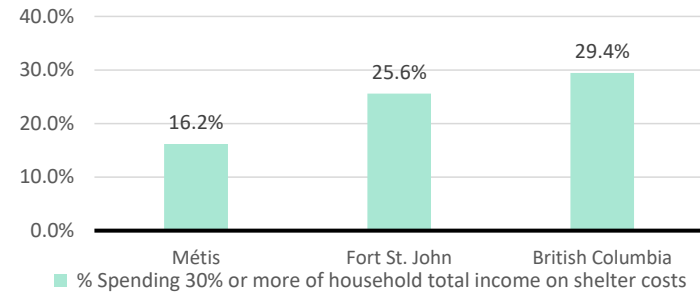
There are 520 private dwellings occupied by a Métis single household, out of which 8.7% need major repairs, no Métis household reported have more than one person per room, and 3.8% Métis household reported to be not suitable.

Average Weeks Worked in 2010



The average weeks worked in 2010 is 42.0 weeks.

Shelter Costs



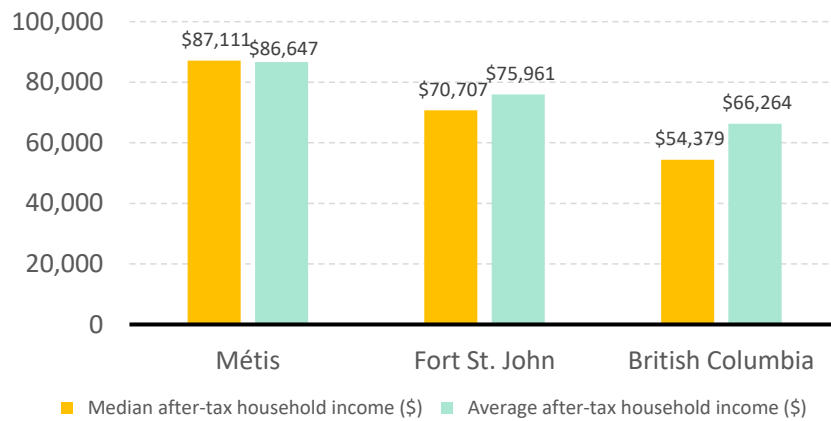
The number of Métis households spending 30% or more of household total income on shelter costs is 85, which is 16.2%

of the total private dwellings occupied by a Métis household, compared to 25.6% of the total population in Fort St. John and 29.4% of the total population in British Columbia.

Fort St. John, BC

Income

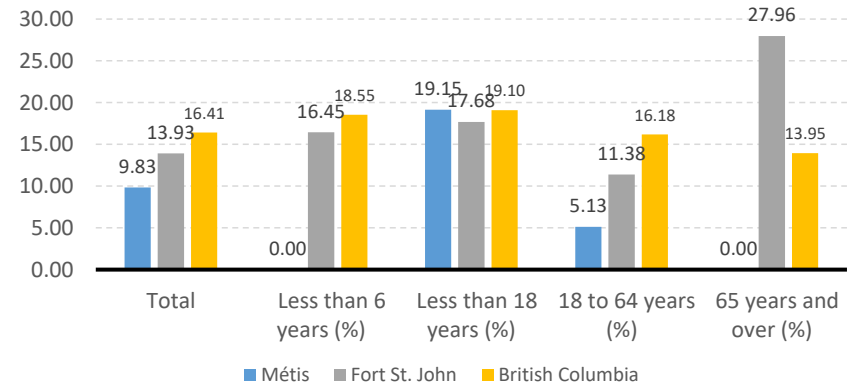
After-Tax Income of Households in 2010



For Métis singles, median after-tax household income is \$87,111, and average after-tax household income is

\$86,647. Métis has higher median and average after-tax income than Fort St. John and British Columbia.

Prevalence of Low Income in 2010 Based On After-Tax Low-Income Measure (%)



The prevalence of low income based on after-tax low-income measure is 9.83%.

The percentage of low income is 19.15% for people less than 18 years old, 0.00% for people less than 6 years old, 5.13% for people from 18 to 64 years old, and 0.00% for people over 65 years old.