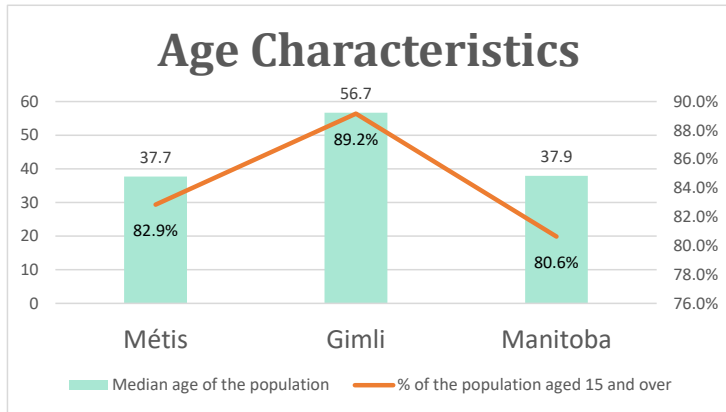


# Gimli, MB

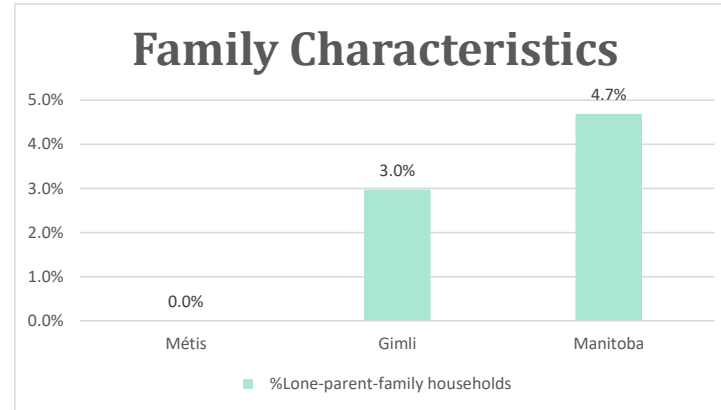
Geo\_Code: 4618031

(Source: National Household survey 2011)

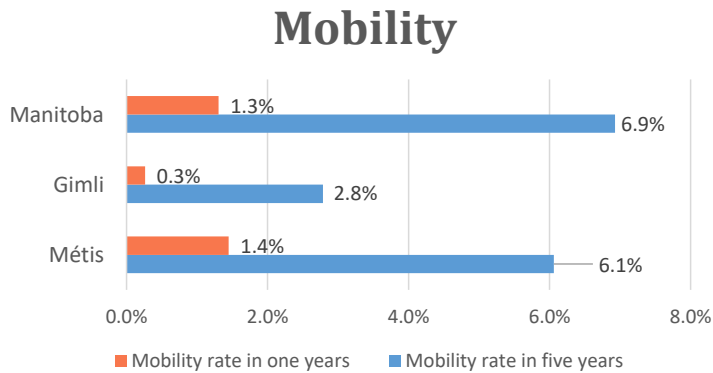
The total population reported with Métis single identity is 350 (Total Métis household is 240), representing 59% of Aboriginal people, accounting for 6.1% of the total population in Gimli.



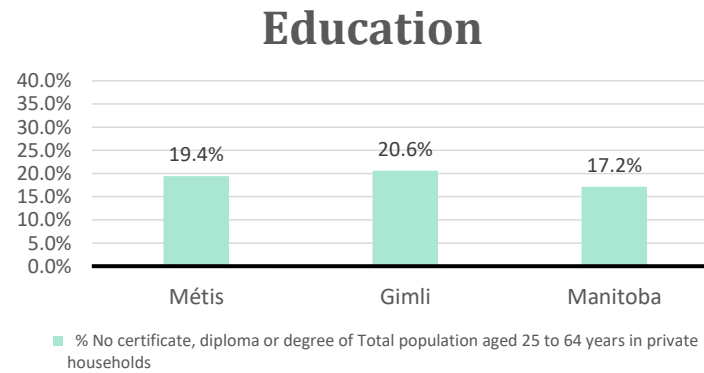
For Métis single identity population, the median age is 37.7 years old, with 82.9% of the population aged 15 and over. As for the total population, the median age is 56.7 in Gimli and 37.9 years old in Manitoba, with 89.2% and 80.6% population aged 15 and over respectively.



No Métis single lone parents household reported to the survey.



5 Métis households moved in last year (1.4%), 20 Métis households moved in the past 5 years (6.1%).



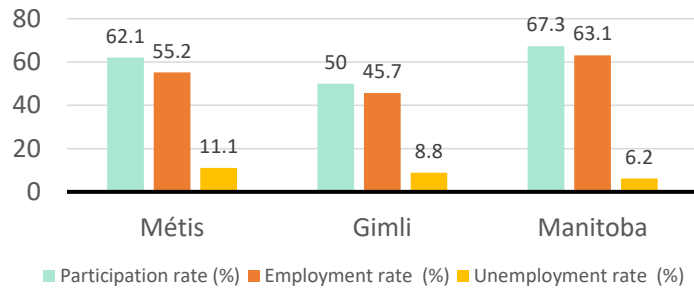
For population aged from 25 to 64 years, 19.4% Métis compared to 20.6% in Gimli and 17.2% in Manitoba have no certificate, diploma or degree.

For Métis aged from 25 to 34, 0.0% have no certificate, diploma or degree.

# Gimli, MB

## Labor Force & Housing Statistics

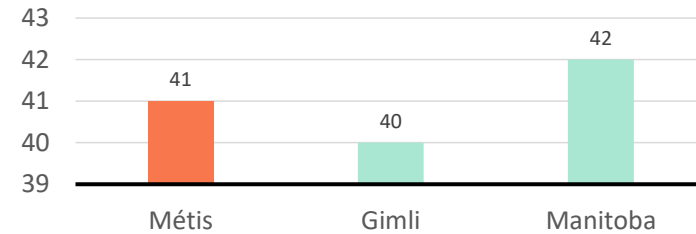
### Labour Force Status



Métis participation rate is 62.1%, employment rate is 55.2%, and unemployment rate is 11.1%.

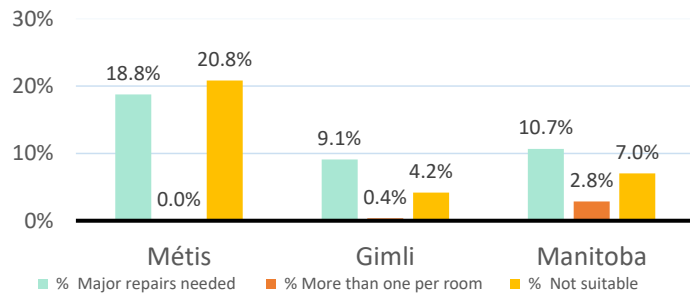
While the participation rate is higher compared with total population in Gimli and Manitoba (50.0% and 67.3%), unemployment rate is also higher.

### Average Weeks Worked in 2010



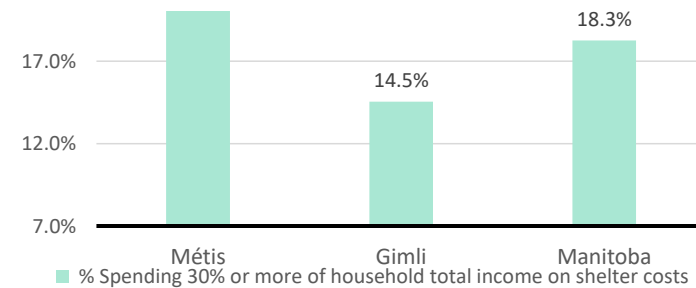
The average weeks worked in 2010 is 41.0 weeks.

### Household Characteristics



There are 240 private dwellings occupied by a Métis single household, out of which 18.8% need major repairs, no Métis household reported have more than one person per room, and 20.8% Métis household reported to be not suitable.

### Shelter Costs



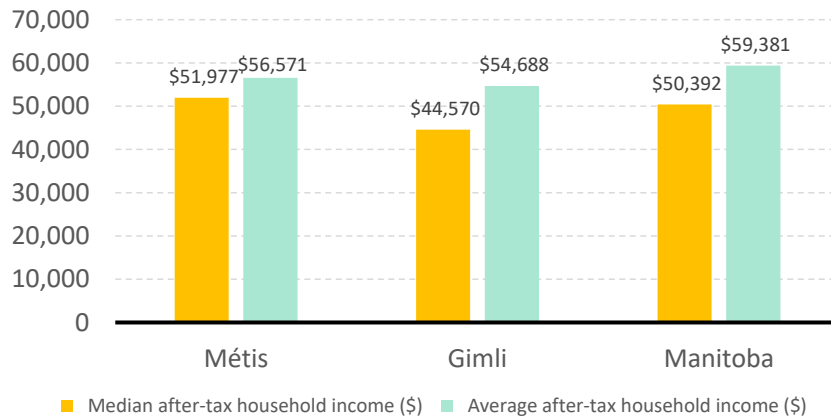
The number of Métis households spending 30% or more of household total income on shelter costs is 50, which is 20.8%

of the total private dwellings occupied by an Métis household, compared to 14.5% of the total population in Gimli and 18.3% of the total population in Manitoba.

# Gimli, MB

## Income

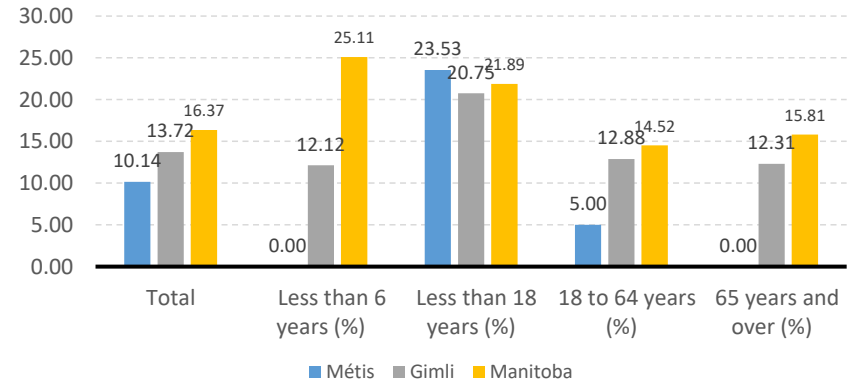
After-Tax Income of Households in 2010



For Métis singles, median after-tax household income is \$51,977, and average after-tax household income is

\$56,571. Métis has higher median and lower average after-tax income than Gimli, and higher median and lower average after-tax income than Manitoba.

Prevalence of Low Income in 2010 Based On After-Tax Low-Income Measure (%)



The prevalence of low income based on after-tax low-income measure is 10.14%.

The percentage of low income is 23.53% for people less than 18 years old, 0.00% for people less than 6 years old, 5.00% for people from 18 to 64 years old, and 0.00% for people over 65 years old.