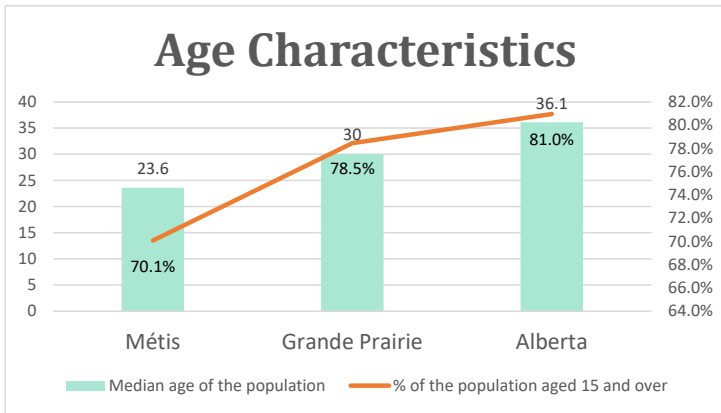


Grande Prairie, AB

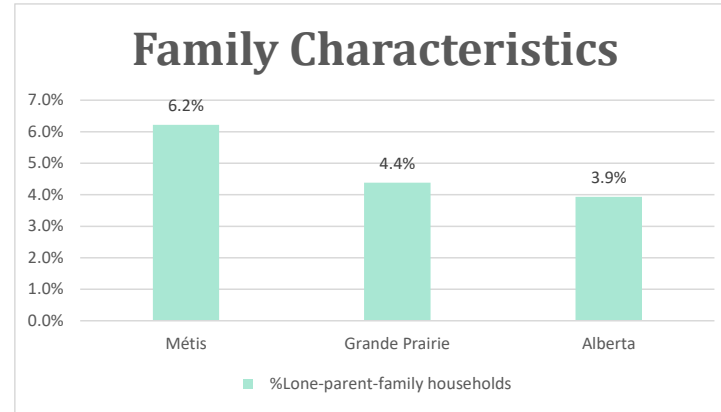
Geo_Code: 4819012

(Source: National Household survey 2011)

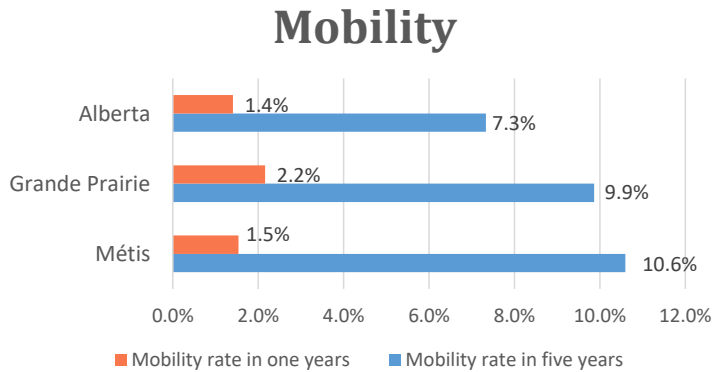
The total population reported with Métis single identity is 2,975 (Total Métis household is 1,735), representing 56% of Aboriginal people, accounting for 5.5% of the total population in Grande Prairie.



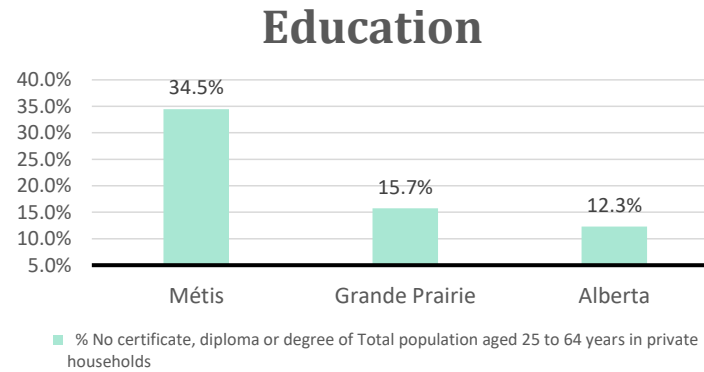
For Métis single identity population, the median age is 23.6 years old, with 70.1% of the population aged 15 and over. As for the total population, the median age is 30.0 in Grande Prairie and 36.1 years old in Alberta, with 78.5% and 81.0% population aged 15 and over respectively.



The number of Métis single lone parents household is 185, accounting for 6.2% of the total Métis single private households.



45 Métis households moved in last year (1.5%), 285 Métis households moved in the past 5 years (10.6%).



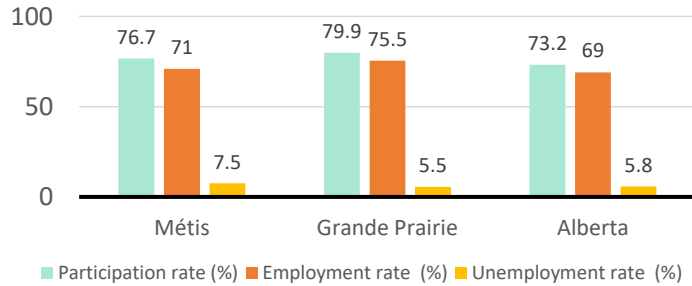
For population aged from 25 to 64 years, 34.5% Métis compared to 15.7% in Grande Prairie and 12.3% in Alberta have no certificate, diploma or degree.

For Métis aged from 25 to 34, 38.6% Métis reported to have no certificate, diploma or degree.

Grande Prairie, AB

Labor Force & Housing Statistics

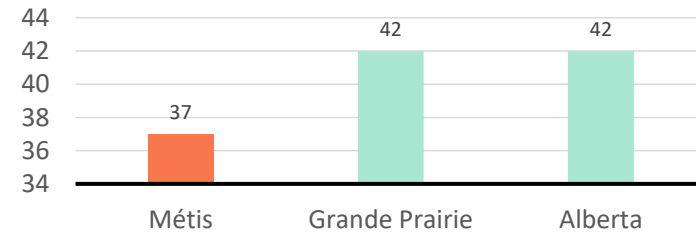
Labour Force Status



Métis participation rate is 76.7%, employment rate is 71.0%, and unemployment rate is 7.5%.

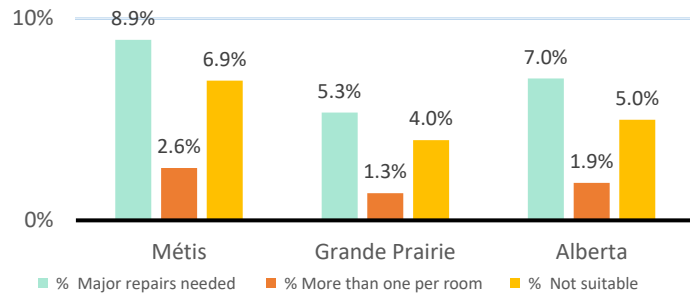
While the participation rate is lower compared with total population in Grande Prairie and higher than Alberta (79.9% and 73.2%), unemployment rate is higher.

Average Weeks Worked in 2010



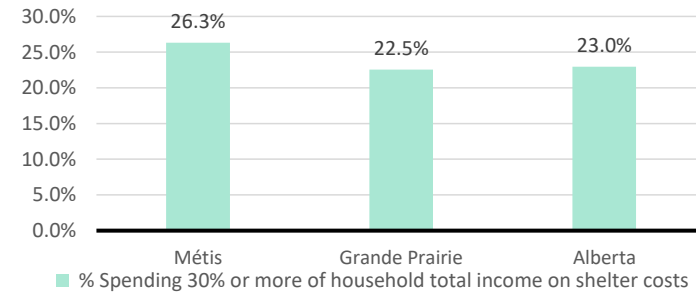
The average weeks worked in 2010 is 37.0 weeks.

Household Characteristics



There are 1735 private dwellings occupied by a Métis single household, out of which 8.9% need major repairs, 2.6% have more than one person per room, and 6.9% Métis household reported to be not suitable.

Shelter Costs



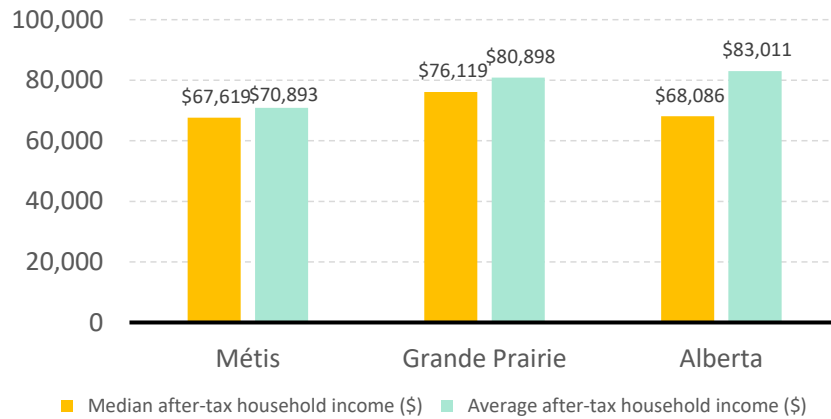
The number of Métis households spending 30% or more of household total income on shelter costs is 455, which is 26.3%

of the total private dwellings occupied by a Métis household, compared to 22.5% of the total population in Grande Prairie and 23.0% of the total population in Alberta.

Grande Prairie, AB

Income

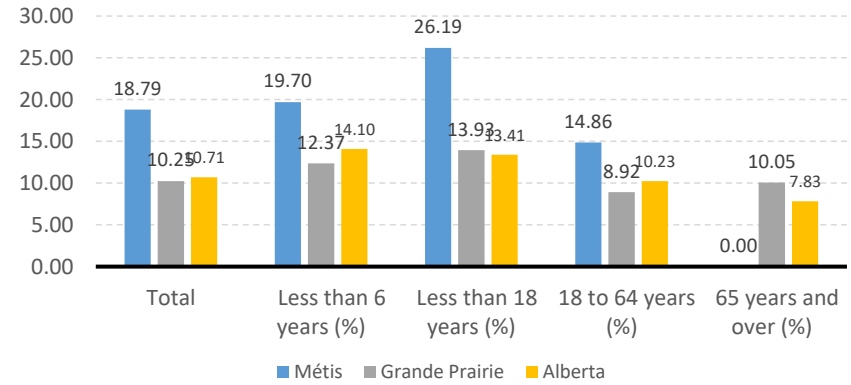
After-Tax Income of Households in 2010



For Métis singles, median after-tax household income is \$67,619, and average after-tax household income is

\$70,893. Métis has lower median and average after-tax income than Grande Prairie and Alberta.

Prevalence of Low Income in 2010 Based On After-Tax Low-Income Measure (%)



The prevalence of low income based on after-tax low-income measure is 18.79%.

The percentage of low income is 26.19% for people less than 18 years old, 19.70% for people less than 6 years old, 14.86% for people from 18 to 64 years old, and 0.00% for people over 65 years old.