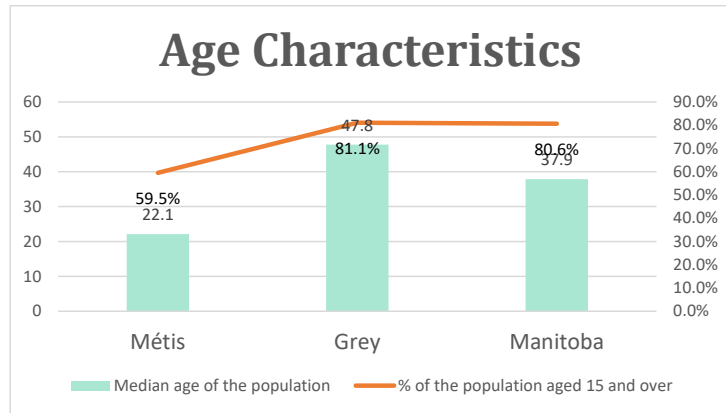


Grey, MB

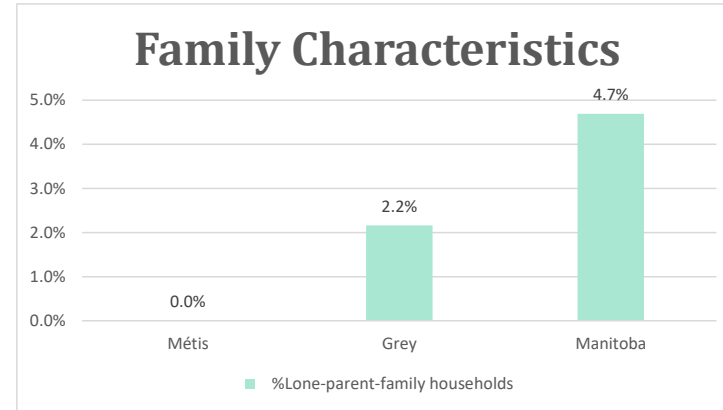
Geo_Code: 4609017

(Source: National Household survey 2011)

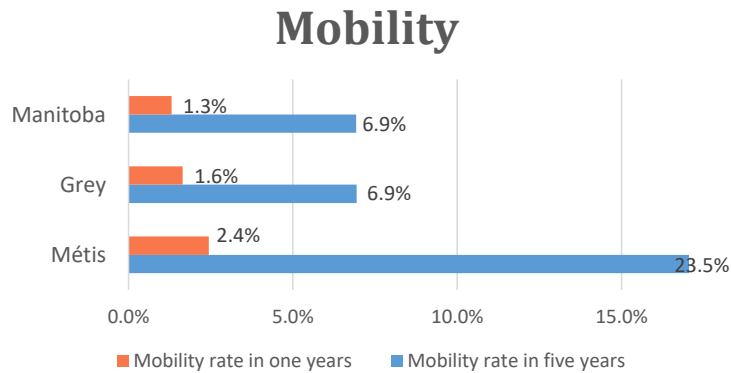
The total population reported with Métis single identity is 210 (Total Métis household is 85), representing 91% of Aboriginal people, accounting for 11.4% of the total population in Grey.



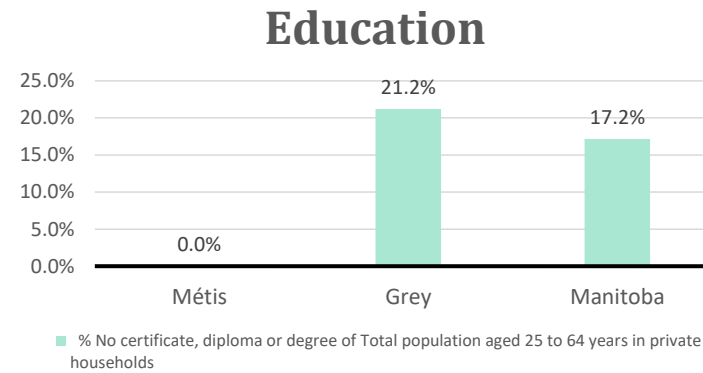
For Métis single identity population, the median age is 22.1 years old, with 59.5% of the population aged 15 and over. As for the total population, the median age is 47.8 in Grey and 37.9 years old in Manitoba, with 81.1% and 80.6% population aged 15 and over respectively.



No Métis single lone parents household reported to the survey.



5 Métis households moved in last year (2.4%), 40 Métis households moved in the past 5 years (23.5%).



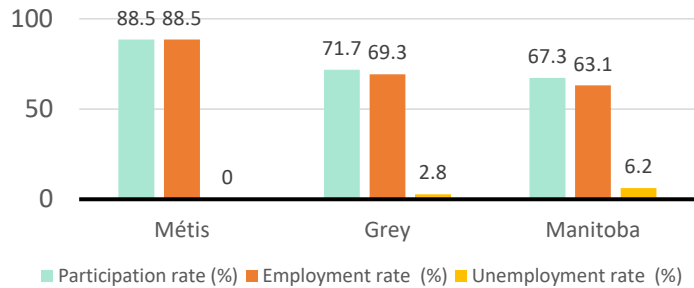
For population aged from 25 to 64 years, no Métis reported have no certificate, diploma or degree.

For Métis aged from 25 to 34, no Métis reported have no certificate, diploma or degree.

Grey, MB

Labor Force & Housing Statistics

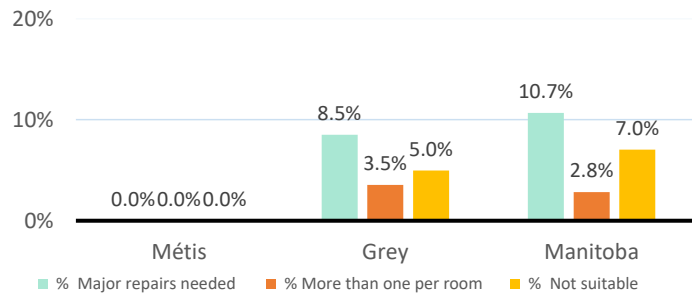
Labour Force Status



Métis participation rate is 88.5%, employment rate is 88.5%, and unemployment rate is 0.0%.

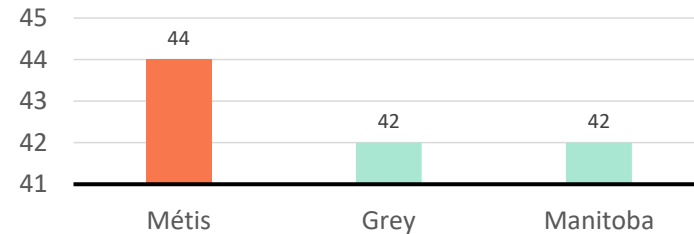
While the participation rate is higher compared with total population in Grey and Manitoba (71.7% and 67.3%), no Métis reported unemployment.

Household Characteristics



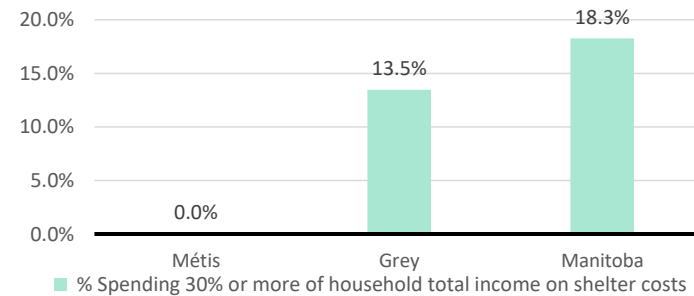
There are 85 private dwellings occupied by a Métis single household, out of which no Métis single household reported need major repairs, have more than one person per room, or not suitable.

Average Weeks Worked in 2010



The average weeks worked in 2010 is 44.0 weeks.

Shelter Costs



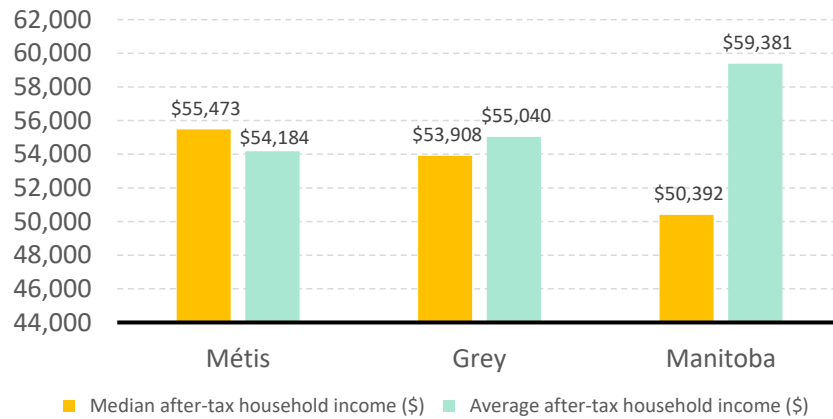
No Métis households reported spending 30% or more of household total income on shelter costs,

compared to 13.5% of the total population in Grey and 18.3% of the total population in Manitoba.

Grey, MB

Income

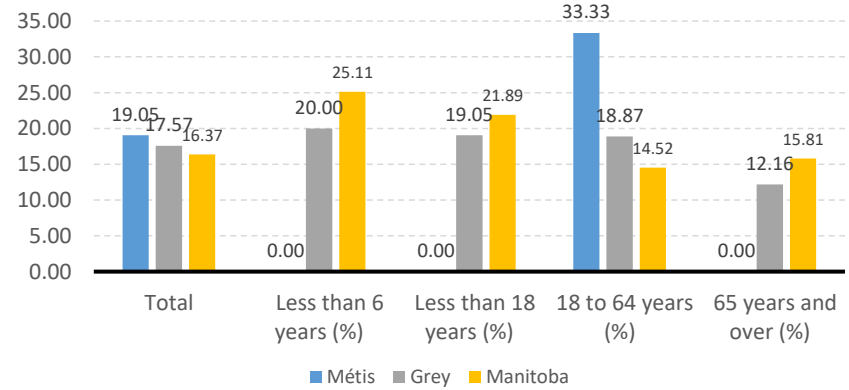
After-Tax Income of Households in 2010



For Métis singles, median after-tax household income is \$55,473, and average after-tax household income is

\$54,184. Métis has higher median and lower average after-tax income than Grey, and higher median and lower average after-tax income than Manitoba.

Prevalence of Low Income in 2010 Based On After-Tax Low-Income Measure (%)



The prevalence of low income based on after-tax low-income measure is 19.05%.

The percentage of low income is 33.33% for people from 18 to 64 years old, and no Métis household reported low income in other age groups.