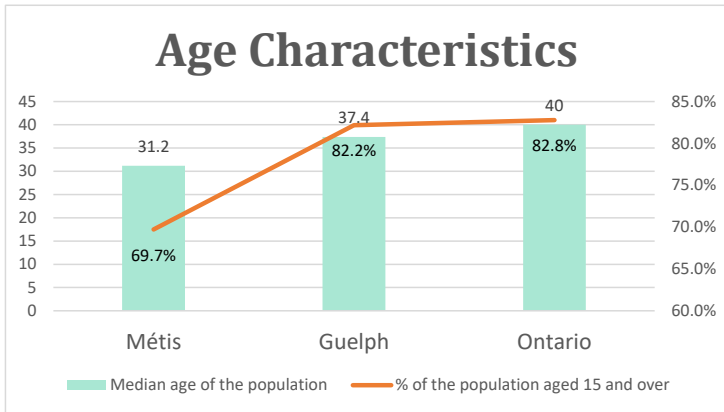


Guelph, ON

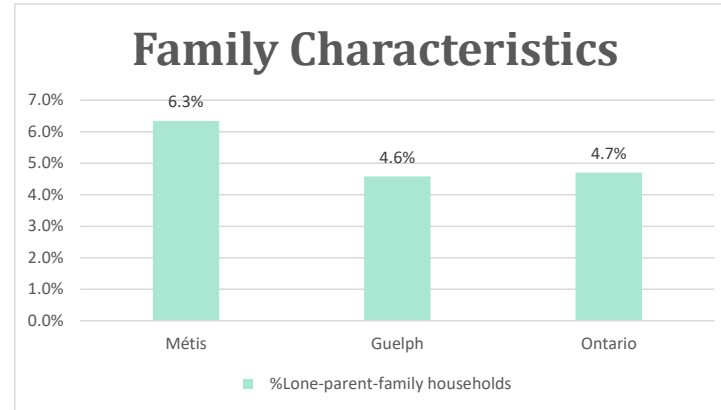
Geo_Code: 3523008

(Source: National Household survey 2011)

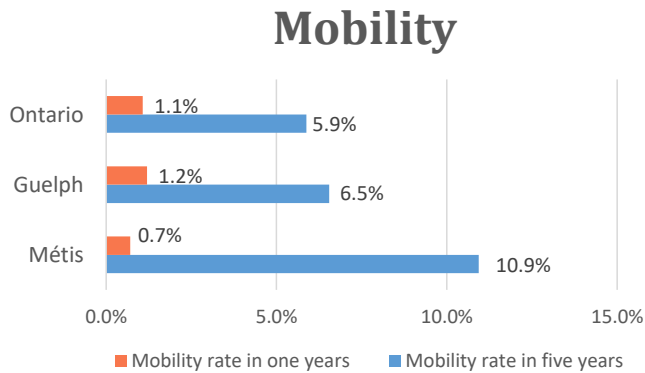
The total population reported with Métis single identity is 710 (Total Métis household is 395), representing 36% of Aboriginal people, accounting for 0.6% of the total population in Guelph.



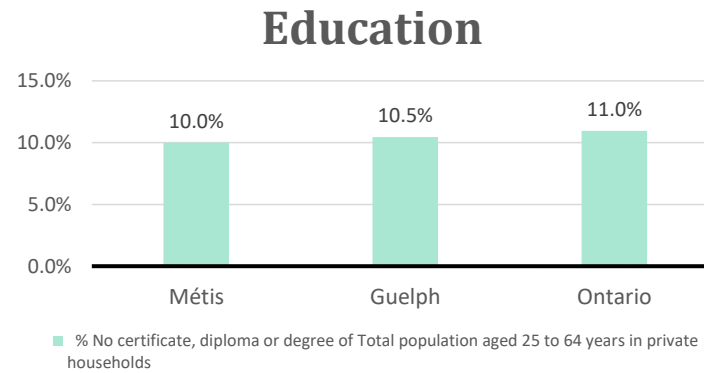
For Métis single identity population, the median age is 31.2 years old, with 69.7% of the population aged 15 and over. As for the total population, the median age is 37.4 in Guelph and 40.0 years old in Ontario, with 82.2% and 82.8% population aged 15 and over respectively.



The number of Métis single lone parents household is 45, accounting for 6.3% of the total Métis single private households.



5 Métis households moved in last year (0.7%), 70 Métis households moved in the past 5 years (10.9%).



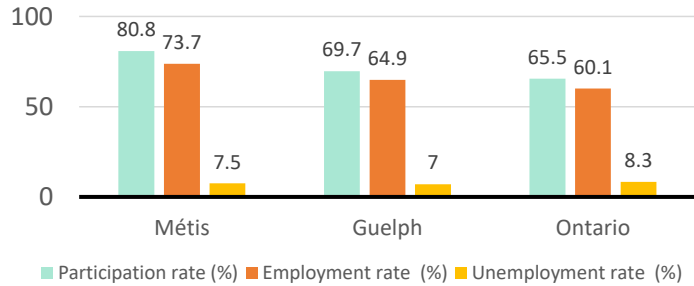
For population aged from 25 to 64 years, 10.0% Métis compared to 10.5% in Guelph and 11.0% in Ontario have no certificate, diploma or degree.

For Métis aged from 25 to 34, no Métis reported have no certificate, diploma or degree.

Guelph, ON

Labor Force & Housing Statistics

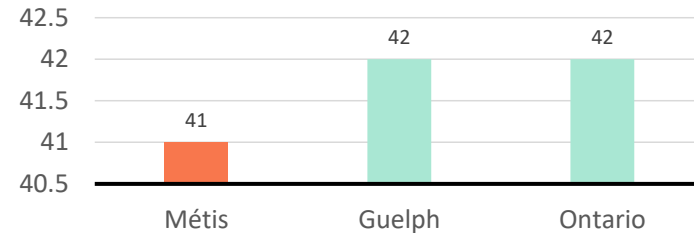
Labour Force Status



Métis participation rate is 80.8%, employment rate is 73.7%, and unemployment rate is 7.5%.

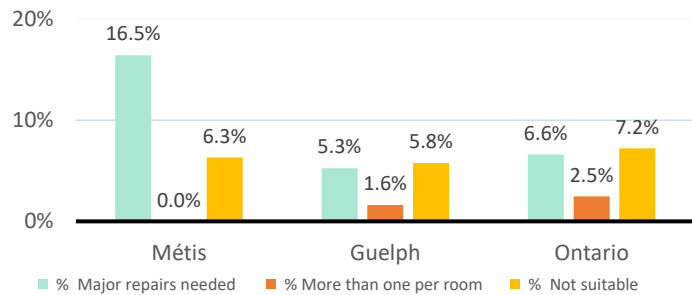
While the participation rate is higher compared with total population in Guelph and Ontario (69.7% and 65.5%), unemployment rate is higher than Guelph but lower than Ontario.

Average Weeks Worked in 2010



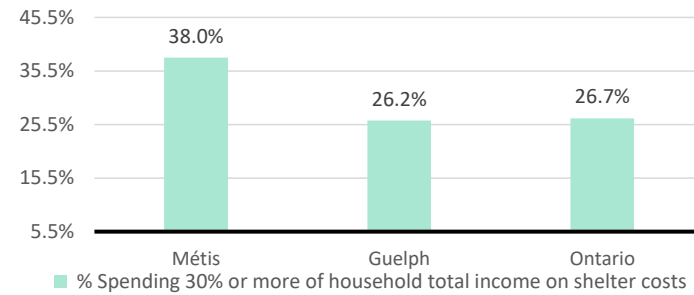
The average weeks worked in 2010 is 41.0 weeks.

Household Characteristics



There are 395 private dwellings occupied by a Métis single household, out of which 16.5% need major repairs, no Métis household reported have more than one person per room, and 6.3% Métis household reported to be not suitable.

Shelter Costs



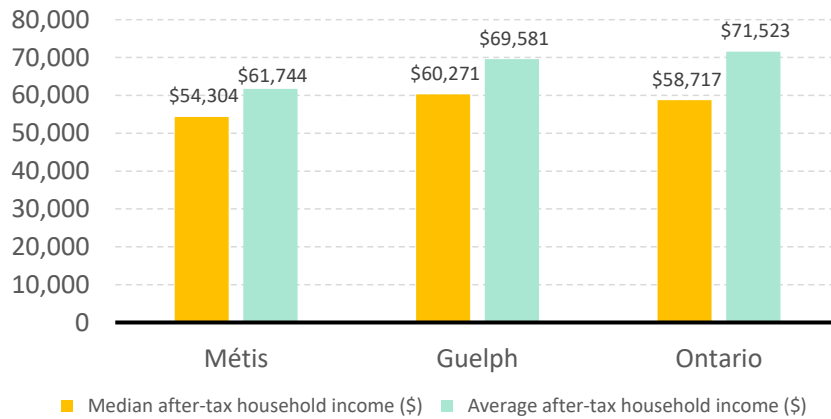
The number of Métis households spending 30% or more of household total income on shelter costs is 150, which is 38.0%

of the total private dwellings occupied by an Métis household, compared to 26.2% of the total population in Guelph and 26.7% of the total population in Ontario.

Guelph, ON

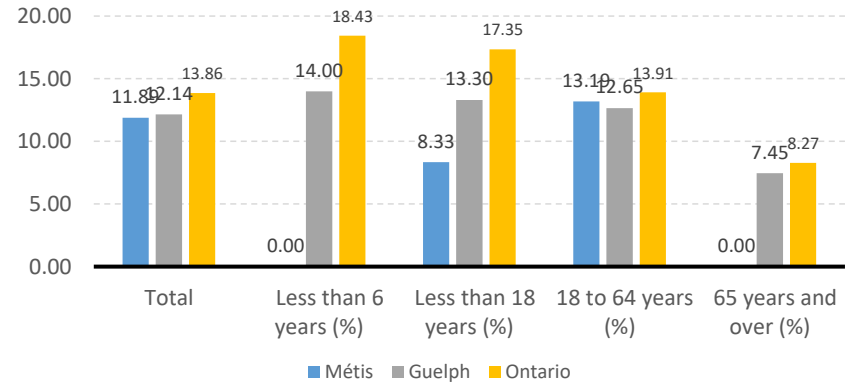
Income

After-Tax Income of Households in 2010



For Métis singles, median after-tax household income is \$54,304, and average after-tax household income is \$61,744. Métis has lower median and average after-tax income than Guelph and Ontario.

Prevalence of Low Income in 2010 Based On After-Tax Low-Income Measure (%)



The prevalence of low income based on after-tax low-income measure is 11.89%.

The percentage of low income is 8.33% for people less than 18 years old, 0.00% for people less than 6 years old, 13.19% for people from 18 to 64 years old, and 0.00% for people over 65 years old.