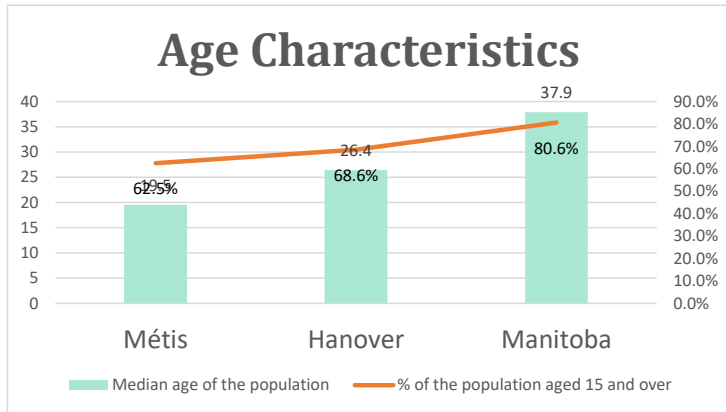


# Hanover, MB

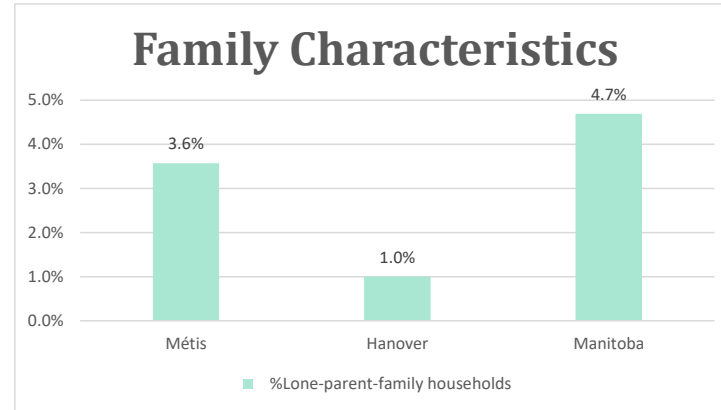
Geo Code: 4602041

(Source: National Household survey 2011)

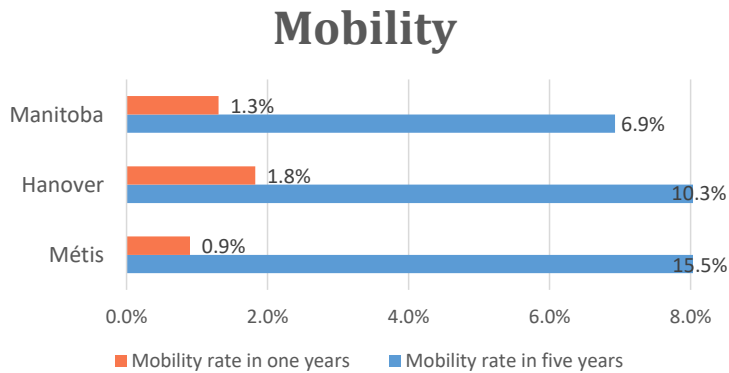
The total population reported with Métis single identity is 560 (Total Métis household is 195), representing 76% of Aboriginal people, accounting for 4.0% of the total population in Hanover.



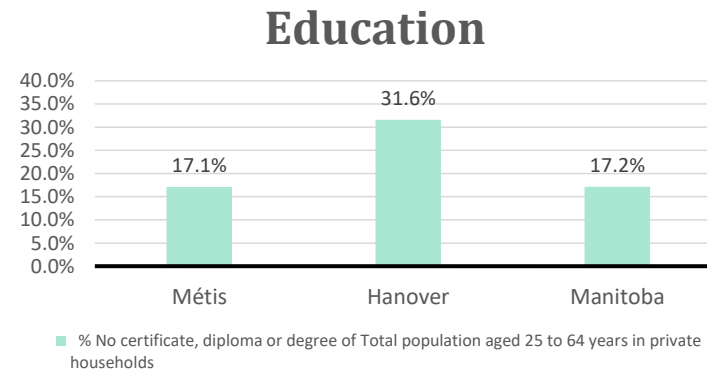
For Métis single identity population, the median age is 19.5 years old, with 62.5% of the population aged 15 and over. As for the total population, the median age is 26.4 in Hanover and 37.9 years old in Manitoba, with 68.6% and 80.6% population aged 15 and over respectively.



The number of Métis single lone parents household is 20, accounting for 3.6% of the total Métis single private households.



5 Métis households moved in last year (0.9%), 75 Métis households moved in the past 5 years (15.5%).



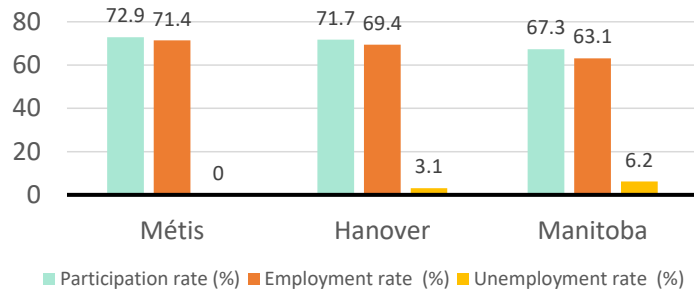
For population aged from 25 to 64 years, 17.1% Métis compared to 31.6% in Hanover and 17.2% in Manitoba have no certificate, diploma or degree.

For Métis aged from 25 to 34, no Métis reported without certificate, diploma or degree.

# Hanover, MB

## Labor Force & Housing Statistics

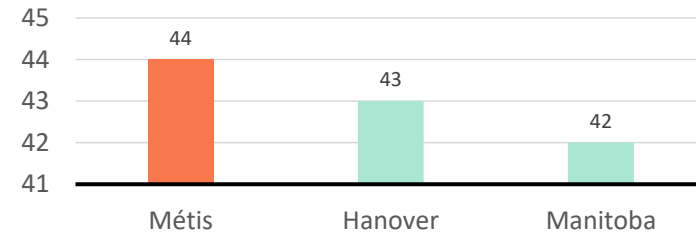
### Labour Force Status



Métis participation rate is 72.9%, employment rate is 71.4%, and unemployment rate is 0.0%.

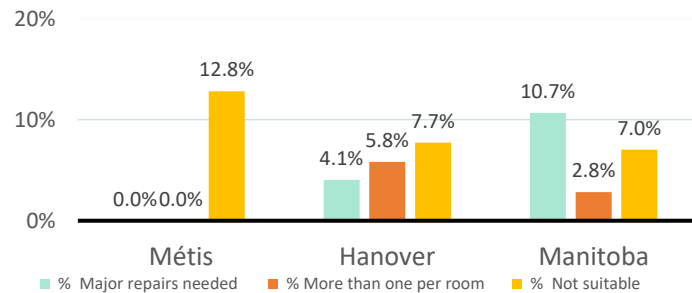
While the participation rate is higher compared with total population in Hanover and Manitoba (71.7% and 67.3%), no Métis reported unemployment.

### Average Weeks Worked in 2010



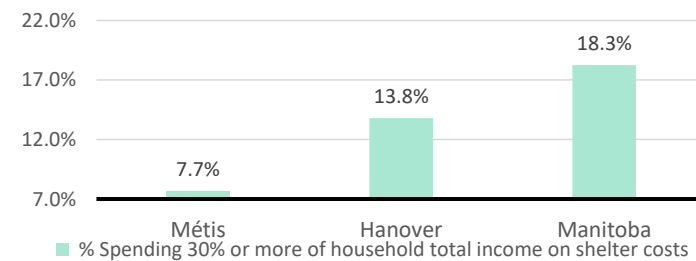
The average weeks worked in 2010 is 44.0 weeks.

### Household Characteristics



There are 195 private dwellings occupied by a Métis single household, out of which no Métis single household reported need major repairs or have more than one person per room, 12.8% Métis household reported to be not suitable.

### Shelter Costs



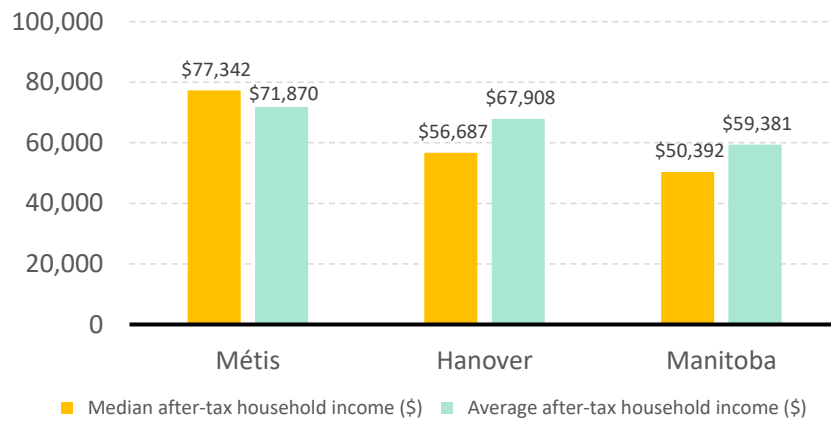
The number of Métis households spending 30% or more of household total income on shelter costs is 15, which is 7.7%

of the total private dwellings occupied by an Métis household, compared to 13.8% of the total population in Hanover and 18.3% of the total population in Manitoba.

# Hanover, MB

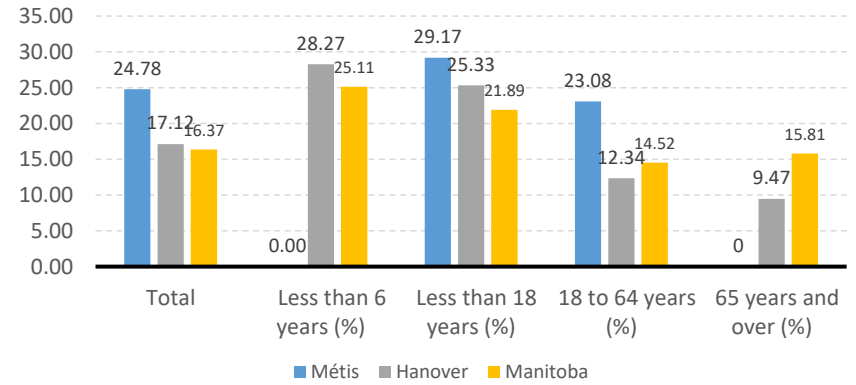
## Income

After-Tax Income of Households in 2010



For Métis singles, median after-tax household income is \$77,342, and average after-tax household income is \$71,870. Métis has higher median and average after-tax income than Hanover and Manitoba.

Prevalence of Low Income in 2010 Based On After-Tax Low-Income Measure (%)



The prevalence of low income based on after-tax low-income measure is 24.78%.

The percentage of low income is 29.17% for people less than 18 years old, 0.00% for people less than 6 years old, 23.08% for people from 18 to 64 years old, and 0.00% for people over 65 years old.