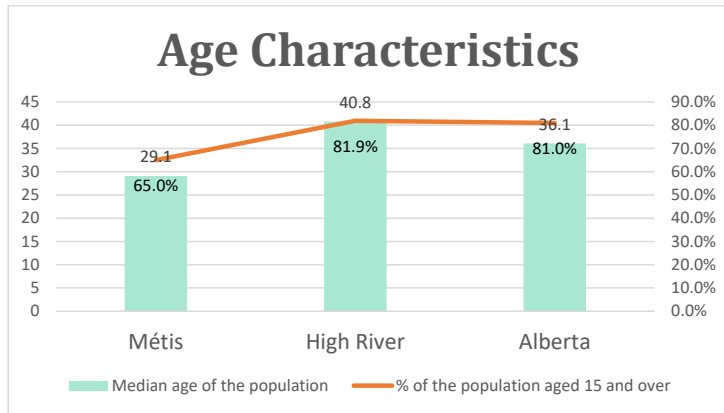


High River, AB

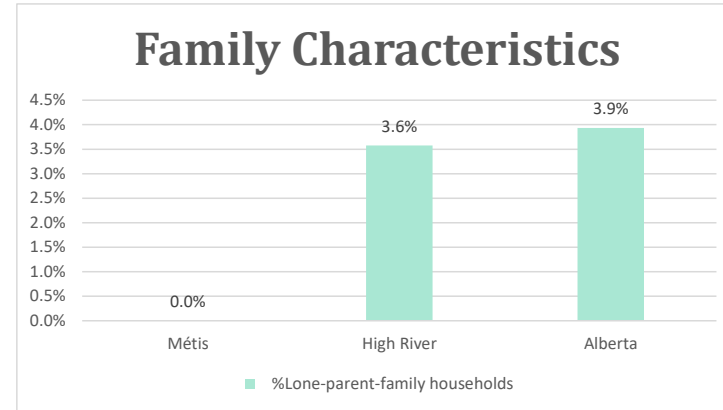
Geo_Code: 4806006

(Source: National Household survey 2011)

The total population reported with Métis single identity is 300 (Total Métis household is 175), representing 56% of Aboriginal people, accounting for 2.4% of the total population in High River.

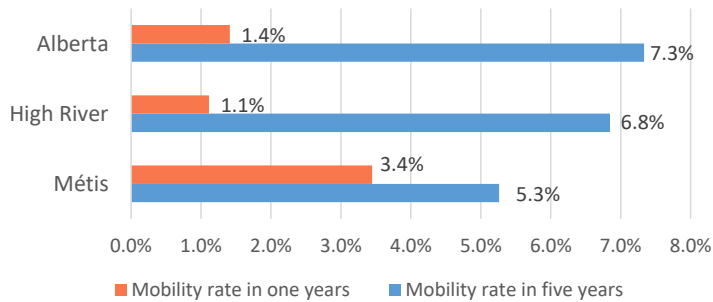


For Métis single identity population, the median age is 29.1 years old, with 65.0% of the population aged 15 and over. As for the total population, the median age is 40.8 in High River and 36.1 years old in Alberta, with 81.9% and 81.0% population aged 15 and over respectively.



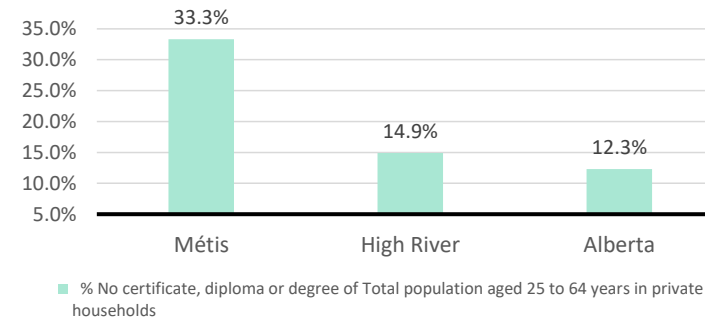
No Métis single lone parents household reported to the survey.

Mobility



10 Métis households moved in last year (3.4%), 15 Métis households moved in the past 5 years (5.3%).

Education



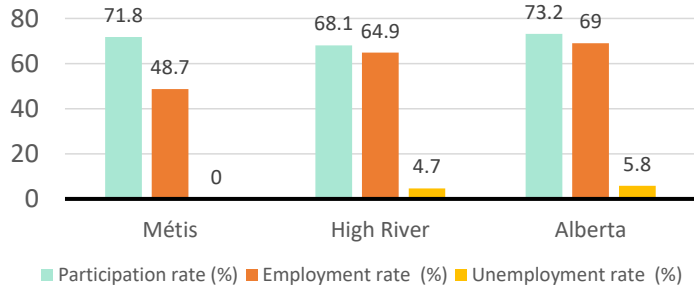
For population aged from 25 to 64 years, 33.3% Métis compared to 14.9% in High River and 12.3% in Alberta have no certificate, diploma or degree.

For Métis aged from 25 to 34, no Métis reported have no certificate, diploma or degree.

High River, AB

Labor Force & Housing Statistics

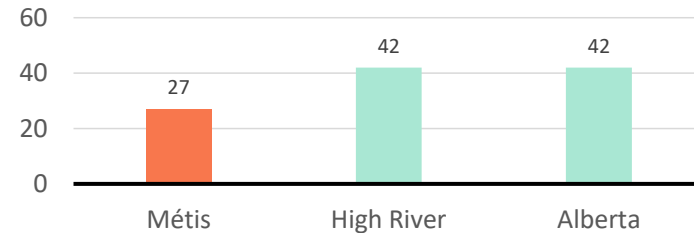
Labour Force Status



Métis participation rate is 71.8%, employment rate is 48.7%, and unemployment rate is 0.0%.

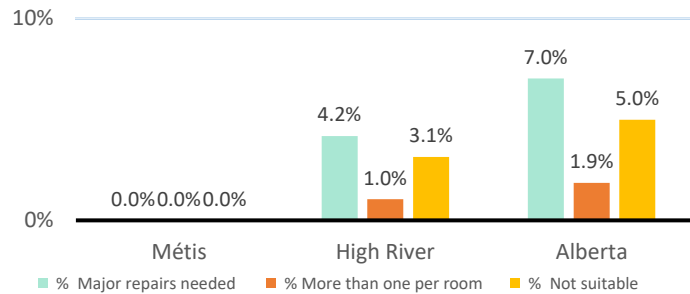
While the participation rate is higher compared with total population in High River and lower than Alberta (68.1% and 73.2%), no Métis reported unemployment.

Average Weeks Worked in 2010



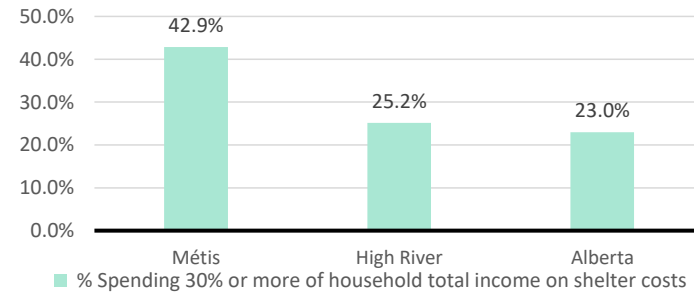
The average weeks worked in 2010 is 27.0 weeks.

Household Characteristics



There are 175 private dwellings occupied by a Métis single household, out of which no Métis single household reported need major repairs, have more than one person per room, or not suitable.

Shelter Costs



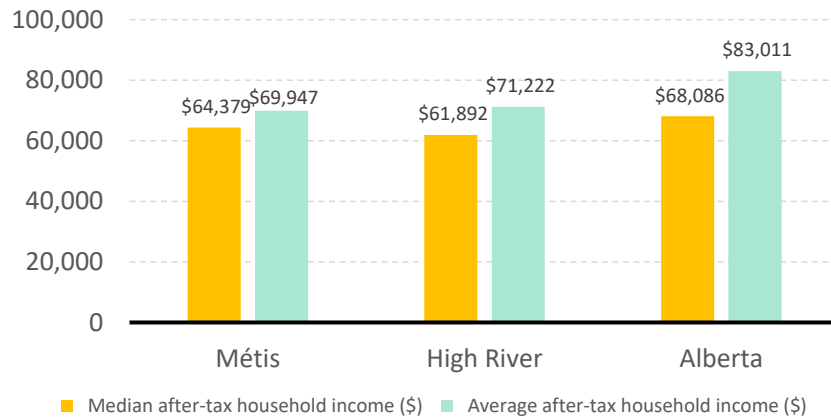
The number of Métis households spending 30% or more of household total income on shelter costs is 75, which is 42.9%

of the total private dwellings occupied by a Métis household, compared to 25.2% of the total population in High River and 23.0% of the total population in Alberta.

High River, AB

Income

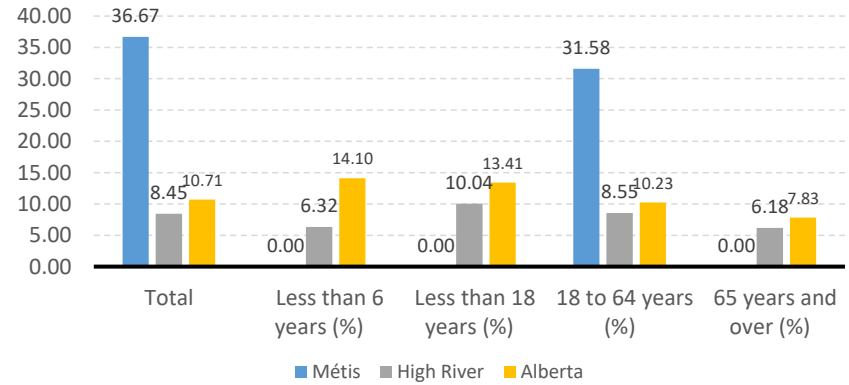
After-Tax Income of Households in 2010



For Métis singles, median after-tax household income is \$64,379, and average after-tax household income is

\$69,947. Métis has higher median and lower average after-tax income than High River, and lower median and average after-tax income than Alberta.

Prevalence of Low Income in 2010 Based On After-Tax Low-Income Measure (%)



The prevalence of low income based on after-tax low-income measure is 36.67%.

The percentage of low income is 31.58% for people from 18 to 64 years old, and no Métis household reported low income in other age groups.