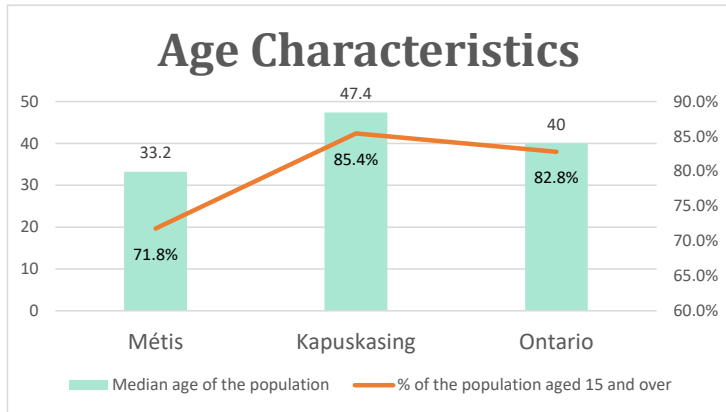


Kapuskasing, ON

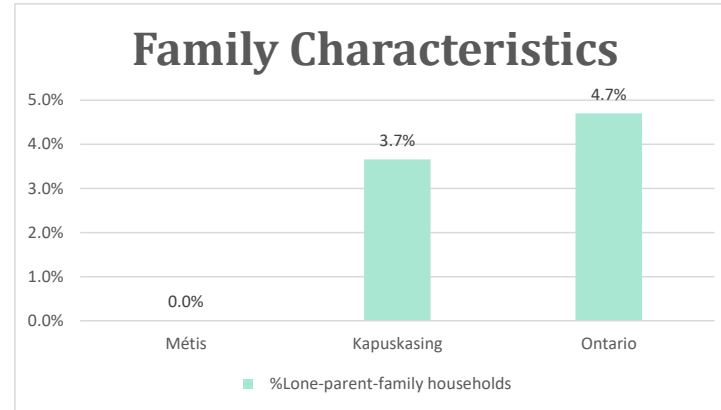
Geo_Code: 3556066

(Source: National Household survey 2011)

The total population reported with Métis single identity is 390 (Total Métis household is 215), representing 78% of Aboriginal people, accounting for 4.8% of the total population in Kapuskasing.

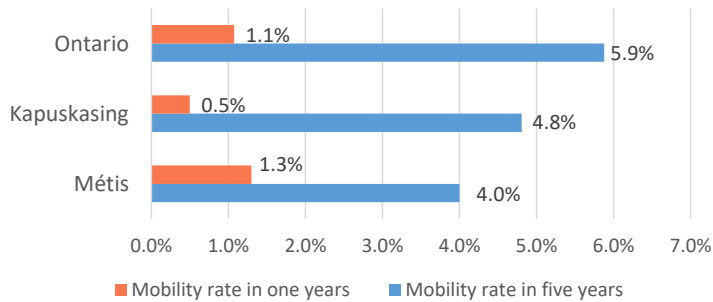


For Métis single identity population, the median age is 33.2 years old, with 71.8% of the population aged 15 and over. As for the total population, the median age is 47.4 in Kapuskasing and 40.0 years old in Ontario, with 85.4% and 82.8% population aged 15 and over respectively.



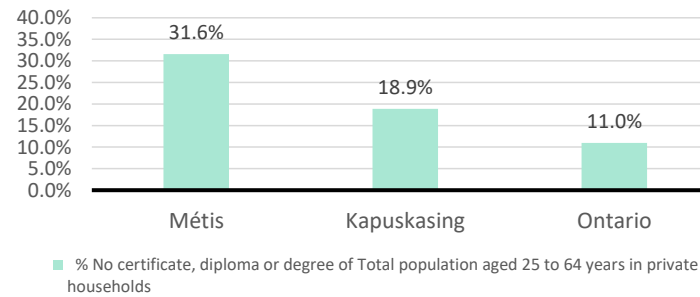
No Métis single lone parents household reported to the survey.

Mobility



5 Métis households moved in last year (1.3%), 15 Métis households moved in the past 5 years (4.0%).

Education



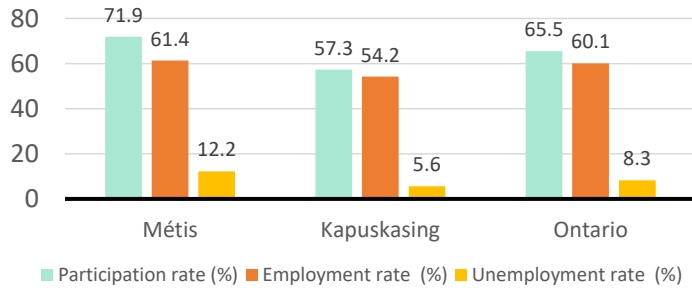
For population aged from 25 to 64 years, 31.6% Métis compared to 18.9% in Kapuskasing and 11.0% in Ontario have no certificate, diploma or degree.

For Métis aged from 25 to 34, no Métis reported have no certificate, diploma or degree.

Kapuskasing, ON

Labor Force & Housing Statistics

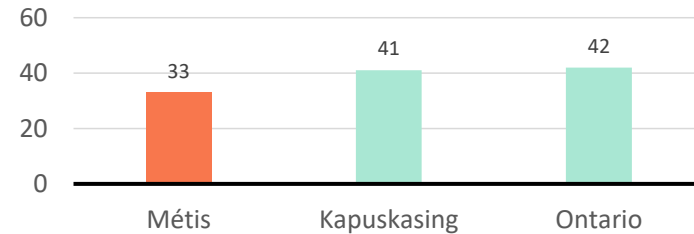
Labour Force Status



Métis participation rate is 71.9%, employment rate is 61.4%, and unemployment rate is 12.2%.

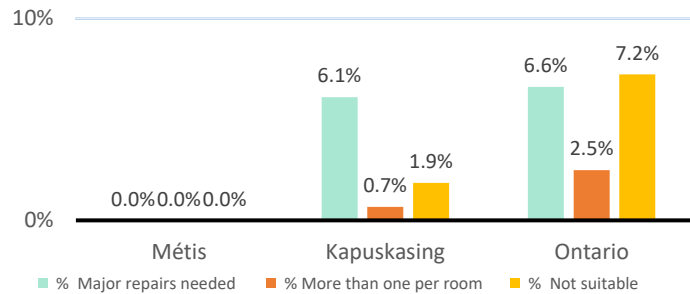
While the participation rate is higher compared with total population in Kapuskasing and Ontario (57.3% and 65.5%), unemployment rate is also higher.

Average Weeks Worked in 2010



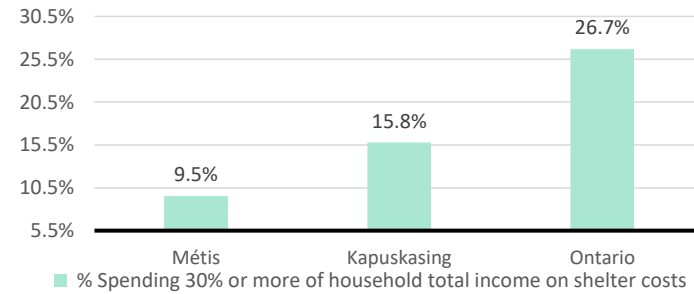
The average weeks worked in 2010 is 33.0 weeks.

Household Characteristics



There are 215 private dwellings occupied by a Métis single household, out of which no Métis single household reported need major repairs, have more than one person per room, or not suitable.

Shelter Costs



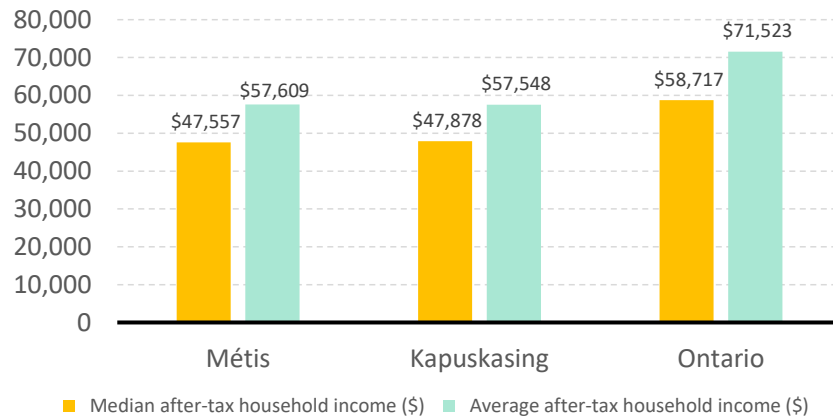
The number of Métis households of the total private dwellings occupied by an Métis household, compared to 15.8% of the total population in Kapuskasing and 26.7% of the total population in Ontario.

The number of Métis households of the total private dwellings occupied by an Métis household, compared to 15.8% of the total population in Kapuskasing and 26.7% of the total population in Ontario.

Kapuskasing, ON

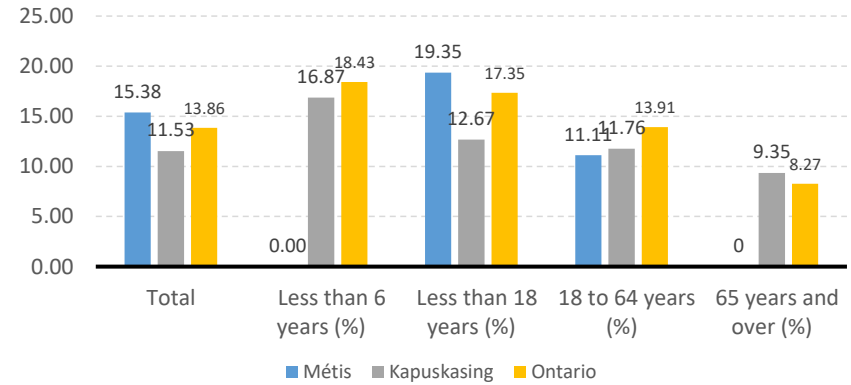
Income

After-Tax Income of Households in 2010



For Métis singles, median after-tax household income is \$47,557, and average after-tax household income is \$57,609. Métis has lower median and higher average after-tax income than Kapuskasing, and lower median and average after-tax income than Ontario.

Prevalence of Low Income in 2010 Based On After-Tax Low-Income Measure (%)



The prevalence of low income based on after-tax low-income measure is 15.38%.

The percentage of low income is 19.35% for people less than 18 years old, 0.00% for people less than 6 years old, 11.11% for people from 18 to 64 years old, and 0.00% for people over 65 years old.