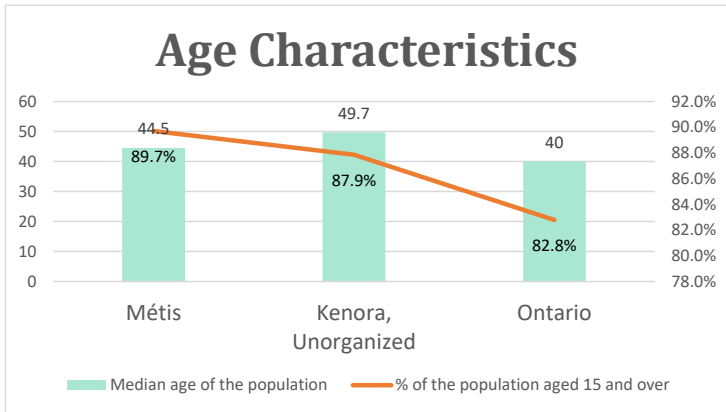


Kenora, Unorganized, ON

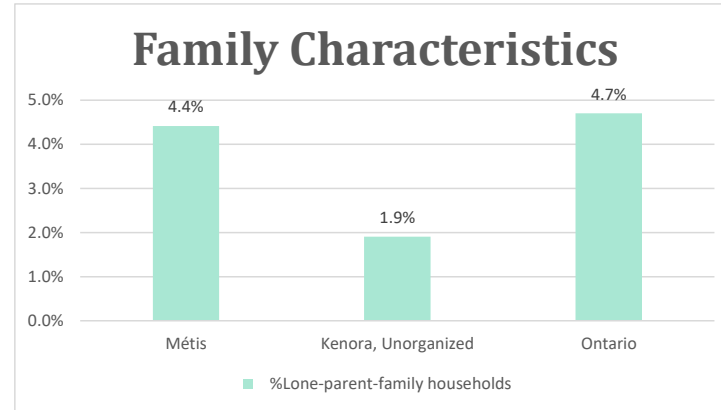
Geo_Code: 3560090

(Source: National Household survey 2011)

The total population reported with Métis single identity is 340 (Total Métis household is 205), representing 40% of Aboriginal people, accounting for 5.2% of the total population in Kenora, Unorganized.

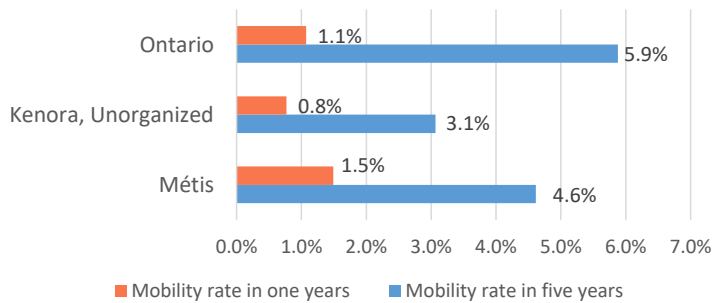


For Métis single identity population, the median age is 44.5 years old, with 89.7% of the population aged 15 and over. As for the total population, the median age is 49.7 in Kenora, Unorganized and 40.0 years old in Ontario, with 87.9% and 82.8% population aged 15 and over respectively.



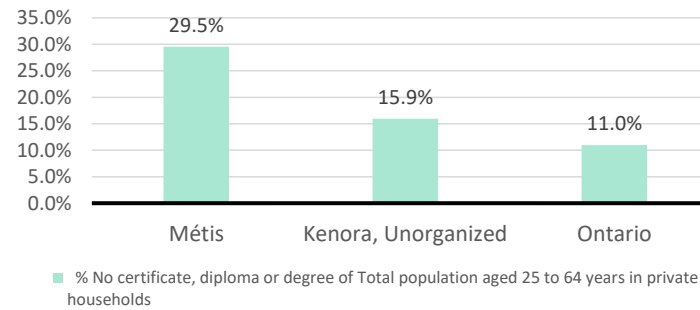
The number of Métis single lone parents household is 15, accounting for 4.4% of the total Métis single private households.

Mobility



5 Métis households moved in last year (1.5%), 15 Métis households moved in the past 5 years (4.6%).

Education



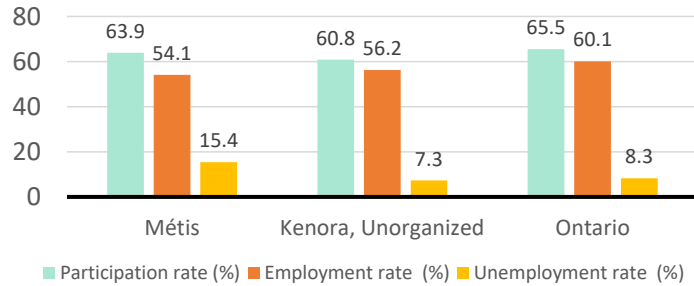
For population aged from 25 to 64 years, 29.5% Métis compared to 15.9% in Kenora, Unorganized and 11.0% in Ontario have no certificate, diploma or degree.

For Métis aged from 25 to 34, no Métis reported have no certificate, diploma or degree.

Kenora, Unorganized, ON

Labor Force & Housing Statistics

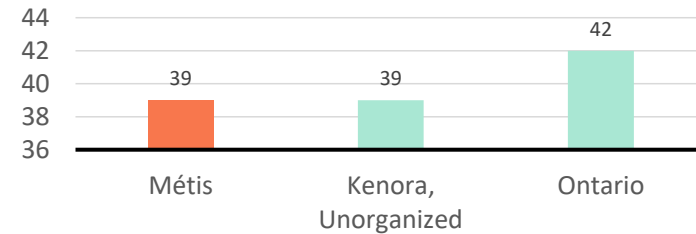
Labour Force Status



Métis participation rate is 63.9%, employment rate is 54.1%, and unemployment rate is 15.4%.

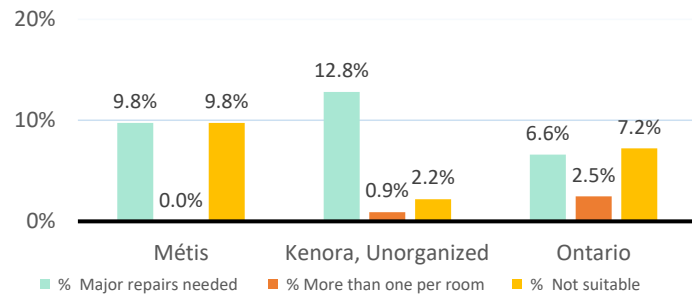
While the participation rate is higher compared with total population in Kenora, Unorganized and lower than Ontario (60.8% and 65.5%), unemployment rate is higher.

Average Weeks Worked in 2010



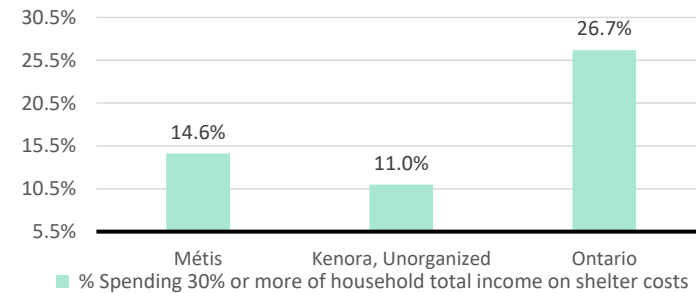
The average weeks worked in 2010 is 39.0 weeks.

Household Characteristics



There are 205 private dwellings occupied by a Métis single household, out of which 9.8% need major repairs, no Métis household reported have more than one person per room, and 9.8% Métis household reported to be not suitable.

Shelter Costs



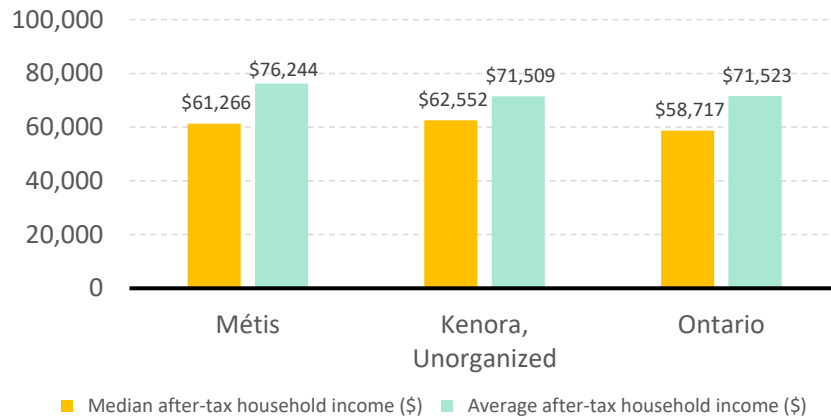
The number of Métis households spending 30% or more of household total income on shelter costs is 30, which is 14.6%

of the total private dwellings occupied by an Métis household, compared to 11.0% of the total population in Kenora, Unorganized and 26.7% of the total population in Ontario.

Kenora, Unorganized, ON

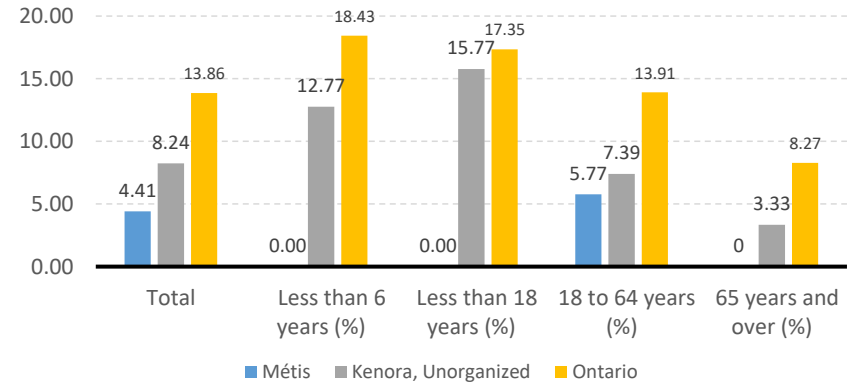
Income

After-Tax Income of Households in 2010



For Métis singles, median after-tax household income is \$61,266, and average after-tax household income is \$76,244. Métis has lower median and higher average after-tax income than Kenora, Unorganized, and higher median and average after-tax income than Ontario.

Prevalence of Low Income in 2010 Based On After-Tax Low-Income Measure (%)



The prevalence of low income based on after-tax low-income measure is 4.41%.

The percentage of low income is 5.77% for people from 18 to 64 years old, and no Métis household reported low income in other age groups.