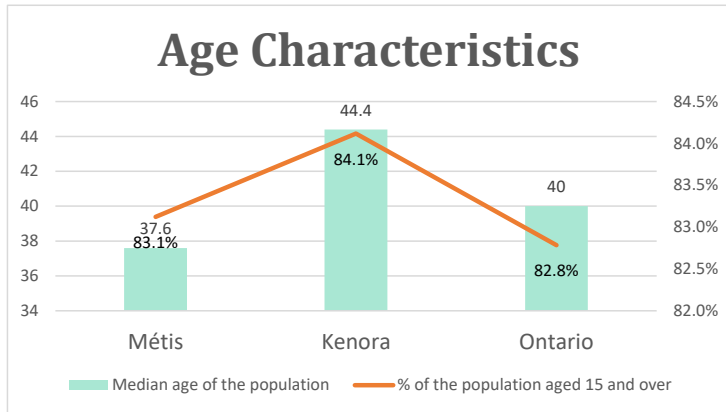


Kenora, ON

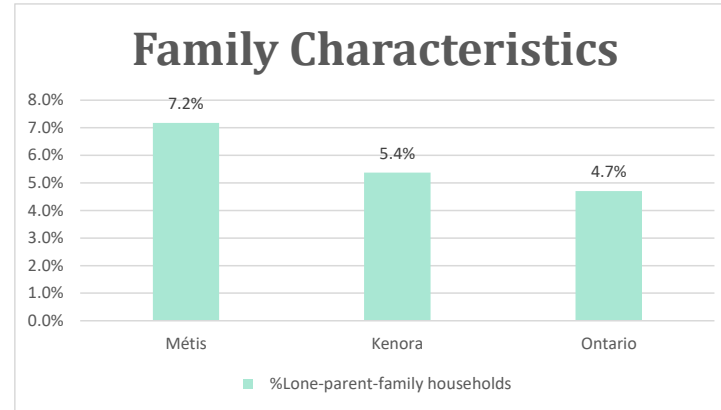
Geo_Code: 3560010

(Source: National Household survey 2011)

The total population reported with Métis single identity is 1,185 (Total Métis household is 810), representing 44% of Aboriginal people, accounting for 7.9% of the total population in Kenora.

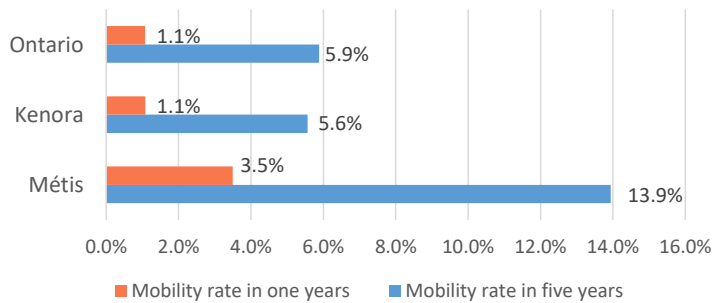


For Métis single identity population, the median age is 37.6 years old, with 83.1% of the population aged 15 and over. As for the total population, the median age is 44.4 in Kenora and 40.0 years old in Ontario, with 84.1% and 82.8% population aged 15 and over respectively.



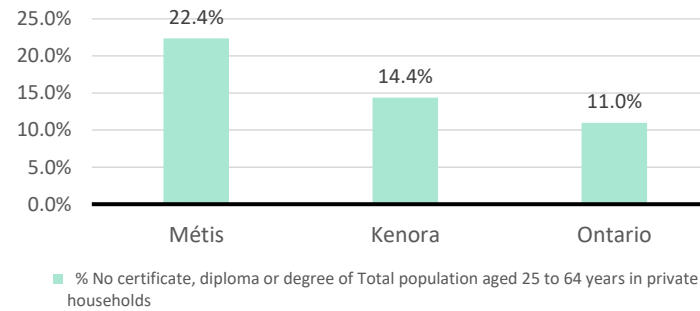
The number of Métis single lone parents household is 85, accounting for 7.2% of the total Métis single private households.

Mobility



40 Métis households moved in last year (3.5%), 145 Métis households moved in the past 5 years (13.9%).

Education



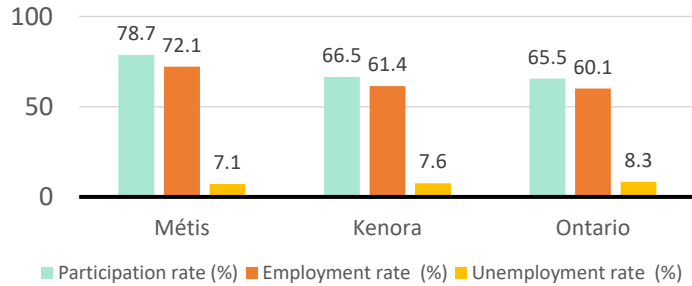
For population aged from 25 to 64 years, 22.4% Métis compared to 14.4% in Kenora and 11.0% in Ontario have no certificate, diploma or degree.

For Métis aged from 25 to 34, no Métis reported have no certificate, diploma or degree.

Kenora, ON

Labor Force & Housing Statistics

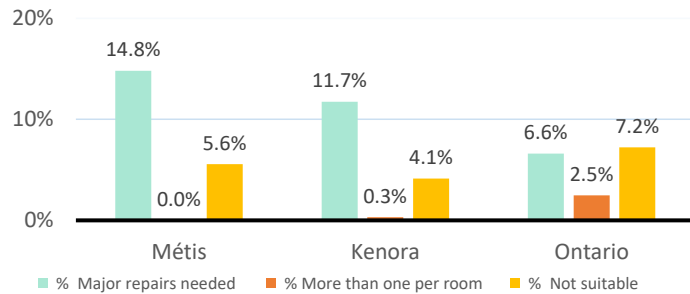
Labour Force Status



Métis participation rate is 78.7%, employment rate is 72.1%, and unemployment rate is 7.1%.

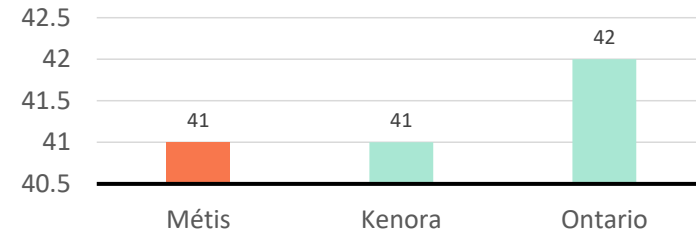
While the participation rate is higher compared with total population in Kenora and Ontario (66.5% and 65.5%), unemployment rate is lower.

Household Characteristics



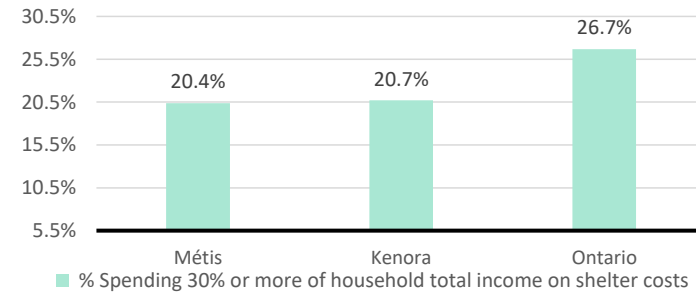
There are 810 private dwellings occupied by a Métis single household, out of which 14.8% need major repairs, no Métis household reported have more than one person per room, and 5.6% Métis household reported to be not suitable.

Average Weeks Worked in 2010



The average weeks worked in 2010 is 41.0 weeks.

Shelter Costs



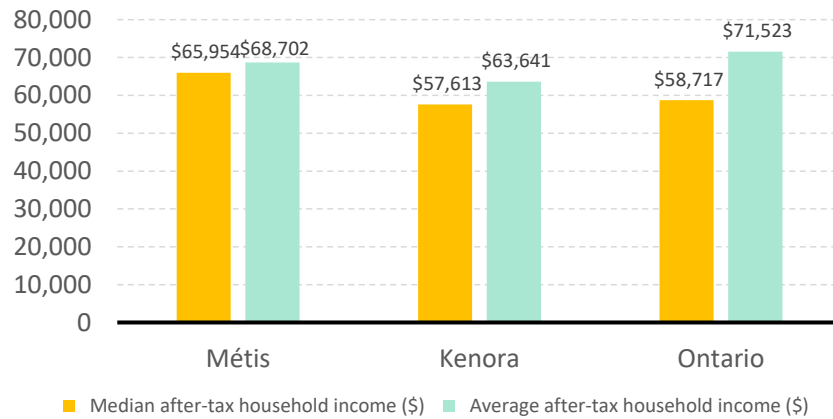
The number of Métis households spending 30% or more of household total income on shelter costs is 165, which is 20.4%

of the total private dwellings occupied by an Métis household, compared to 20.7% of the total population in Kenora and 26.7% of the total population in Ontario.

Kenora, ON

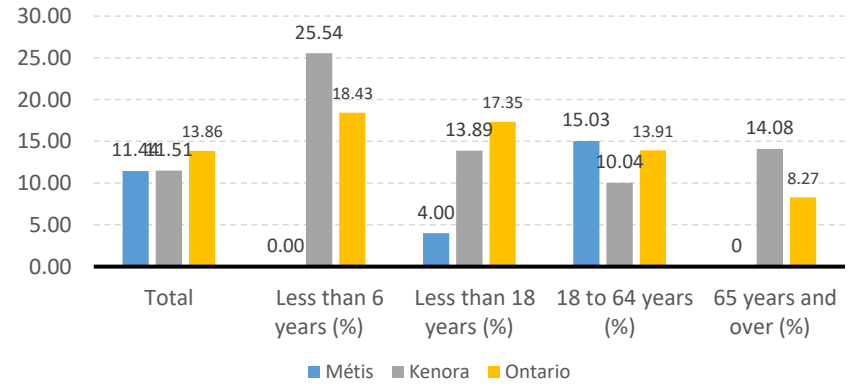
Income

After-Tax Income of Households in 2010



For Métis singles, median after-tax household income is \$65,954, and average after-tax household income is \$68,702. Métis has higher median and average after-tax income than Kenora, and higher median and lower average after-tax income than Ontario.

Prevalence of Low Income in 2010 Based On After-Tax Low-Income Measure (%)



The prevalence of low income based on after-tax low-income measure is 11.44%.

The percentage of low income is 4.00% for people less than 18 years old, 0.00% for people less than 6 years old, 15.03% for people from 18 to 64 years old, and 0.00% for people over 65 years old.