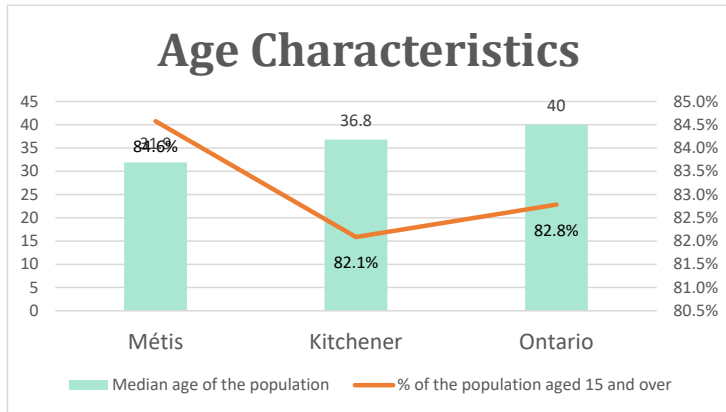


# Kitchener, ON

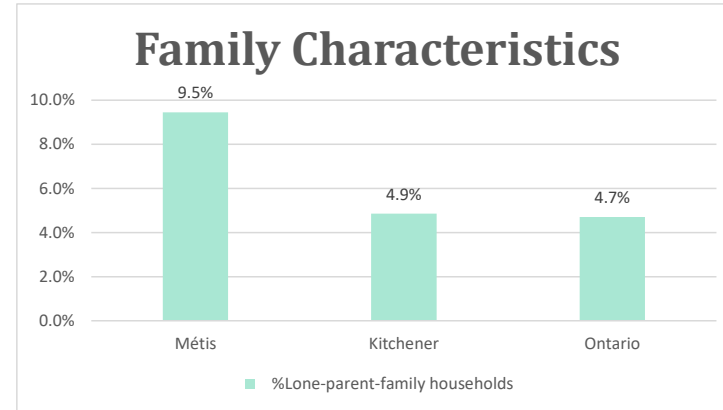
Geo\_Code: 3530013

(Source: National Household survey 2011)

The total population reported with Métis single identity is 1,005 (Total Métis household is 700), representing 32% of Aboriginal people, accounting for 0.5% of the total population in Kitchener.

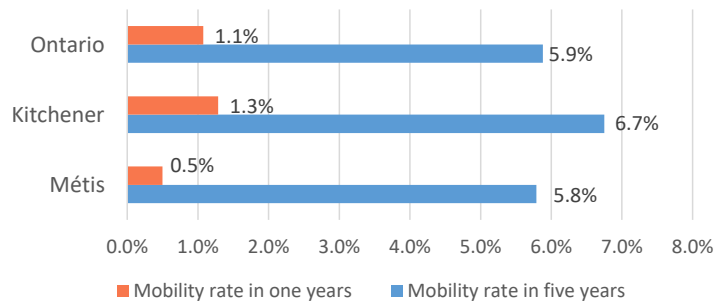


For Métis single identity population, the median age is 31.9 years old, with 84.6% of the population aged 15 and over. As for the total population, the median age is 36.8 in Kitchener and 40.0 years old in Ontario, with 82.1% and 82.8% population aged 15 and over respectively.



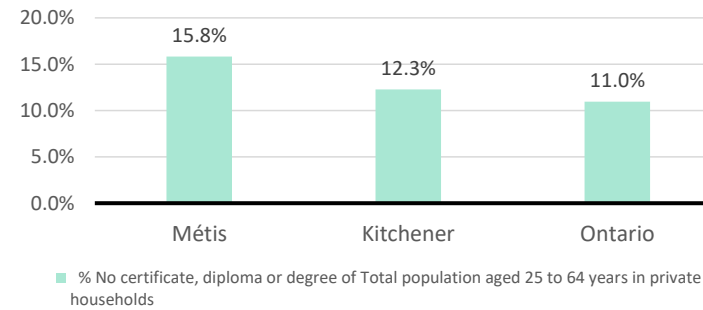
The number of Métis single lone parents household is 95, accounting for 9.5% of the total Métis single private households.

## Mobility



5 Métis households moved in last year (0.5%), 55 Métis households moved in the past 5 years (5.8%).

## Education



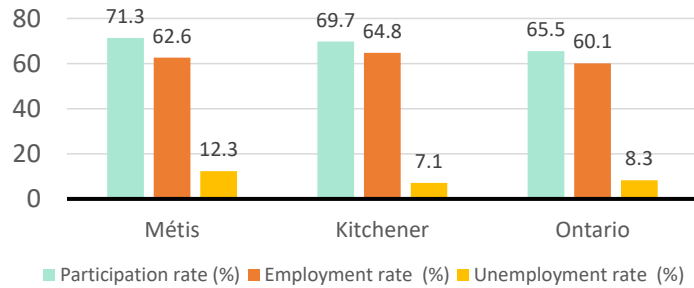
For population aged from 25 to 64 years, 15.8% Métis compared to 12.3% in Kitchener and 11.0% in Ontario have no certificate, diploma or degree.

For Métis aged from 25 to 34, no Métis reported have no certificate, diploma or degree.

# Kitchener, ON

## Labor Force & Housing Statistics

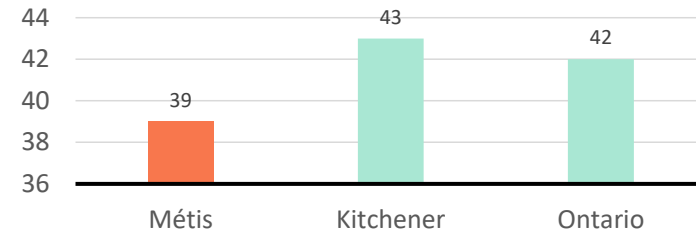
### Labour Force Status



Métis participation rate is 71.3%, employment rate is 62.6%, and unemployment rate is 12.3%.

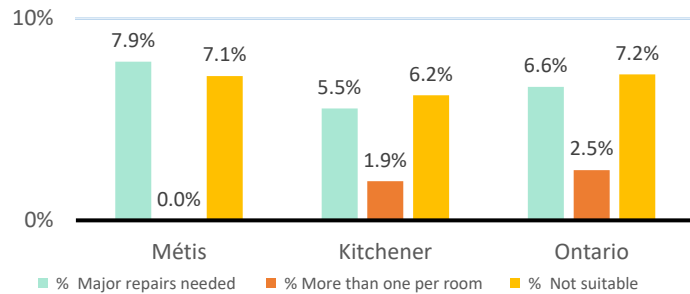
While the participation rate is higher compared with total population in Kitchener and Ontario (69.7% and 65.5%), unemployment rate is also higher.

### Average Weeks Worked in 2010



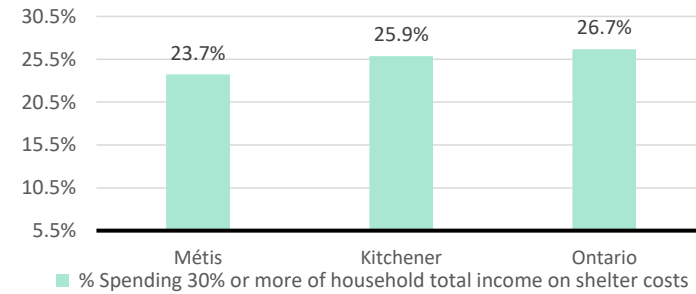
The average weeks worked in 2010 is 39.0 weeks.

### Household Characteristics



There are 700 private dwellings occupied by a Métis single household, out of which 7.9% need major repairs, no Métis household reported have more than one person per room, and 7.1% Métis household reported to be not suitable.

### Shelter Costs



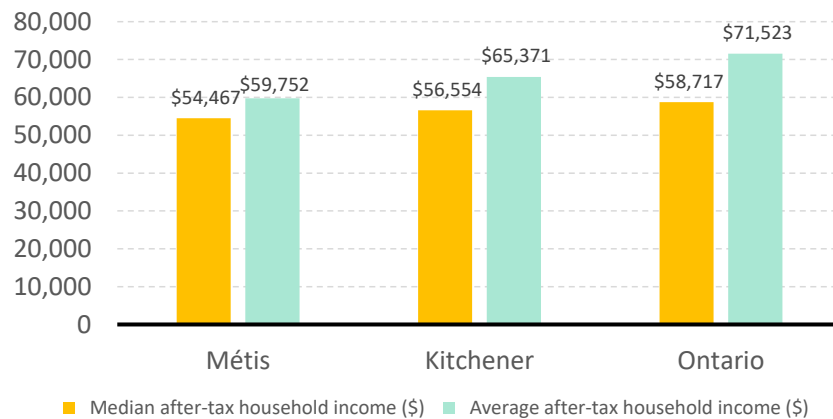
The number of Métis households spending 30% or more of household total income on shelter costs is 165, which is 23.7%

of the total private dwellings occupied by an Métis household, compared to 25.9% of the total population in Kitchener and 26.7% of the total population in Ontario.

# Kitchener, ON

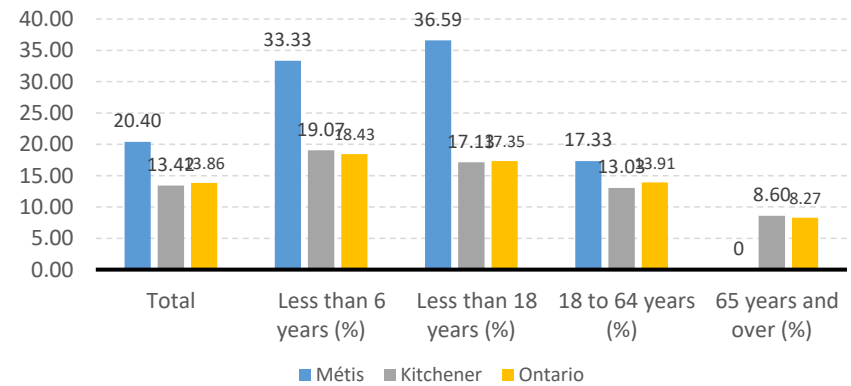
## Income

After-Tax Income of Households in 2010



For Métis singles, median after-tax household income is \$54,467, and average after-tax household income is \$59,752. Métis has lower median and average after-tax income than Kitchener and Ontario.

Prevalence of Low Income in 2010 Based On After-Tax Low-Income Measure (%)



The prevalence of low income based on after-tax low-income measure is 20.40%.

The percentage of low income is 36.59% for people less than 18 years old, 33.33% for people less than 6 years old, 17.33% for people from 18 to 64 years old, and 0.00% for people over 65 years old.