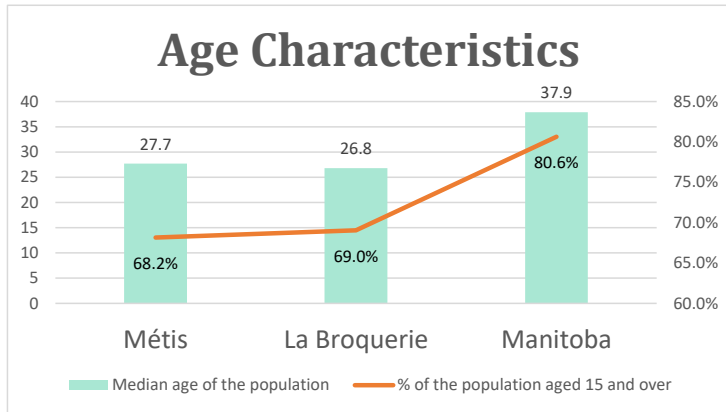


La Broquerie, MB

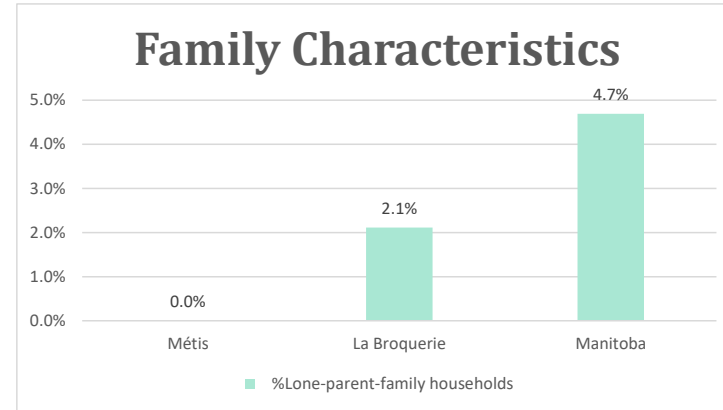
Geo_Code: 46022053

(Source: National Household survey 2011)

The total population reported with Métis single identity is 785 (Total Métis household is 305), representing 92% of Aboriginal people, accounting for 15.1% of the total population in La Broquerie.

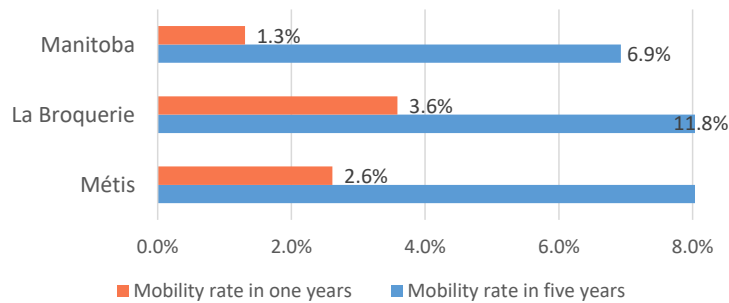


For Métis single identity population, the median age is 27.7 years old, with 68.2% of the population aged 15 and over. As for the total population, the median age is 26.8 in La Broquerie and 37.9 years old in Manitoba, with 69.0% and 80.6% population aged 15 and over respectively.



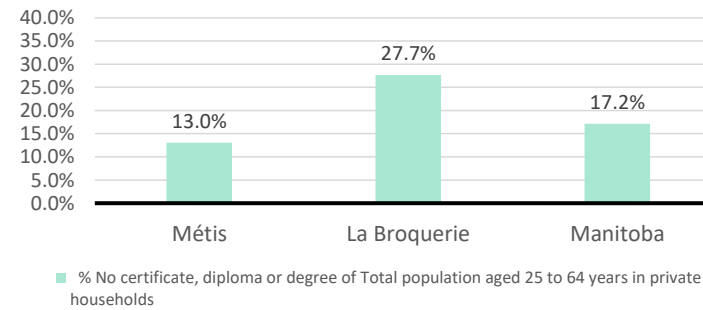
No Métis single lone parents household reported to the survey.

Mobility



20 Métis households moved in last year (2.6%), 120 Métis households moved in the past 5 years (18.0%).

Education



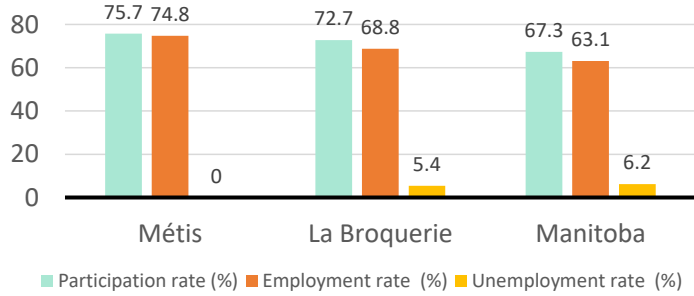
For population aged from 25 to 64 years, 13.0% Métis compared to 27.7% in La Broquerie and 17.2% in Manitoba have no certificate, diploma or degree.

For Métis aged from 25 to 34, no Métis reported without certificate, diploma or degree.

La Broquerie, MB

Labor Force & Housing Statistics

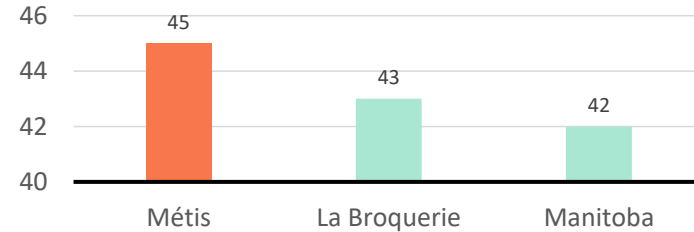
Labour Force Status



Métis participation rate is 75.7%, employment rate is 74.8%, and unemployment rate is 0.0%.

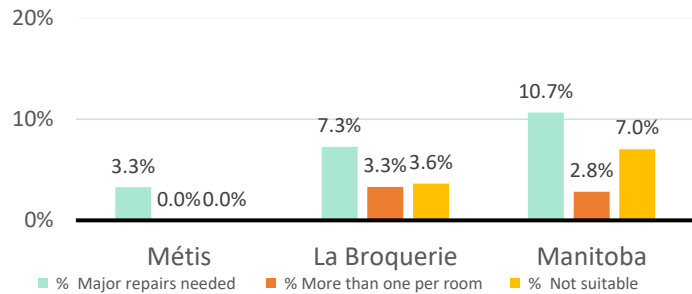
While the participation rate is higher compared with total population in La Broquerie and Manitoba (72.7% and 67.3%), no Métis reported unemployment.

Average Weeks Worked in 2010



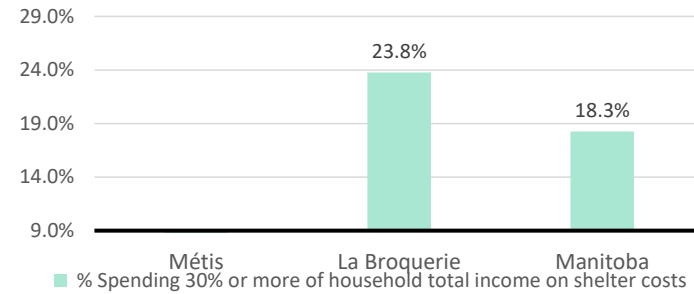
The average weeks worked in 2010 is 45.0 weeks.

Household Characteristics



There are 305 private dwellings occupied by a Métis single household, out of which 3.3% need major repairs, no Métis household reported have more than one person per room, and no Métis household reported to be not suitable.

Shelter Costs



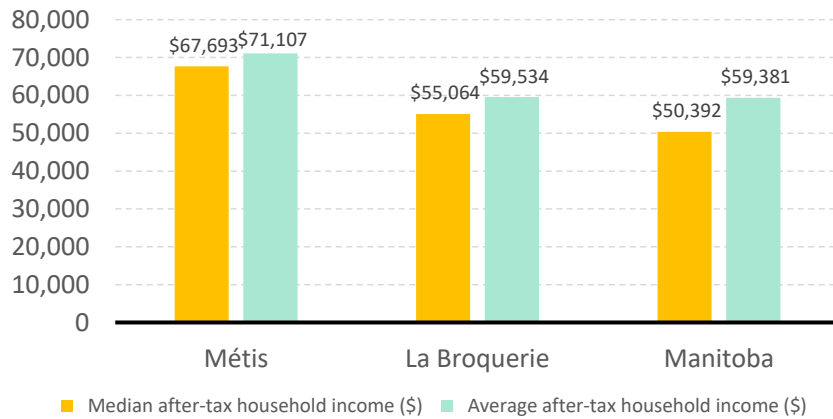
No Métis households reported spending 30% or more of household total income on shelter costs,

compared to 23.8% of the total population in La Broquerie and 18.3% of the total population in Manitoba.

La Broquerie, MB

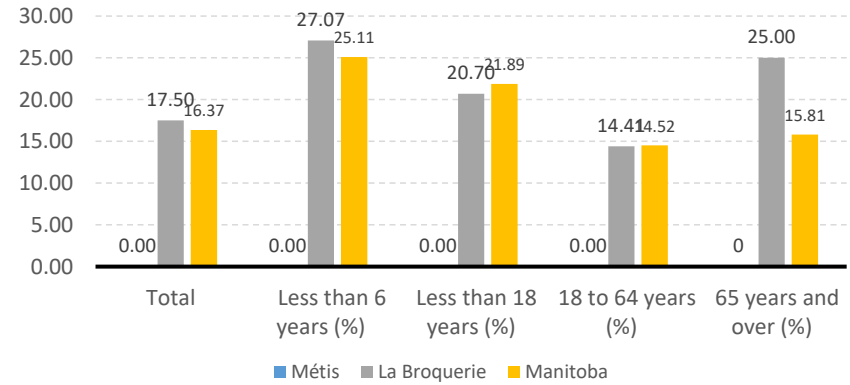
Income

After-Tax Income of Households in 2010



For Métis singles, median after-tax household income is \$67,693, and average after-tax household income is \$71,107. Métis has higher median and average income than La Broquerie and Manitoba.

Prevalence of Low Income in 2010 Based On After-Tax Low-Income Measure (%)



The prevalence of low income based on after-tax low-income measure is 0.00%.

No Métis household reported low income in La Broquerie.