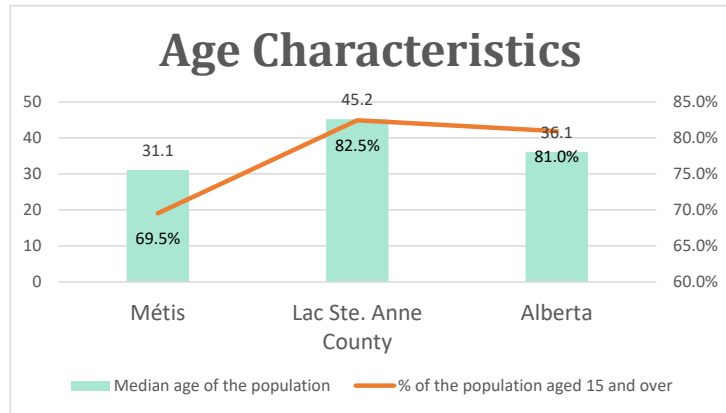


# Lac Ste. Anne County, AB

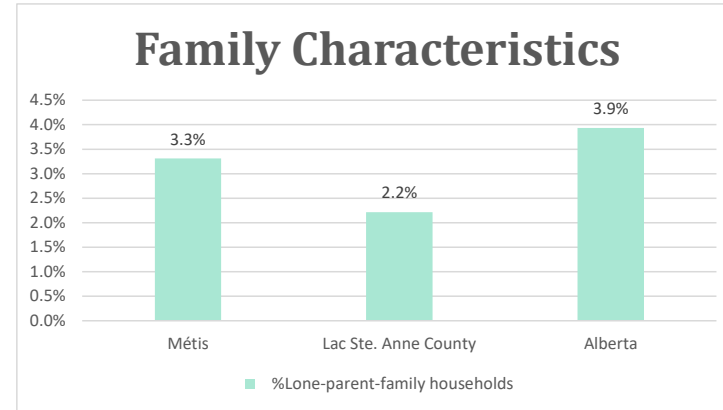
Geo\_Code: 4813001

(Source: National Household survey 2011)

The total population reported with Métis single identity is 755 (Total Métis household is 375), representing 78% of Aboriginal people, accounting for 7.3% of the total population in Lac Ste. Anne County.

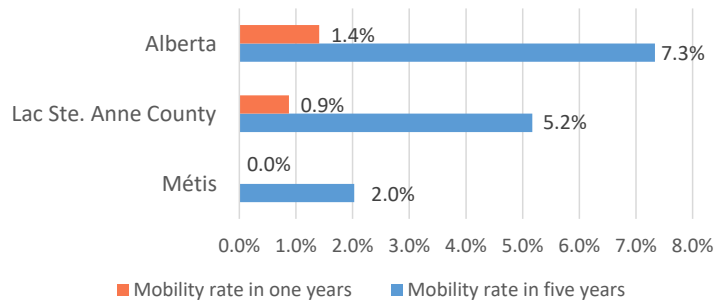


For Métis single identity population, the median age is 31.1 years old, with 69.5% of the population aged 15 and over. As for the total population, the median age is 45.2 in Lac Ste. Anne County and 36.1 years old in Alberta, with 82.5% and 81.0% population aged 15 and over respectively.



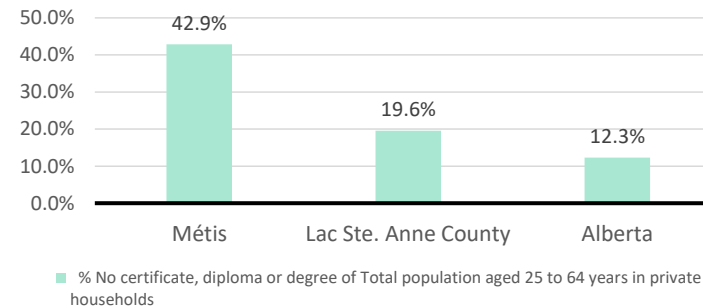
The number of Métis single lone parents household is 25, accounting for 3.3% of the total Métis single private households.

## Mobility



No Métis households reported moving in for the last year. 15 Métis households moved in the past 5 years (2.0%).

## Education



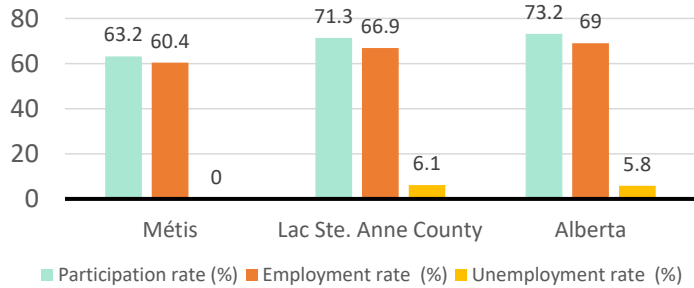
For population aged from 25 to 64 years, 42.9% Métis compared to 19.6% in Lac Ste. Anne County and 12.3% in Alberta have no certificate, diploma or degree.

For Métis aged from 25 to 34, no Métis reported have no certificate, diploma or degree.

# Lac Ste. Anne County, AB

## Labor Force & Housing Statistics

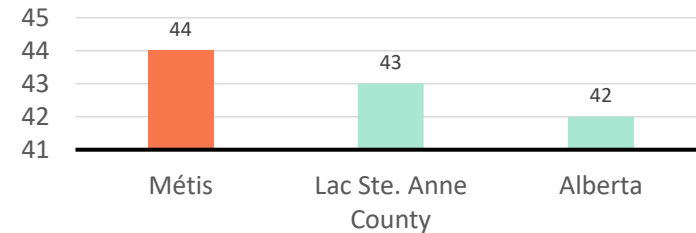
### Labour Force Status



Métis participation rate is 63.2%, employment rate is 60.4%, and unemployment rate is 0.0%.

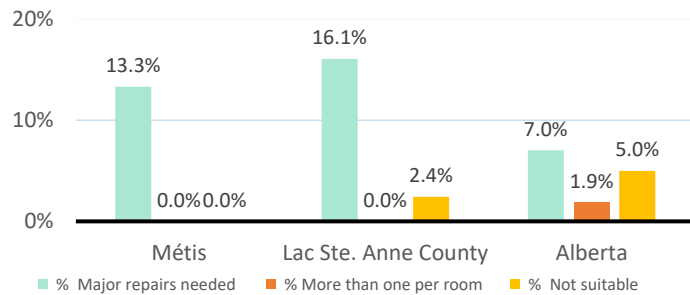
While the participation rate is lower compared with total population in Lac Ste. Anne County and Alberta (71.3% and 73.2%), no Métis reported unemployment.

### Average Weeks Worked in 2010



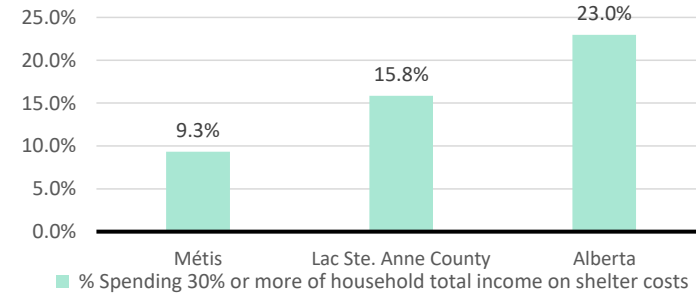
The average weeks worked in 2010 is 44.0 weeks.

### Household Characteristics



There are 375 private dwellings occupied by a Métis single household, out of which 13.3% need major repairs, no Métis household reported have more than one person per room, and no Métis household reported to be not suitable.

### Shelter Costs



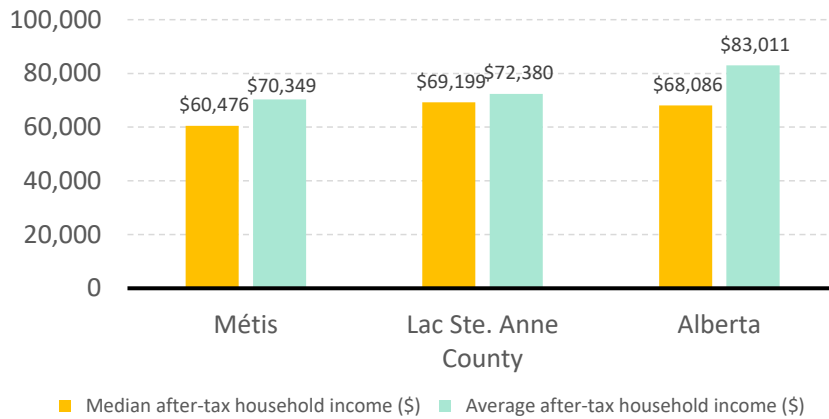
The number of Métis households spending 30% or more of household total income on shelter costs is 35, which is 9.3%

of the total private dwellings occupied by a Métis household, compared to 15.8% of the total population in Lac Ste. Anne County and 23.0% of the total population in Alberta.

# Lac Ste. Anne County, AB

## Income

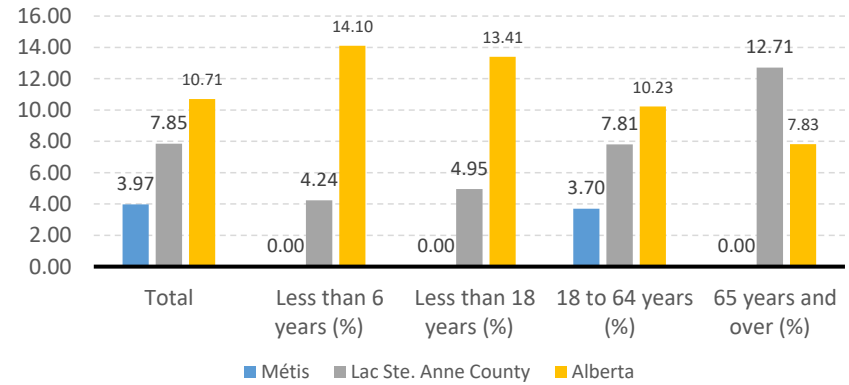
After-Tax Income of Households in 2010



For Métis singles, median after-tax household income is \$60,476, and average after-tax household income is

\$70,349. Métis has lower median and average after-tax income than Lac Ste. Anne County and Alberta.

Prevalence of Low Income in 2010 Based On After-Tax Low-Income Measure (%)



The prevalence of low income based on after-tax low-income measure is 3.97%.

The percentage of low income is 3.70% for people from 18 to 64 years old, and no Métis household reported low income in other age groups.