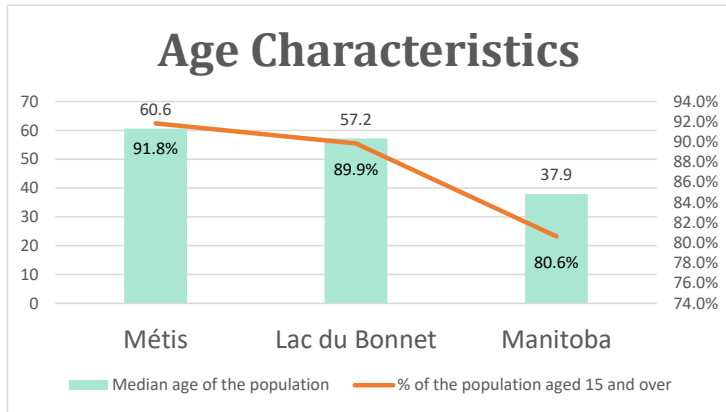


Lac du Bonnet, MB

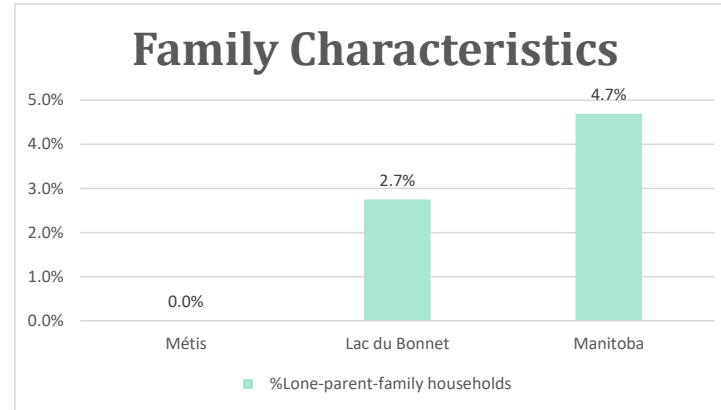
Geo_Code: 4601057

(Source: National Household survey 2011)

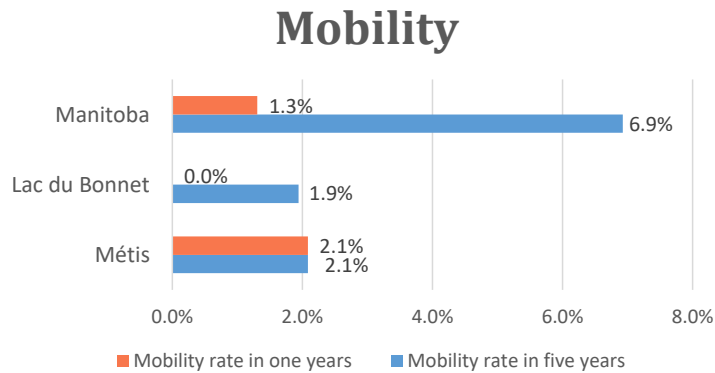
The total population reported with Métis single identity is 245 (Total Métis household is 175), representing 77% of Aboriginal people, accounting for 10.4% of the total population in Lac du Bonnet.



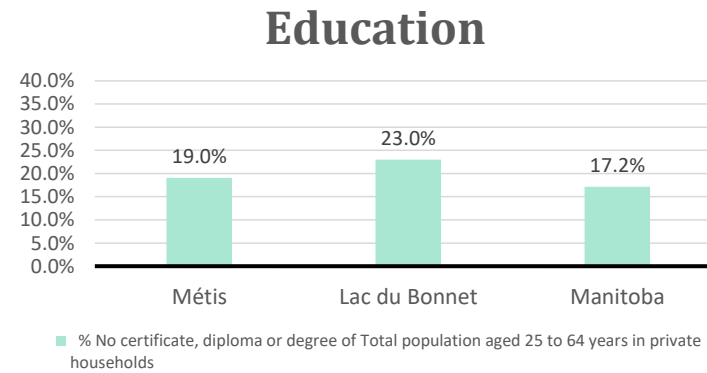
For Métis single identity population, the median age is 60.6 years old, with 91.8% of the population aged 15 and over. As for the total population, the median age is 57.2 in Lac du Bonnet and 37.9 years old in Manitoba, with 89.9% and 80.6% population aged 15 and over respectively.



No Métis single lone parents household reported to the survey.



5 Métis households moved in last year (2.1%), 5 Métis households moved in the past 5 years (2.1%).



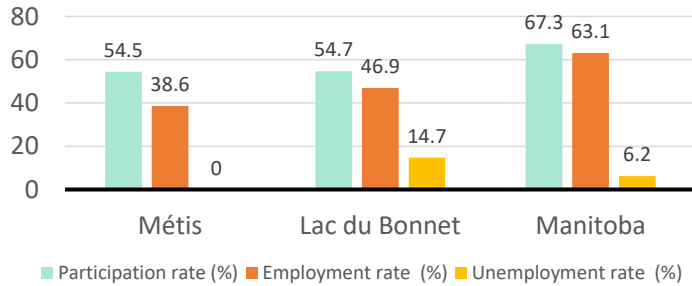
For population aged from 25 to 64 years, 19.0% Métis compared to 23.0% in Lac du Bonnet and 17.2% in Manitoba have no certificate, diploma or degree.

For Métis aged from 25 to 34, no Métis reported without certificate, diploma or degree.

Lac du Bonnet, MB

Labor Force & Housing Statistics

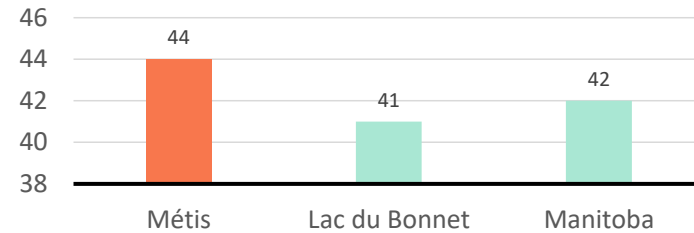
Labour Force Status



Métis participation rate is 54.5%, employment rate is 38.6%, and unemployment rate is 0.0%.

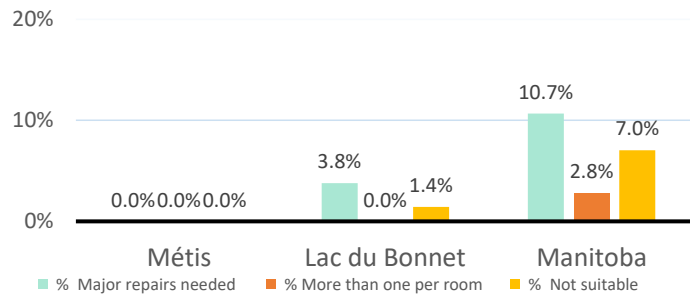
While the participation rate is lower compared with total population in Lac du Bonnet and Manitoba (54.7% and 67.3%), no Métis reported unemployment.

Average Weeks Worked in 2010



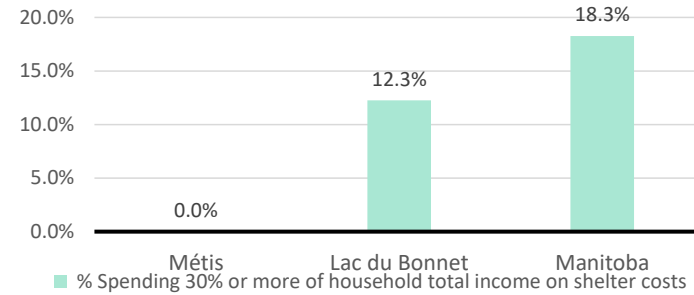
The average weeks worked in 2010 is 44.0 weeks.

Household Characteristics



There are 175 private dwellings occupied by a Métis single household, out of which 0.0% need major repairs, no Métis household reported have more than one person per room, and no Métis household reported to be not suitable.

Shelter Costs



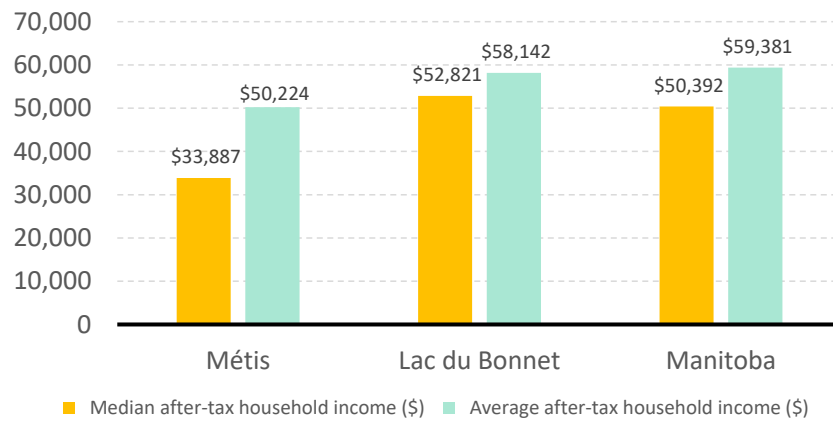
No Métis households reported spending 30% or more of household total income on shelter costs,

compared to 12.3% of the total population in Lac du Bonnet and 18.3% of the total population in Manitoba.

Lac du Bonnet, MB

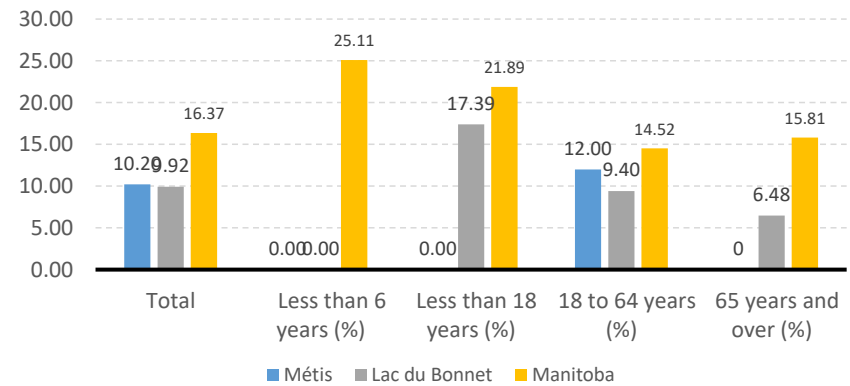
Income

After-Tax Income of Households in 2010



For Métis singles, median after-tax household income is \$33,887, and average after-tax household income is \$50,224. Métis has lower median and average income than Lac du Bonnet and Manitoba.

Prevalence of Low Income in 2010 Based On After-Tax Low-Income Measure (%)



The prevalence of low income based on after-tax low-income measure is 10.20%.

The percentage of low income is 12.00% for people from 18 to 64 years old, and no Métis household reported low income in other age groups.