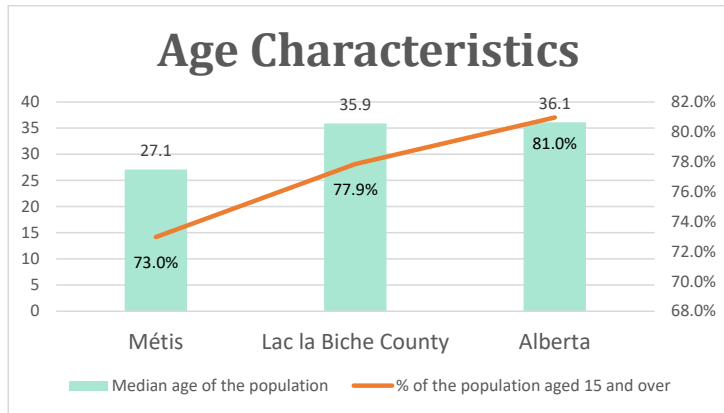


Lac la Biche County, AB

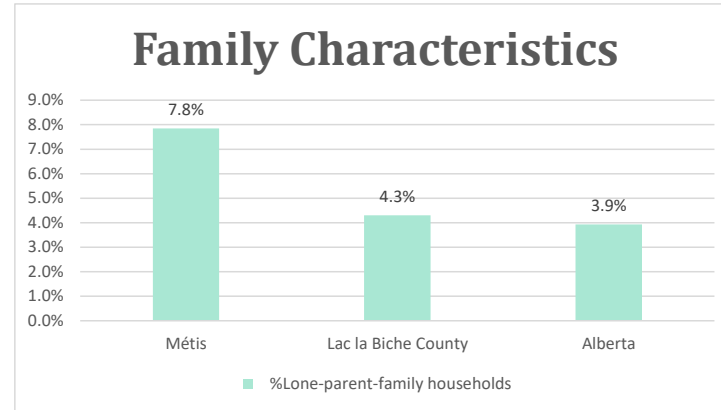
Geo_Code: 4812037

(Source: National Household survey 2011)

The total population reported with Métis single identity is 1,720 (Total Métis household is 735), representing 79% of Aboriginal people, accounting for 20.5% of the total population in Lac la Biche County.

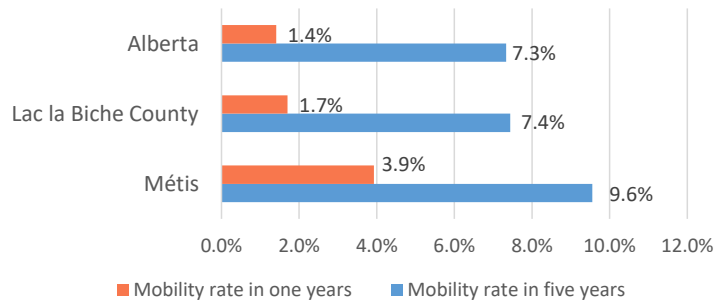


For Métis single identity population, the median age is 27.1 years old, with 73.0% of the population aged 15 and over. As for the total population, the median age is 35.9 in Lac la Biche County and 36.1 years old in Alberta, with 77.9% and 81.0% population aged 15 and over respectively.



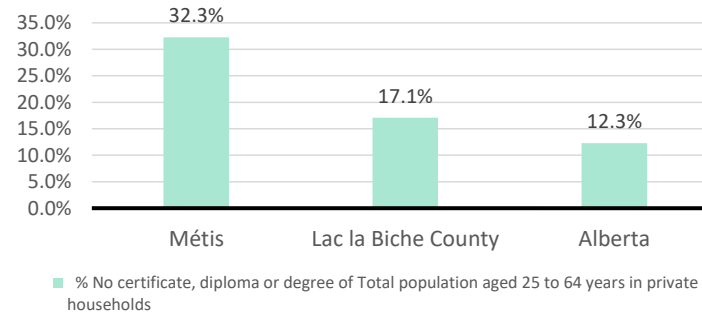
The number of Métis single lone parents household is 135, accounting for 7.8% of the total Métis single private households.

Mobility



65 Métis households moved in last year (3.9%), 150 Métis households moved in the past 5 years (9.6%).

Education



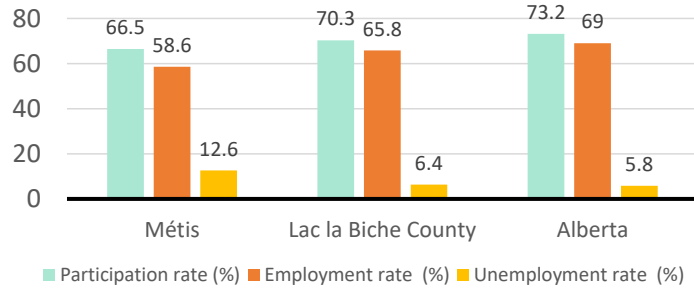
For population aged from 25 to 64 years, 32.3% Métis compared to 17.1% in Lac la Biche County and 12.3% in Alberta have no certificate, diploma or degree.

For Métis aged from 25 to 34, 23.7% Métis reported to have no certificate, diploma or degree.

Lac la Biche County, AB

Labor Force & Housing Statistics

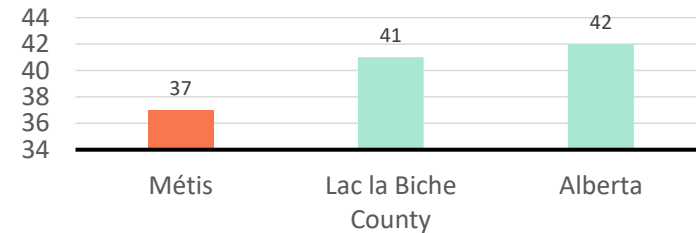
Labour Force Status



Métis participation rate is 66.5%, employment rate is 58.6%, and unemployment rate is 12.6%.

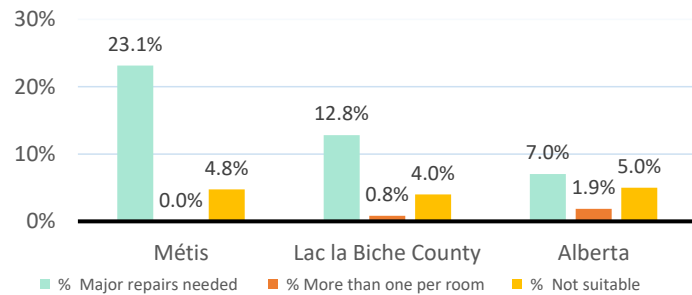
While the participation rate is lower compared with total population in Lac la Biche County and Alberta (70.3% and 73.2%), unemployment rate is higher.

Average Weeks Worked in 2010



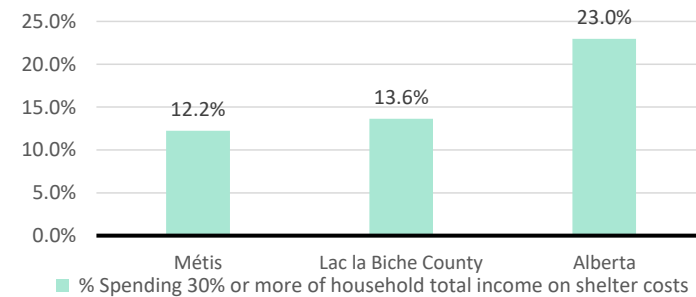
The average weeks worked in 2010 is 37.0 weeks.

Household Characteristics



There are 735 private dwellings occupied by a Métis single household, out of which 23.1% need major repairs, no Métis household reported have more than one person per room, and 4.8% Métis household reported to be not suitable.

Shelter Costs



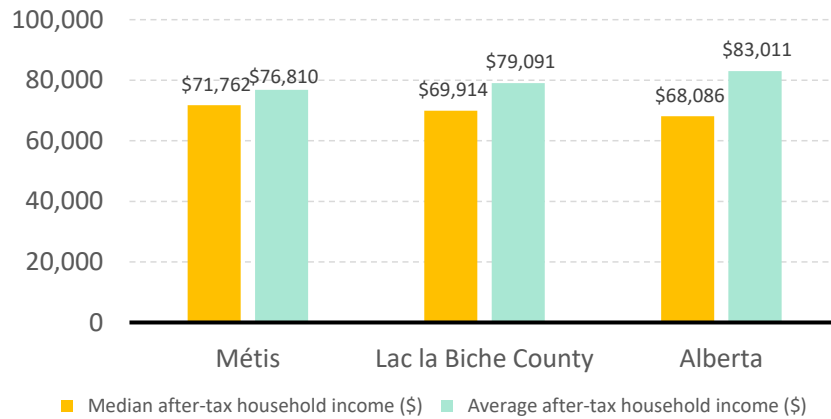
The number of Métis households spending 30% or more of household total income on shelter costs is 90, which is 12.2%

of the total private dwellings occupied by a Métis household, compared to 13.6% of the total population in Lac la Biche County and 23.0% of the total population in Alberta.

Lac la Biche County, AB

Income

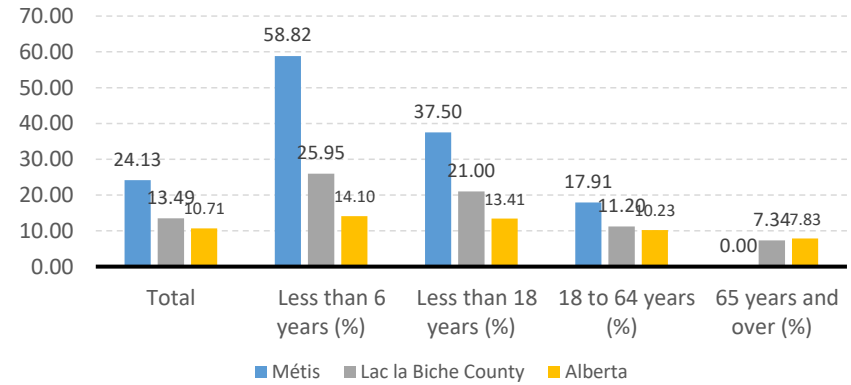
After-Tax Income of Households in 2010



For Métis singles, median after-tax household income is \$71,762, and average after-tax household income is

\$76,810. Métis has higher median and lower average after-tax income than Lac la Biche County, and higher median and lower average after-tax income than Alberta.

Prevalence of Low Income in 2010 Based On After-Tax Low-Income Measure (%)



The prevalence of low income based on after-tax low-income measure is 24.13%.

The percentage of low income is 37.50% for people less than 18 years old, 58.82% for people less than 6 years old, 17.91% for people from 18 to 64 years old, and 0.00% for people over 65 years old.