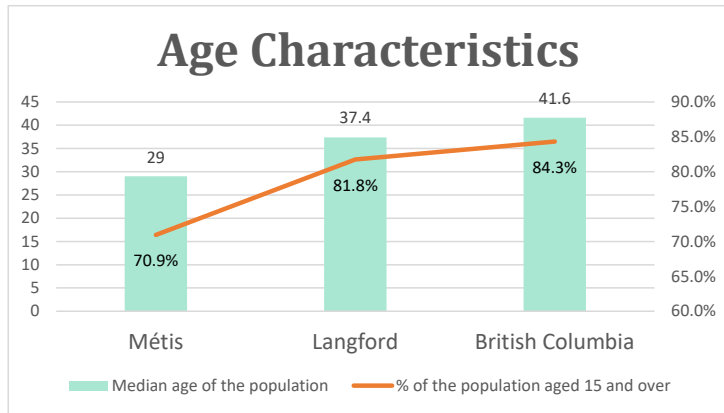


Langford, BC

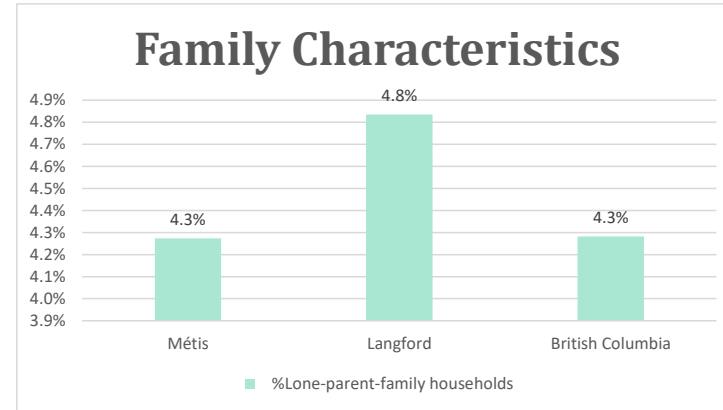
Geo_Code: 5917044

(Source: National Household survey 2011)

The total population reported with Métis single identity is 585 (Total Métis household is 345), representing 39% of Aboriginal people, accounting for 2.0% of the total population in Langford.

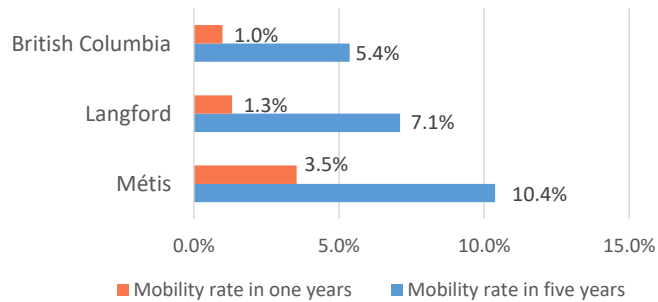


For Métis single identity population, the median age is 29.0 years old, with 70.9% of the population aged 15 and over. As for the total population, the median age is 37.4 in Langford and 41.6 years old in British Columbia, with 81.8% and 84.3% population aged 15 and over respectively.



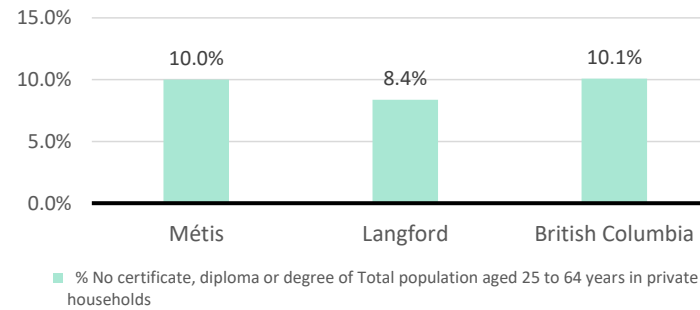
The number of Métis single lone parents household is 25, accounting for 4.3% of the total Métis single private households.

Mobility



20 Métis households moved in last year (3.5%), 55 Métis households moved in the past 5 years (10.4%).

Education



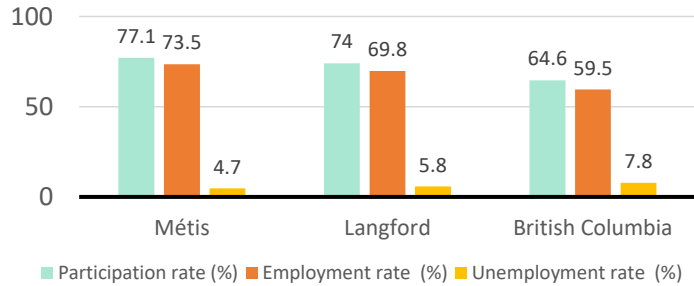
For population aged from 25 to 64 years, 10.0% Métis compared to 8.4% in Langford and 10.1% in British Columbia have no certificate, diploma or degree.

For Métis aged from 25 to 34, no Métis reported have no certificate, diploma or degree.

Langford, BC

Labor Force & Housing Statistics

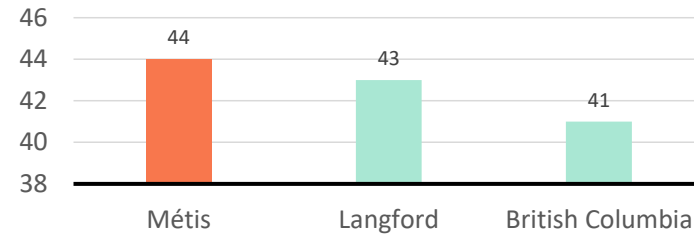
Labour Force Status



Métis participation rate is 77.1%, employment rate is 73.5%, and unemployment rate is 4.7%.

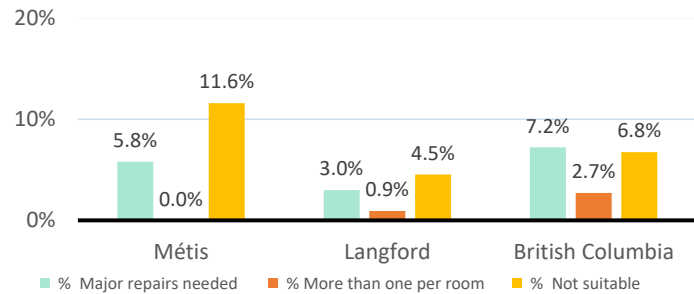
While the participation rate is higher compared with total population in Langford and British Columbia (74.0% and 64.6%), unemployment rate is lower.

Average Weeks Worked in 2010



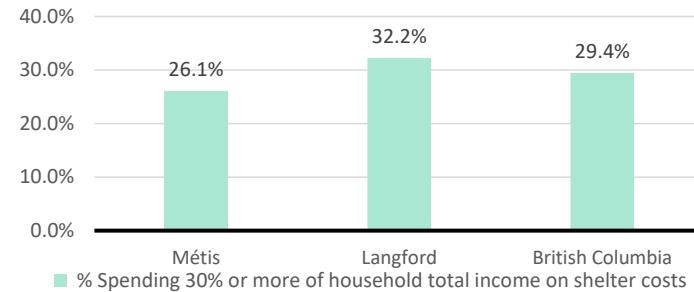
The average weeks worked in 2010 is 44.0 weeks.

Household Characteristics



There are 345 private dwellings occupied by a Métis single household, out of which 5.8% need major repairs, no Métis household reported have more than one person per room, and 11.6% Métis household reported to be not suitable.

Shelter Costs



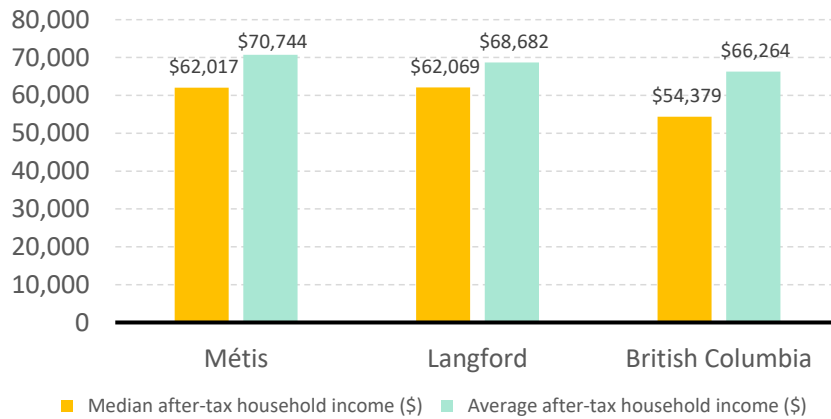
The number of Métis households spending 30% or more of household total income on shelter costs is 90, which is 26.1%

of the total private dwellings occupied by a Métis household, compared to 32.2% of the total population in Langford and 29.4% of the total population in British Columbia.

Langford, BC

Income

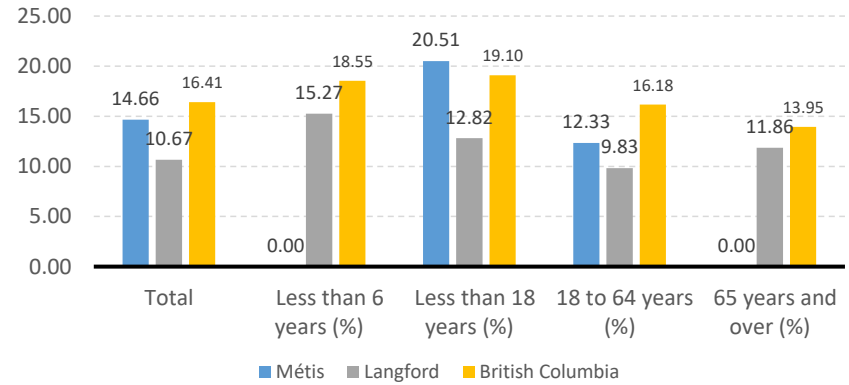
After-Tax Income of Households in 2010



For Métis singles, median after-tax household income is \$62,017, and average after-tax household income is

\$70,744. Métis has lower median and higher average after-tax income than Langford, and higher median and average after-tax income than British Columbia.

Prevalence of Low Income in 2010 Based On After-Tax Low-Income Measure (%)



The prevalence of low income based on after-tax low-income measure is 14.66%.

The percentage of low income is 20.51% for people less than 18 years old, 0.00% for people less than 6 years old, 12.33% for people from 18 to 64 years old, and 0.00% for people over 65 years old.