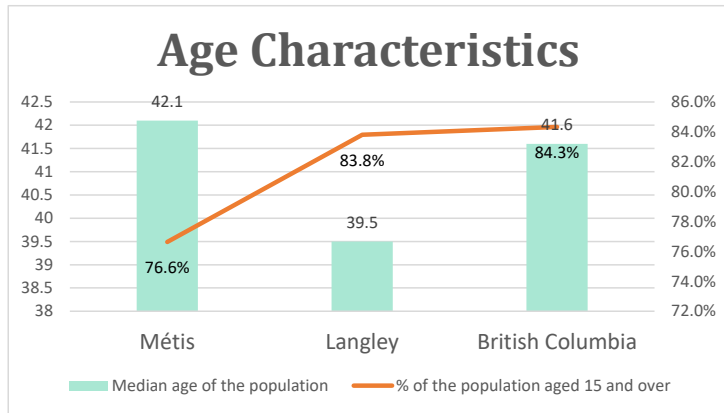


Langley, BC

Geo_Code: 5915002

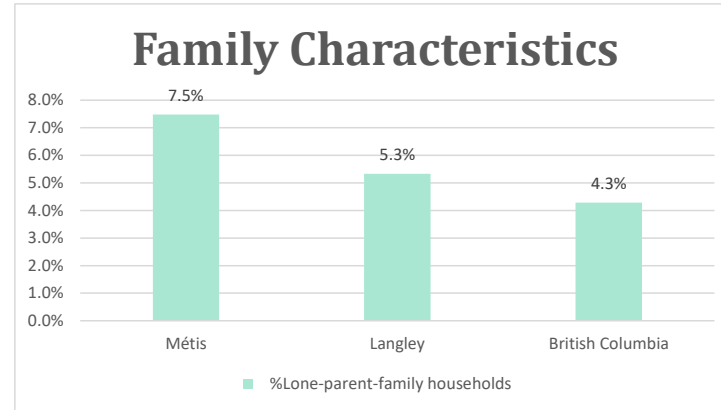
(Source: National Household survey 2011)

The total population reported with Métis single identity is 535 (Total Métis household is 385), representing 42% of Aboriginal people, accounting for 2.2% of the total population in Langley.



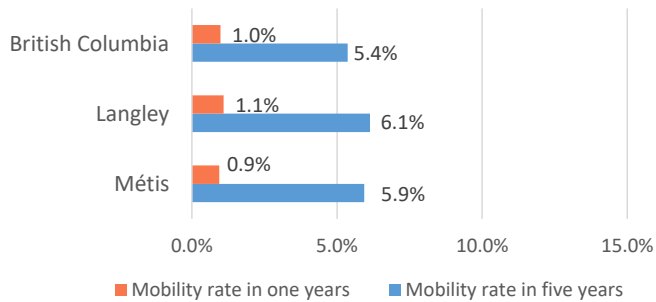
For Métis single identity population, the median age is 42.1 years old, with 76.6% of the population aged 15 and over. As for the total population, the median age is 39.5 in Langley and

41.6 years old in British Columbia, with 83.8% and 84.3% population aged 15 and over respectively.



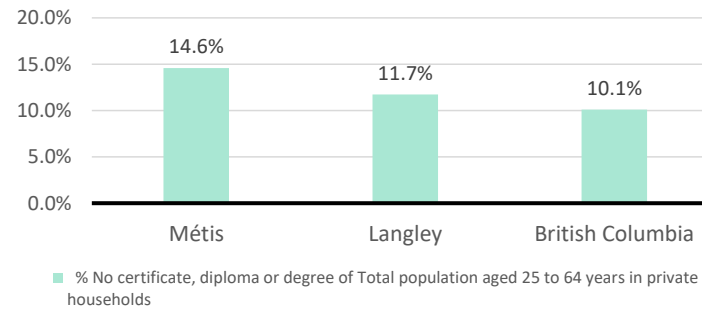
The number of Métis single lone parents household is 40, accounting for 7.5% of the total Métis single private households.

Mobility



5 Métis households moved in last year (0.9%), 30 Métis households moved in the past 5 years (5.9%).

Education



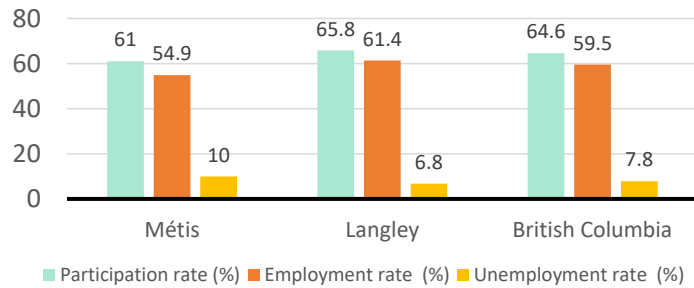
For population aged from 25 to 64 years, 14.6% Métis compared to 11.7% in Langley and 10.1% in British Columbia have no certificate, diploma or degree.

For Métis aged from 25 to 34, no Métis reported have no certificate, diploma or degree.

Langley, BC

Labor Force & Housing Statistics

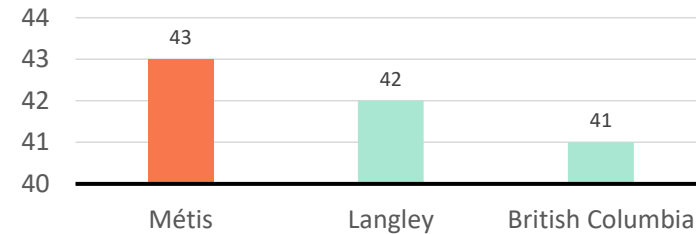
Labour Force Status



Métis participation rate is 61.0%, employment rate is 54.9%, and unemployment rate is 10.0%.

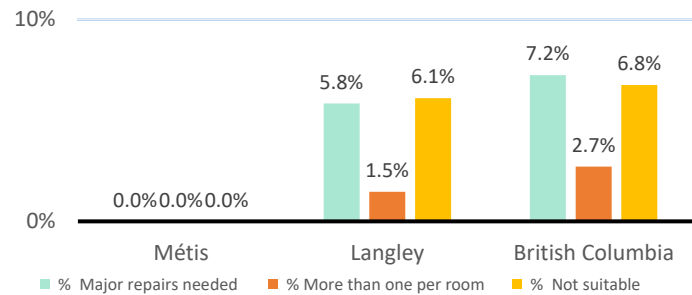
While the participation rate is lower compared with total population in Langley and British Columbia (65.8% and 64.6%), unemployment rate is higher.

Average Weeks Worked in 2010



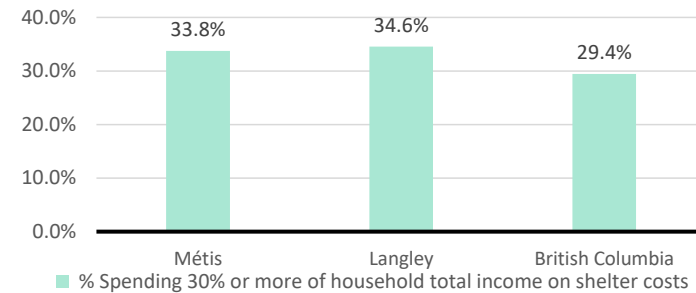
The average weeks worked in 2010 is 43.0 weeks.

Household Characteristics



There are 385 private dwellings occupied by a Métis single household, out of which no Métis single household reported need major repairs, have more than one person per room, or not suitable.

Shelter Costs



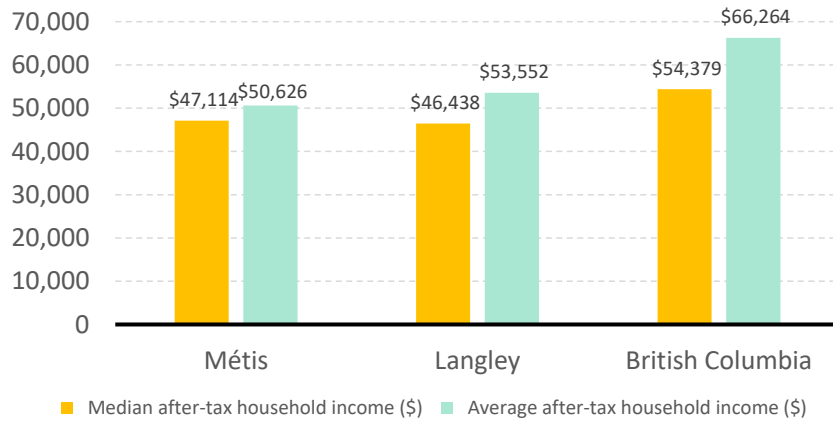
The number of Métis households spending 30% or more of household total income on shelter costs is 130, which is 33.8%

of the total private dwellings occupied by a Métis household, compared to 34.6% of the total population in Langley and 29.4% of the total population in British Columbia.

Langley, BC

Income

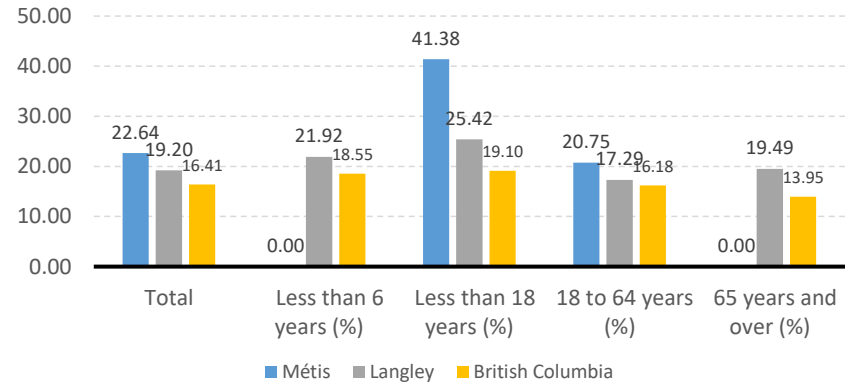
After-Tax Income of Households in 2010



For Métis singles, median after-tax household income is \$47,114, and average after-tax household income is

\$50,626. Métis has higher median and lower average after-tax income than Langley, and lower median and average after-tax income than British Columbia.

Prevalence of Low Income in 2010 Based On After-Tax Low-Income Measure (%)



The prevalence of low income based on after-tax low-income measure is 22.64%.

The percentage of low income is 41.38% for people less than 18 years old, 0.00% for people less than 6 years old, 20.75% for people from 18 to 64 years old, and 0.00% for people over 65 years old.