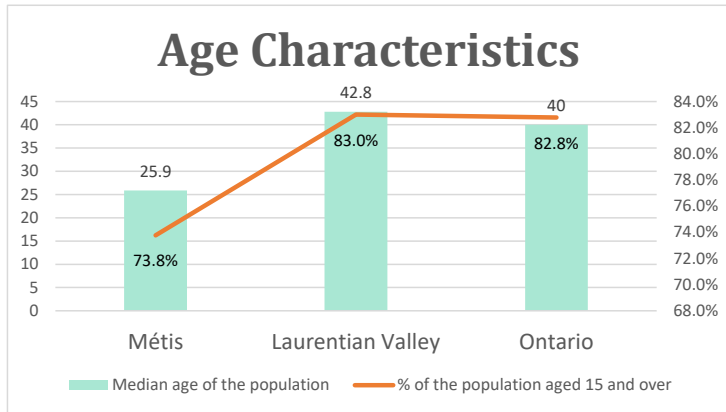


Laurentian Valley, ON

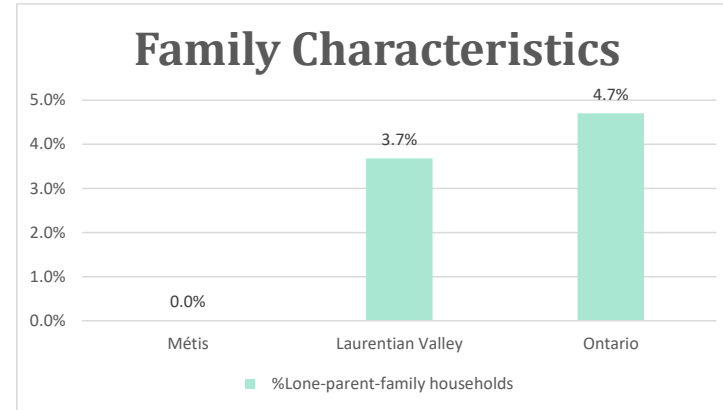
Geo_Code: 3547075

(Source: National Household survey 2011)

The total population reported with Métis single identity is 305 (Total Métis household is 175), representing 32% of Aboriginal people, accounting for 3.2% of the total population in Laurentian Valley.

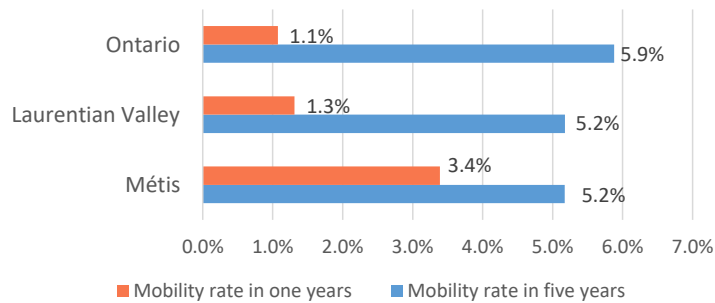


For Métis single identity population, the median age is 25.9 years old, with 73.8% of the population aged 15 and over. As for the total population, the median age is 42.8 in Laurentian Valley and 40.0 years old in Ontario, with 83.0% and 82.8% population aged 15 and over respectively.



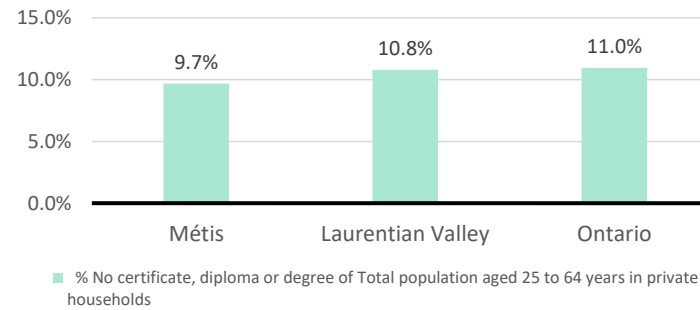
No Métis single lone parents household reported to the survey.

Mobility



10 Métis households moved in last year (3.4%), 15 Métis households moved in the past 5 years (5.2%).

Education



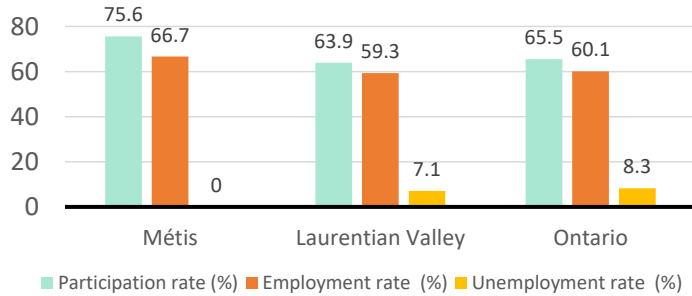
For population aged from 25 to 64 years, 9.7% Métis compared to 10.8% in Laurentian Valley and 11.0% in Ontario have no certificate, diploma or degree.

For Métis aged from 25 to 34, no Métis reported have no certificate, diploma or degree.

Laurentian Valley, ON

Labor Force & Housing Statistics

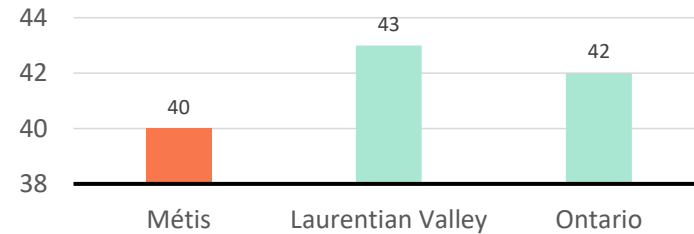
Labour Force Status



Métis participation rate is 75.6%, employment rate is 66.7%, and unemployment rate is 0.0%.

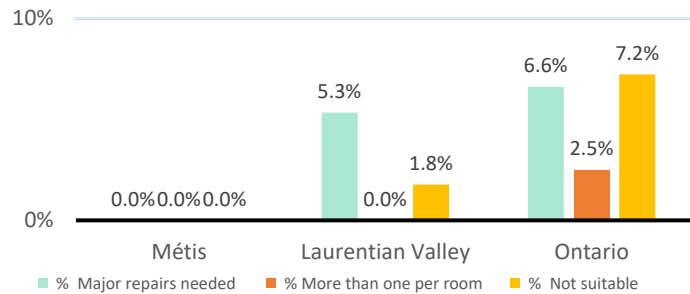
While the participation rate is higher compared with total population in Laurentian Valley and Ontario (63.9% and 65.5%), no Métis reported unemployment.

Average Weeks Worked in 2010



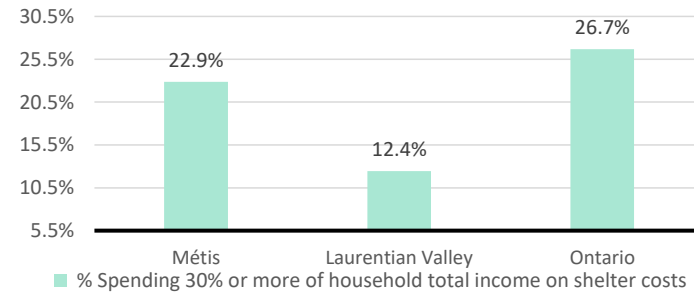
The average weeks worked in 2010 is 40.0 weeks.

Household Characteristics



There are 175 private dwellings occupied by a Métis single household, out of which no Métis single household reported need major repairs, have more than one person per room, or not suitable.

Shelter Costs



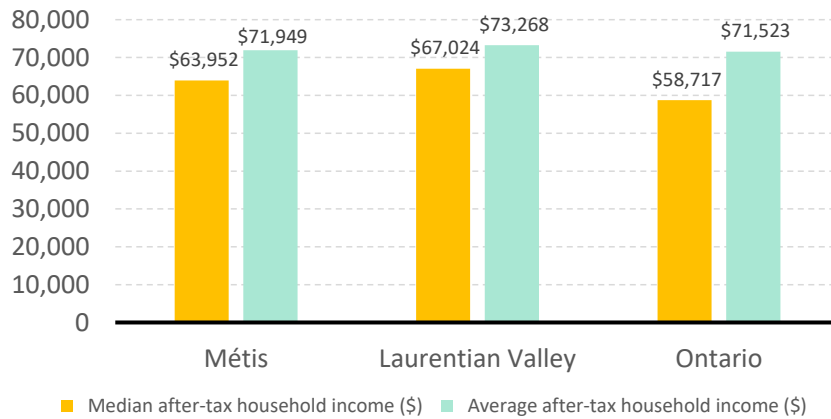
The number of Métis households spending 30% or more of household total income on shelter costs is 40, which is 22.9%

of the total private dwellings occupied by an Métis household, compared to 12.4% of the total population in Laurentian Valley and 26.7% of the total population in Ontario.

Laurentian Valley, ON

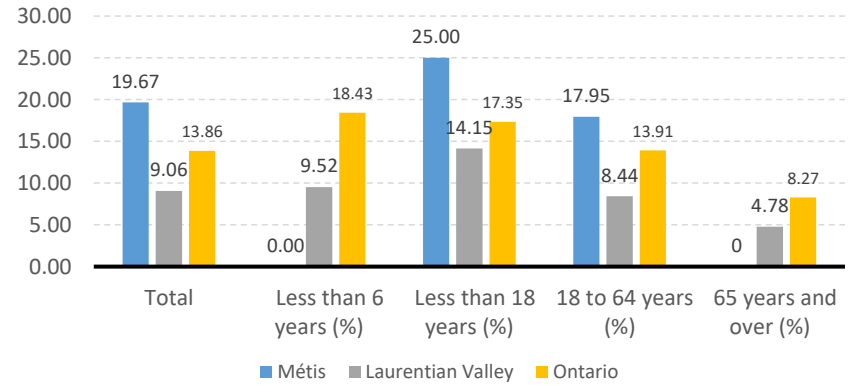
Income

After-Tax Income of Households in 2010



For Métis singles, median after-tax household income is \$63,952, and average after-tax household income is \$71,949. Métis has lower median and average after-tax income than Laurentian Valley, and higher median and average after-tax income than Ontario.

Prevalence of Low Income in 2010 Based On After-Tax Low-Income Measure (%)



The prevalence of low income based on after-tax low-income measure is 19.67%.

The percentage of low income is 25.00% for people less than 18 years old, 0.00% for people less than 6 years old, 17.95% for people from 18 to 64 years old, and 0.00% for people over 65 years old.