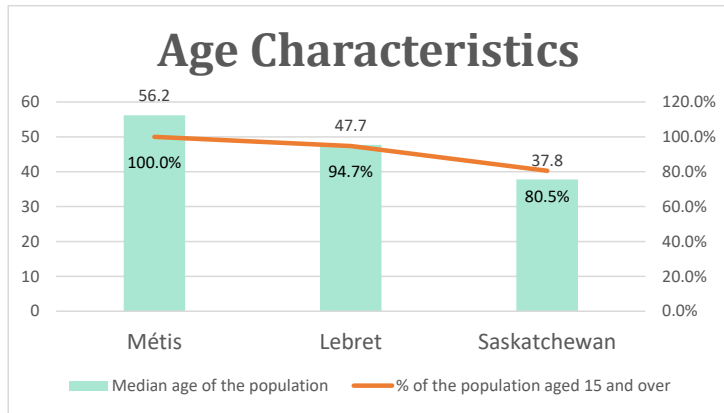


Lebret, SK

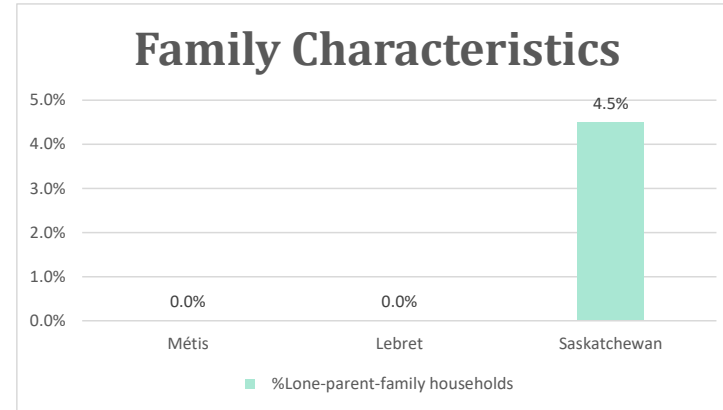
Geo_Code: 4706049

(Source: National Household survey 2011)

The total population reported with Métis single identity is 40 (Total Métis household is 40), representing 80% of Aboriginal people, accounting for 42.1% of the total population in Lebret.

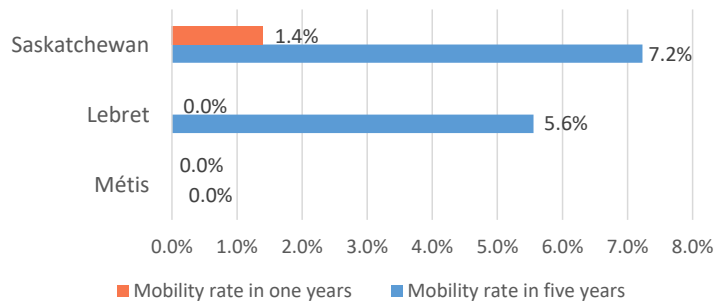


For Métis single identity population, the median age is 56.2 years old, with 100.0% of the population aged 15 and over. As for the total population, the median age is 47.7 in Lebret and 37.8 years old in Saskatchewan, with 94.7% and 80.5% population aged 15 and over respectively.



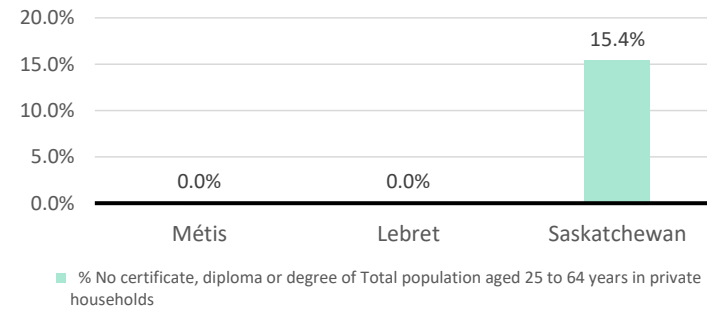
No Métis single lone parents household reported to the survey.

Mobility



No Métis households reported moving in for the last 5 years.

Education



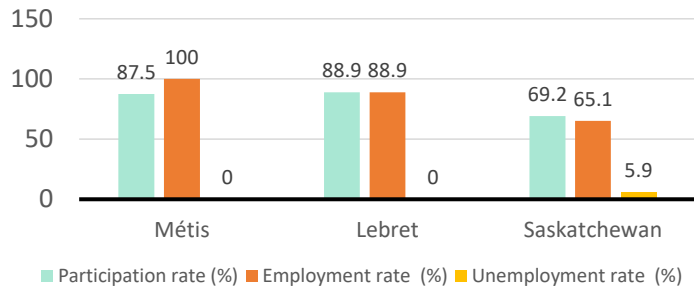
For population aged from 25 to 64 years, no Métis reported have no certificate, diploma or degree.

For Métis aged from 25 to 34, no Métis reported have no certificate, diploma or degree.

Lebret, SK

Labor Force & Housing Statistics

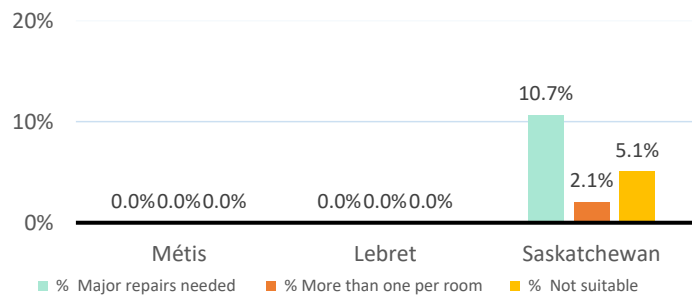
Labour Force Status



Métis participation rate is 87.5%, employment rate is 100.0%, and unemployment rate is 0.0%.

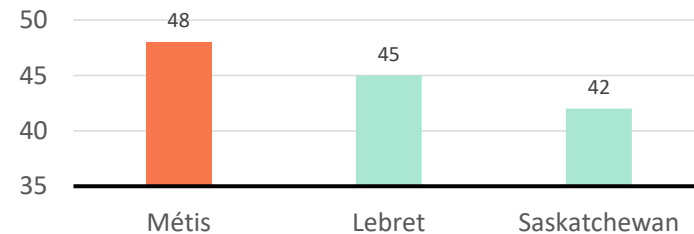
While the participation rate is lower compared with total population in Lebret and higher than Saskatchewan (88.9% and 69.2%), no Métis reported unemployment.

Household Characteristics



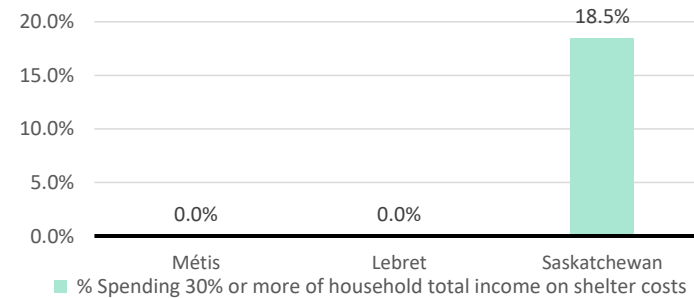
There are 40 private dwellings occupied by a Métis single household, out of which no Métis single household reported need major repairs, have more than one person per room, or not suitable.

Average Weeks Worked in 2010



The average weeks worked in 2010 is 48.0 weeks.

Shelter Costs

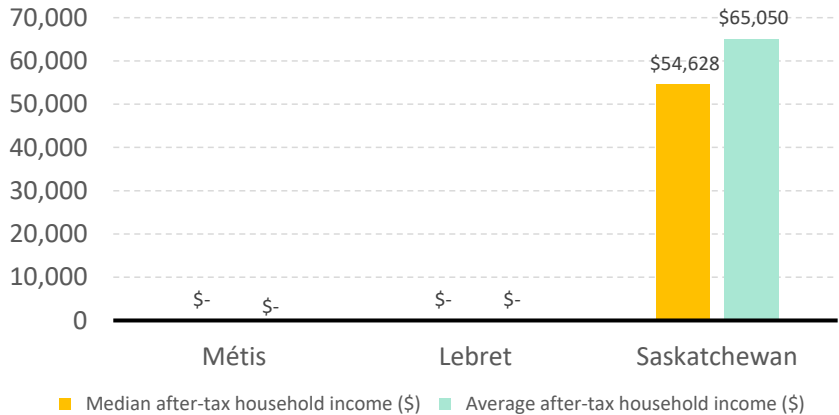


No Métis participated in the survey.

Lebret, SK

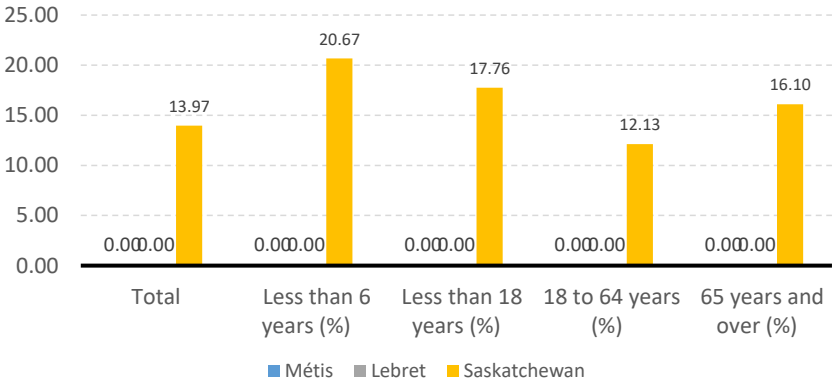
Income

After-Tax Income of Households in 2010



No Métis participated in the survey.

Prevalence of Low Income in 2010 Based On After-Tax Low-Income Measure (%)



No Métis participated in the survey.