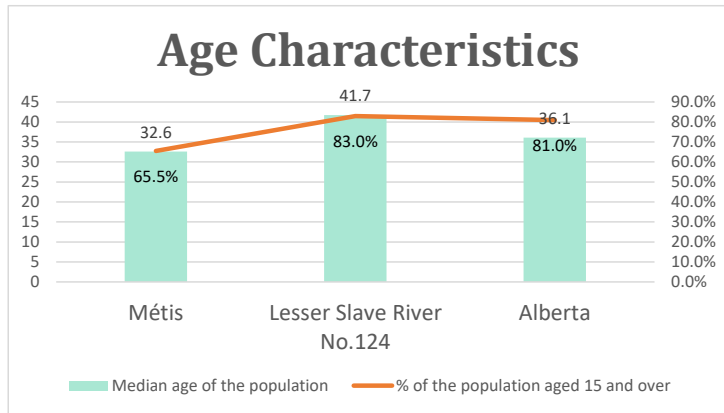


# Lesser Slave River No.124, AB

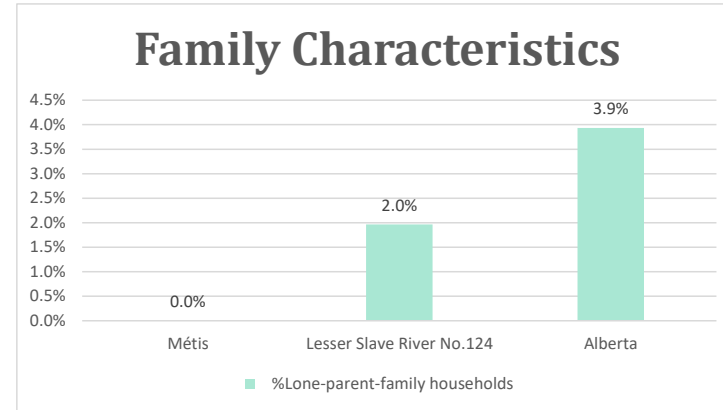
Geo\_Code: 4817033

(Source: National Household survey 2011)

The total population reported with Métis single identity is 435 (Total Métis household is 240), representing 78% of Aboriginal people, accounting for 14.3% of the total population in Lesser Slave River No.124.

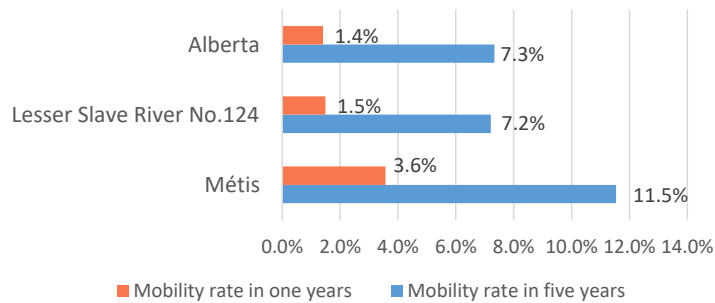


For Métis single identity population, the median age is 32.6 years old, with 65.5% of the population aged 15 and over. As for the total population, the median age is 41.7 in Lesser Slave River No.124 and 36.1 years old in Alberta, with 83.0% and 81.0% population aged 15 and over respectively.



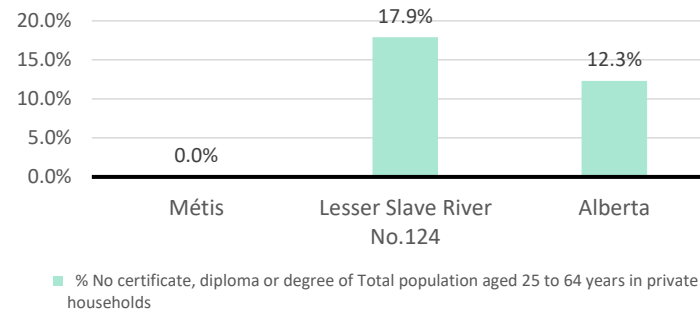
No Métis single lone parents household reported to the survey.

## Mobility



15 Métis households moved in last year (3.6%), 45 Métis households moved in the past 5 years (11.5%).

## Education



For population aged from 25 to 64 years, no Métis reported have no certificate, diploma or degree.

For Métis aged from 25 to 34, no Métis reported have no certificate, diploma or degree.

# Lesser Slave River No.124, AB

## Labor Force & Housing Statistics

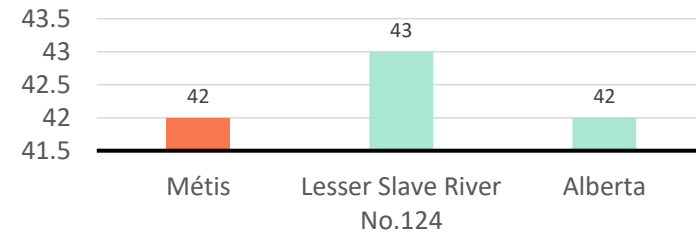
### Labour Force Status



Métis participation rate is 63.8%, employment rate is 63.8%, and unemployment rate is 0.0%.

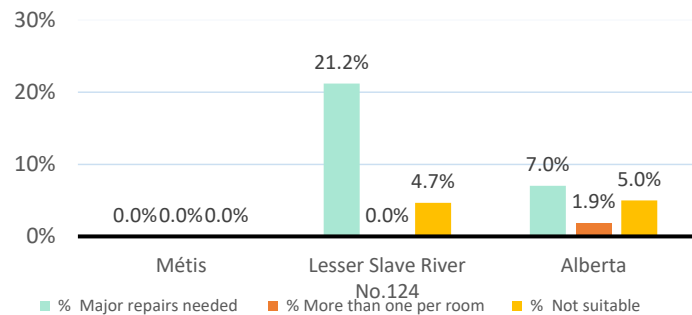
While the participation rate is lower compared with total population in Lesser Slave River No.124 and Alberta (75.2% and 73.2%), no Métis reported unemployment.

### Average Weeks Worked in 2010



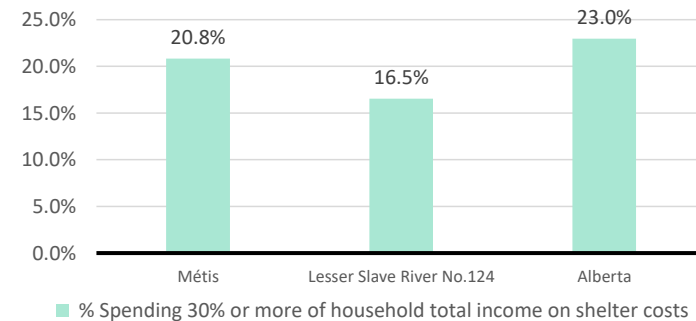
The average weeks worked in 2010 is 42.0 weeks.

### Household Characteristics



There are 240 private dwellings occupied by a Métis single household, out of which no Métis single household reported need major repairs, have more than one person per room, or not suitable.

### Shelter Costs



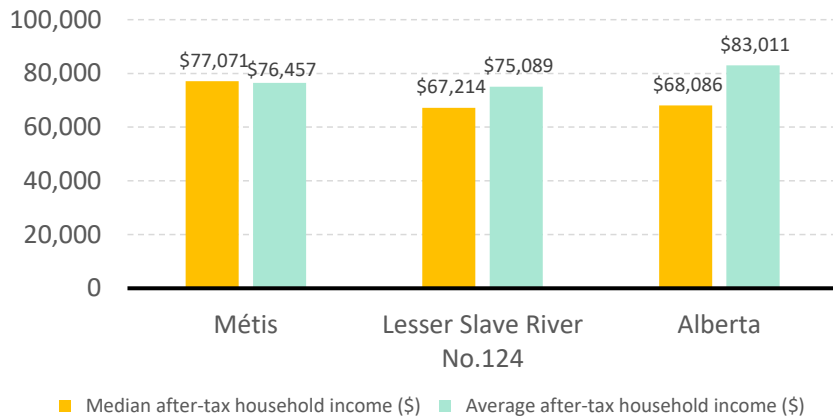
The number of Métis households of the total private dwellings occupied by a Métis household, compared to 16.5% of the total population in Lesser Slave River No.124 and 23.0% of the total population in Alberta.

of the total private dwellings occupied by a Métis household, compared to 16.5% of the total population in Lesser Slave River No.124 and 23.0% of the total population in Alberta.

# Lesser Slave River No.124, AB

## Income

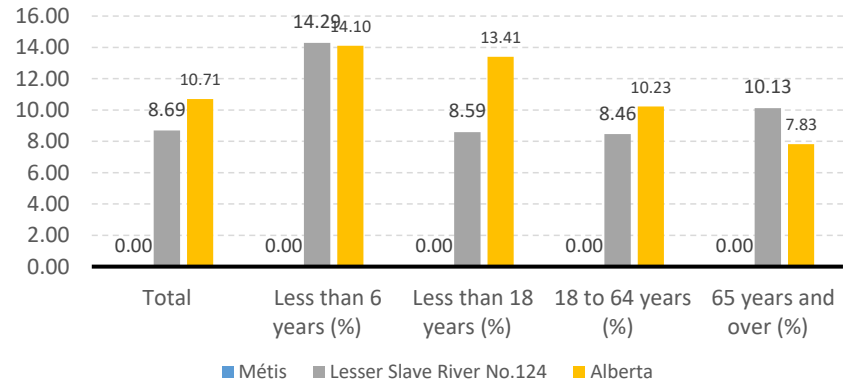
After-Tax Income of Households in 2010



For Métis singles, median after-tax household income is \$77,071, and average after-tax household income is

\$76,457. Métis has higher median and average after-tax income than Lesser Slave River No.124, and higher median and lower average after-tax income than Alberta.

Prevalence of Low Income in 2010 Based On After-Tax Low-Income Measure (%)



The prevalence of low income based on after-tax low-income measure is 0.00%.

No Métis household reported low income in Lesser Slave River No.124.