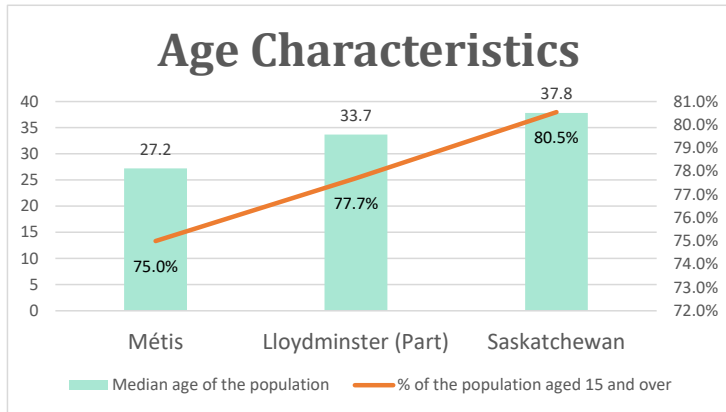


Lloydminster (Part), SK

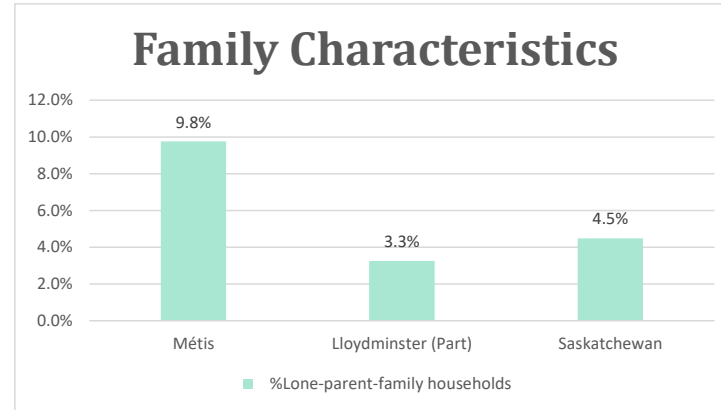
Geo_Code: 4717029

(Source: National Household survey 2011)

The total population reported with Métis single identity is 820 (Total Métis household is 460), representing 74% of Aboriginal people, accounting for 4.6% of the total population in Lloydminster (Part).

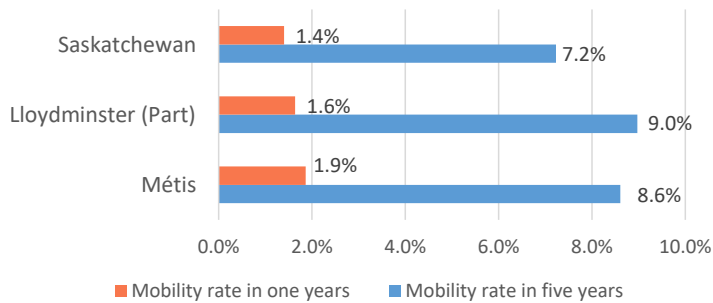


For Métis single identity population, the median age is 27.2 years old, with 75.0% of the population aged 15 and over. As for the total population, the median age is 33.7 in Lloydminster (Part) and 37.8 years old in Saskatchewan, with 77.7% and 80.5% population aged 15 and over respectively.



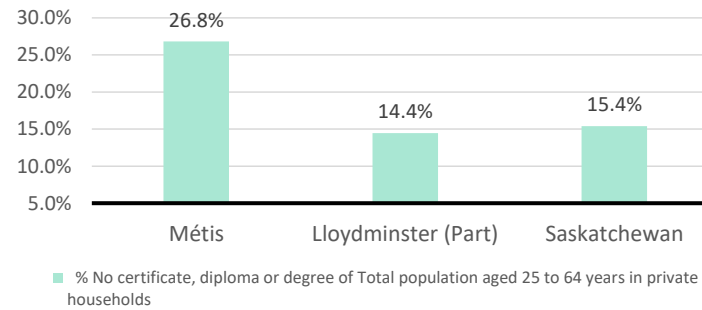
The number of Métis single lone parents household is 80, accounting for 9.8% of the total Métis single private households.

Mobility



15 Métis households moved in last year (1.9%), 65 Métis households moved in the past 5 years (8.6%).

Education



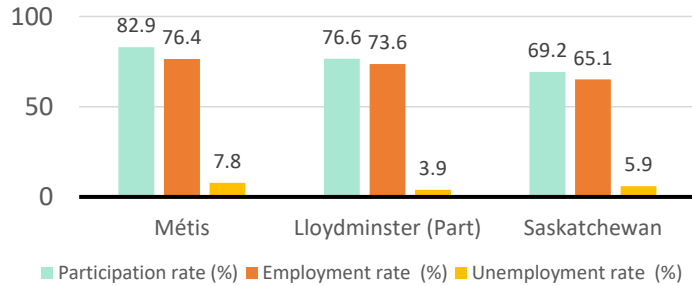
For population aged from 25 to 64 years, 26.8% Métis compared to 14.4% in Lloydminster (Part) and 15.4% in Saskatchewan have no certificate, diploma or degree.

For Métis aged from 25 to 34, 11.1% Métis reported to have no certificate, diploma or degree.

Lloydminster (Part), SK

Labor Force & Housing Statistics

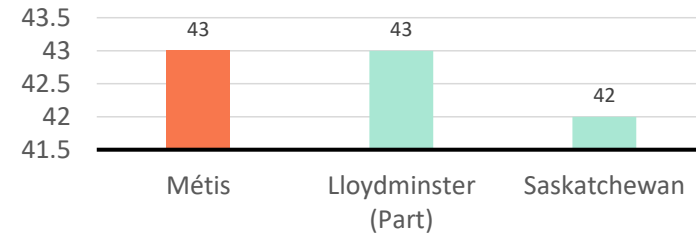
Labour Force Status



Métis participation rate is 82.9%, employment rate is 76.4%, and unemployment rate is 7.8%.

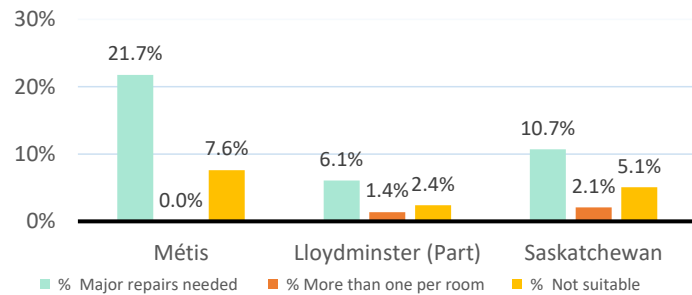
While the participation rate is higher compared with total population in Lloydminster (Part) and Saskatchewan (76.6% and 69.2%), unemployment rate is also higher.

Average Weeks Worked in 2010



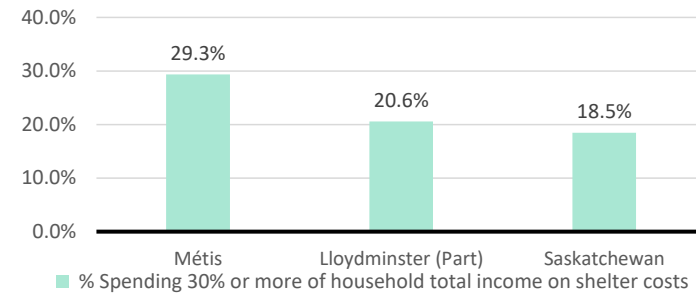
The average weeks worked in 2010 is 43.0 weeks.

Household Characteristics



There are 460 private dwellings occupied by a Métis single household, out of which 21.7% need major repairs, no Métis household reported have more than one person per room, and 7.6% Métis household reported to be not suitable.

Shelter Costs



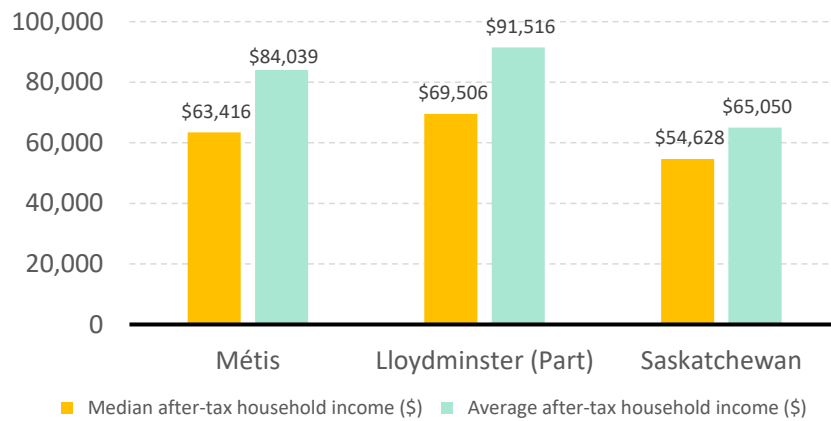
The number of Métis households spending 30% or more of household total income on shelter costs is 135, which is 29.3%

of the total private dwellings occupied by a Métis household, compared to 20.6% of the total population in Lloydminster (Part) and 18.5% of the total population in Saskatchewan.

Lloydminster (Part), SK

Income

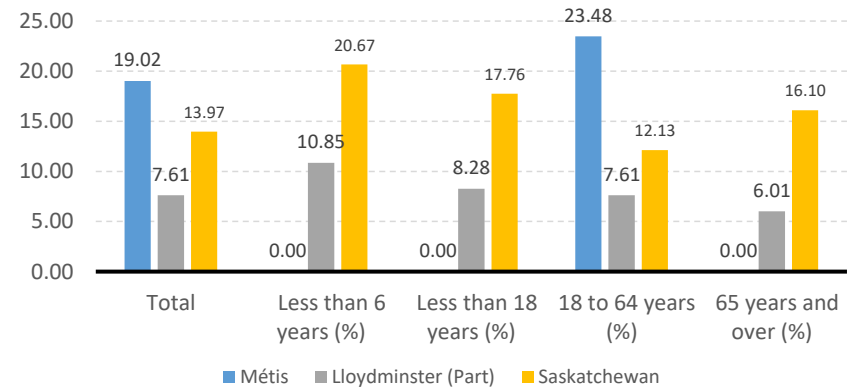
After-Tax Income of Households in 2010



For Métis singles, median after-tax household income is \$63,416, and average after-tax household income is

\$84,039. Métis has lower median and average after-tax income than Lloydminster (Part), and higher median and average after-tax income than Saskatchewan.

Prevalence of Low Income in 2010 Based On After-Tax Low-Income Measure (%)



The prevalence of low income based on after-tax low-income measure is 19.02%.

The percentage of low income is 23.48% for people from 18 to 64 years old, and no Métis household reported low income in other age groups.