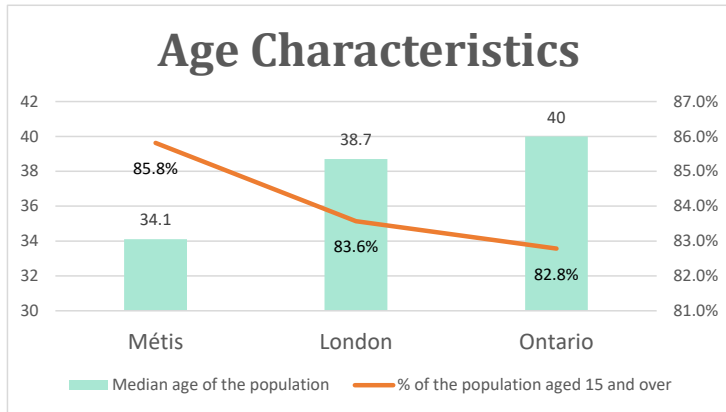


# London, ON

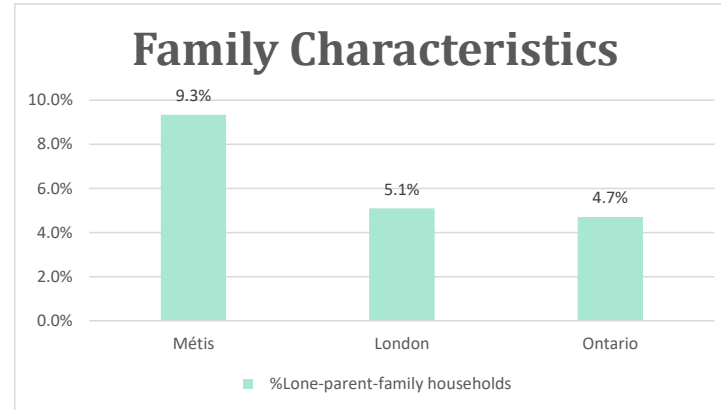
Geo\_Code: 3539036

(Source: National Household survey 2011)

The total population reported with Métis single identity is 1,445 (Total Métis household is 1,100), representing 21% of Aboriginal people, accounting for 0.4% of the total population in London.

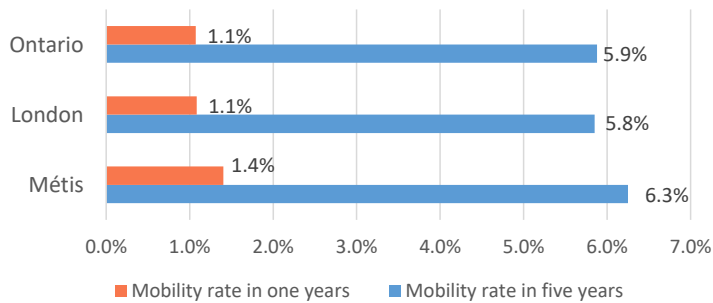


For Métis single identity population, the median age is 34.1 years old, with 85.8% of the population aged 15 and over. As for the total population, the median age is 38.7 in London and 40.0 years old in Ontario, with 83.6% and 82.8% population aged 15 and over respectively.



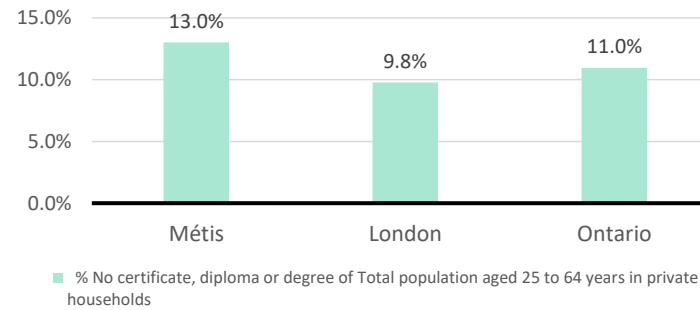
The number of Métis single lone parents household is 135, accounting for 9.3% of the total Métis single private households.

## Mobility



20 Métis households moved in last year (1.4%), 85 Métis households moved in the past 5 years (6.3%).

## Education



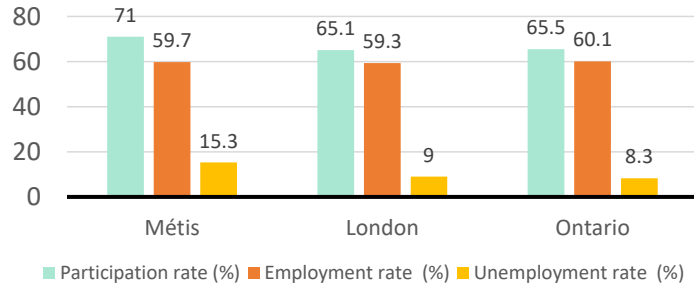
For population aged from 25 to 64 years, 13.0% Métis compared to 9.8% in London and 11.0% in Ontario have no certificate, diploma or degree.

For Métis aged from 25 to 34, 10.5% Métis reported to have no certificate, diploma or degree.

# London, ON

## Labor Force & Housing Statistics

### Labour Force Status



Métis participation rate is 71.0%, employment rate is 59.7%, and unemployment rate is 15.3%.

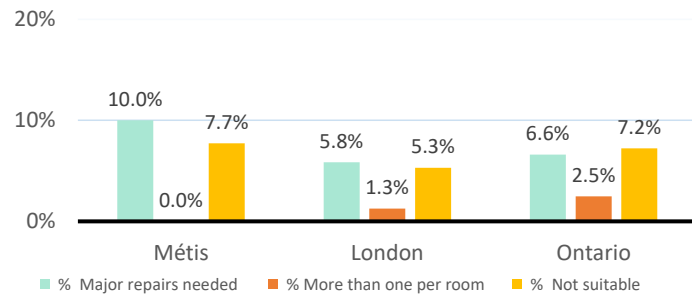
While the participation rate is higher compared with total population in London and Ontario (65.1% and 65.5%), unemployment rate is also higher.

### Average Weeks Worked in 2010



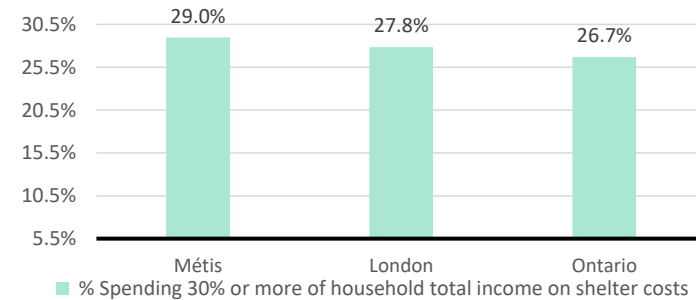
The average weeks worked in 2010 is 39.0 weeks.

### Household Characteristics



There are 1100 private dwellings occupied by a Métis single household, out of which 10.0% need major repairs, no Métis household reported have more than one person per room, and 7.7% Métis household reported to be not suitable.

### Shelter Costs



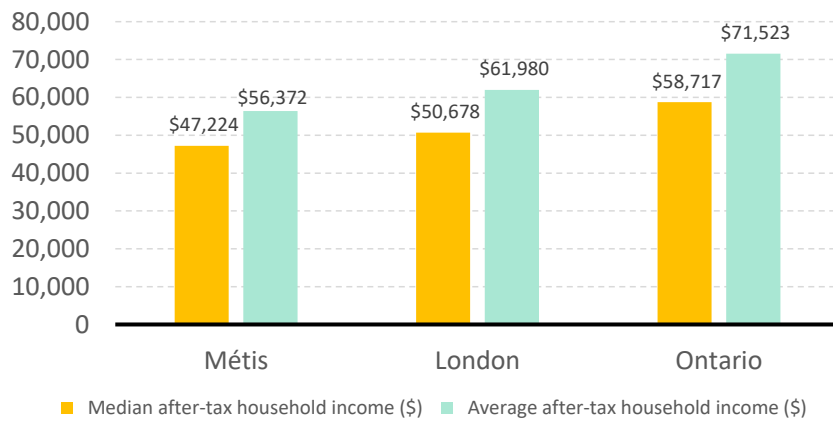
The number of Métis households spending 30% or more of household total income on shelter costs is 320, which is 29.0%

of the total private dwellings occupied by an Métis household, compared to 27.8% of the total population in London and 26.7% of the total population in Ontario.

# London, ON

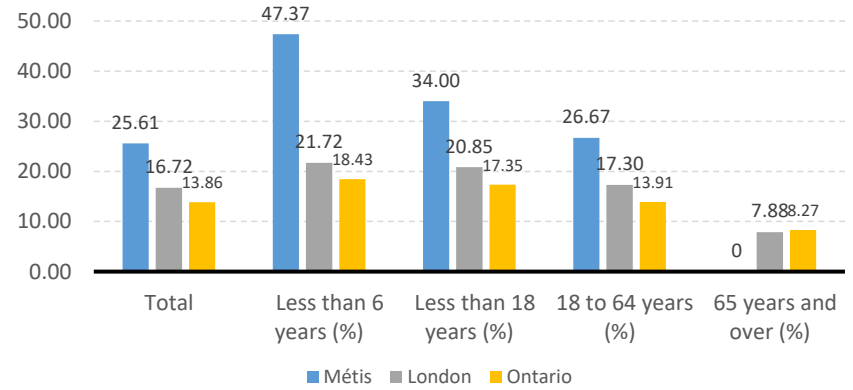
## Income

After-Tax Income of Households in 2010



For Métis singles, median after-tax household income is \$47,224, and average after-tax household income is \$56,372. Métis has lower median and average after-tax income than London and Ontario.

Prevalence of Low Income in 2010 Based On After-Tax Low-Income Measure (%)



The prevalence of low income based on after-tax low-income measure is 25.61%.

The percentage of low income is 34.00% for people less than 18 years old, 47.37% for people less than 6 years old, 26.67% for people from 18 to 64 years old, and 0.00% for people over 65 years old.