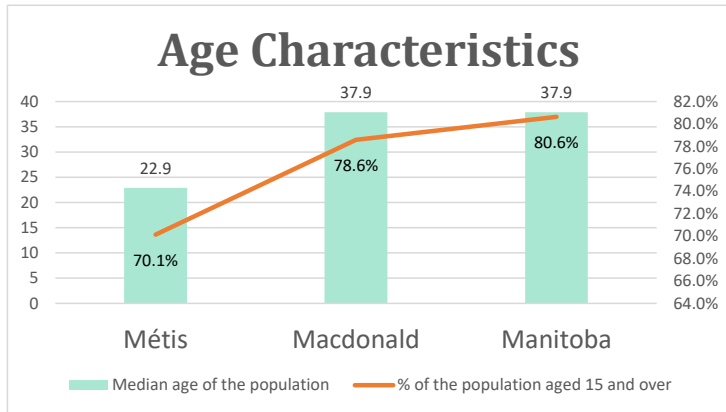


Macdonald, MB

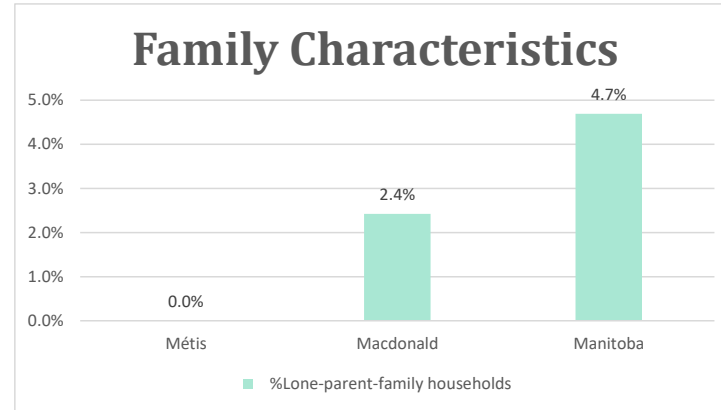
Geo_Code: 4610035

(Source: National Household survey 2011)

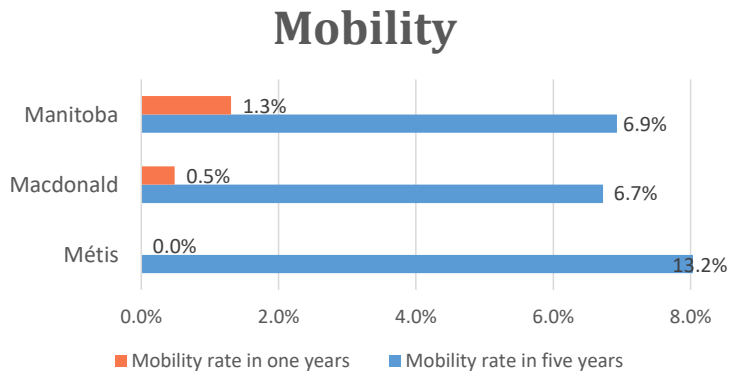
The total population reported with Métis single identity is 385 (Total Métis household is 165), representing 79% of Aboriginal people, accounting for 6.2% of the total population in Macdonald.



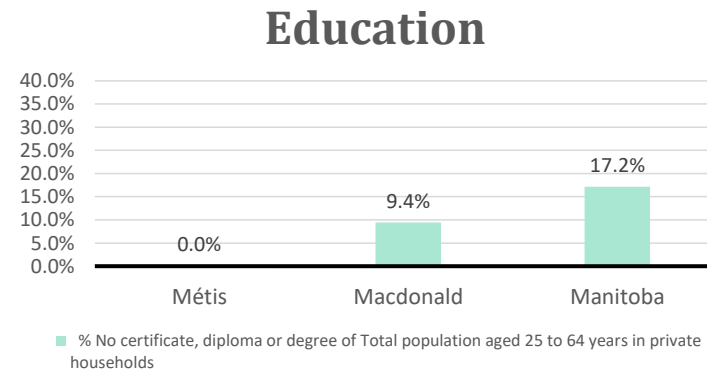
For Métis single identity population, the median age is 22.9 years old, with 70.1% of the population aged 15 and over. As for the total population, the median age is 37.9 in Macdonald and 37.9 years old in Manitoba, with 78.6% and 80.6% population aged 15 and over respectively.



No Métis single lone parents household reported to the survey.



No Métis households reported moving in for the last year. 45 Métis households moved in the past 5 years (13.2%).



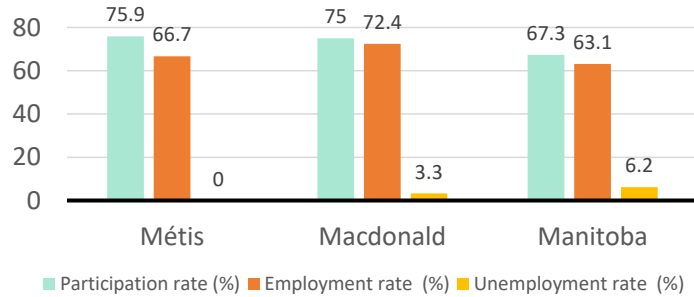
For population aged from 25 to 64 years, no Métis reported to have no certificate, diploma or degree.

For Métis aged from 25 to 34, no Métis reported without certificate, diploma or degree.

Macdonald, MB

Labor Force & Housing Statistics

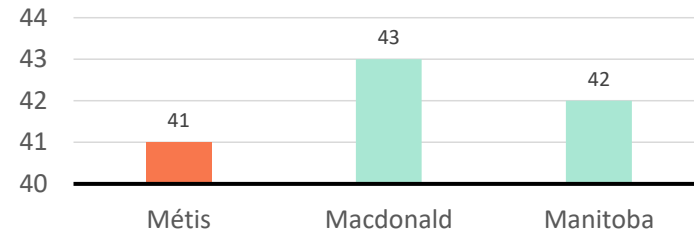
Labour Force Status



Métis participation rate is 75.9%, employment rate is 66.7%, and unemployment rate is 0.0%.

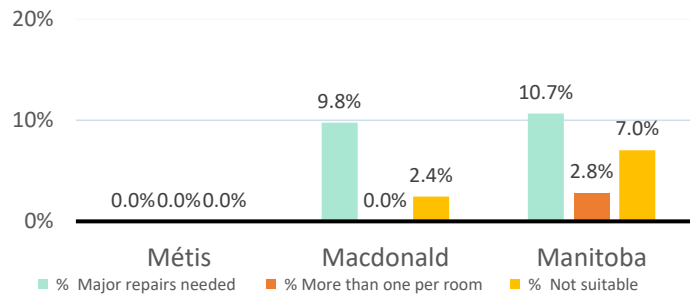
While the participation rate is higher compared with total population in Macdonald and Manitoba (75.0% and 67.3%), no Métis reported unemployment.

Average Weeks Worked in 2010



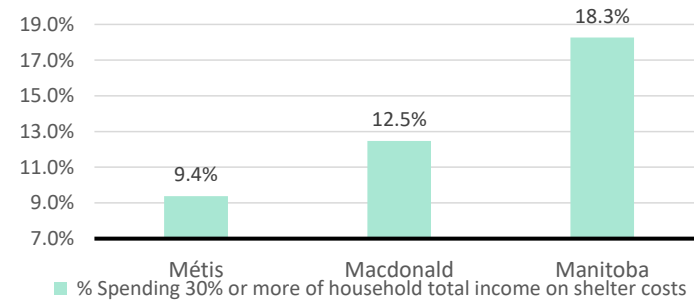
The average weeks worked in 2010 is 41.0 weeks.

Household Characteristics



There are 165 private dwellings occupied by a Métis single household, out of which no Métis single household reported need major repairs, have more than one person per room, or not suitable.

Shelter Costs



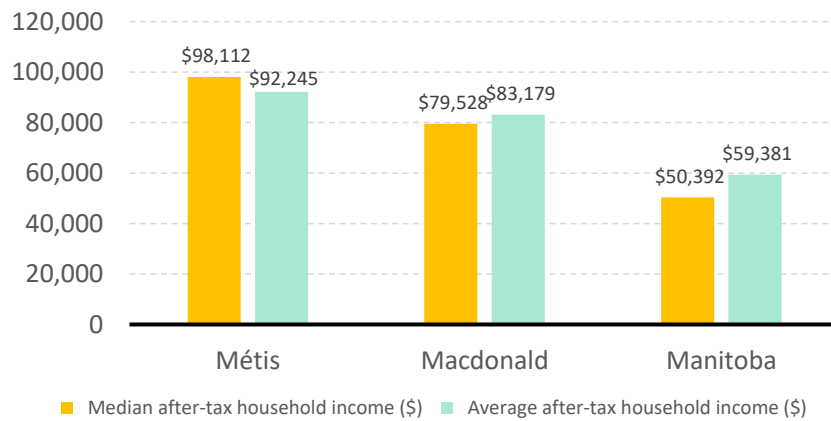
The number of Métis households of the total private dwellings occupied by an Métis household, compared to 12.5% of the total population in Macdonald and 18.3% of the total population in Manitoba.

The number of Métis households of the total private dwellings occupied by an Métis household, compared to 12.5% of the total population in Macdonald and 18.3% of the total population in Manitoba.

Macdonald, MB

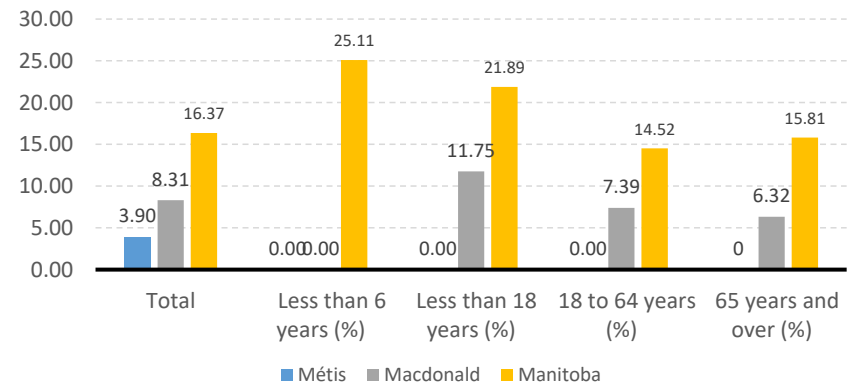
Income

After-Tax Income of Households in 2010



For Métis singles, median after-tax household income is \$98,112, and average after-tax household income is \$92,245. Métis has higher median and average income than Macdonald and Manitoba.

Prevalence of Low Income in 2010 Based On After-Tax Low-Income Measure (%)



The prevalence of low income based on after-tax low-income measure is 3.90%.

No Métis household reported low income in Macdonald.