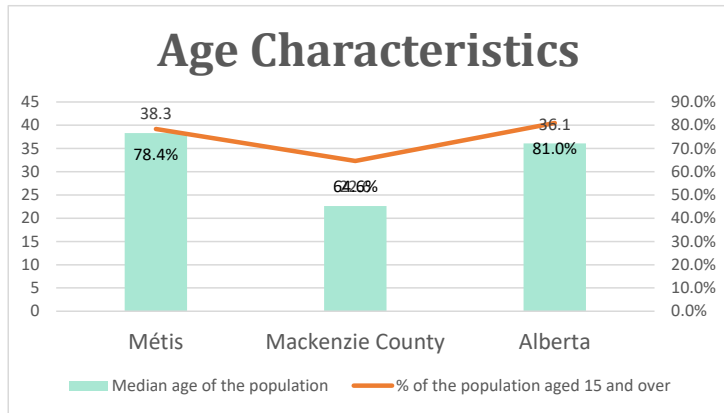


Mackenzie County, AB

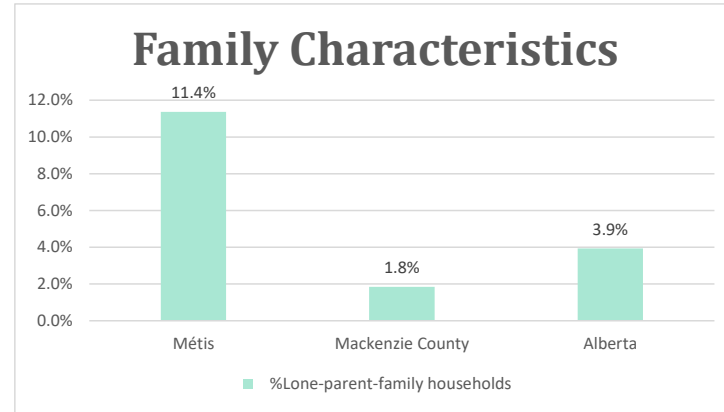
Geo_Code: 4817095

(Source: National Household survey 2011)

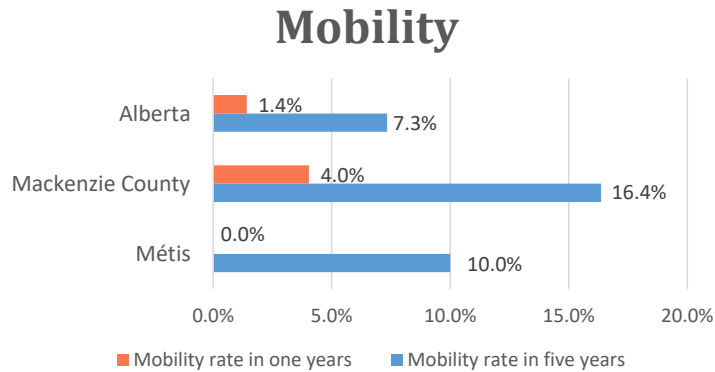
The total population reported with Métis single identity is 440 (Total Métis household is 225), representing 55% of Aboriginal people, accounting for 4.1% of the total population in Mackenzie County.



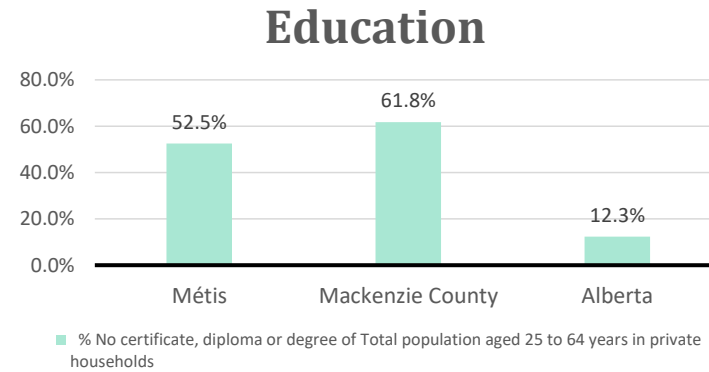
For Métis single identity population, the median age is 38.3 years old, with 78.4% of the population aged 15 and over. As for the total population, the median age is 22.6 in Mackenzie County and 36.1 years old in Alberta, with 64.6% and 81.0% population aged 15 and over respectively.



The number of Métis single lone parents household is 50, accounting for 11.4% of the total Métis single private households.



No Métis households reported moving in for the last year. 40 Métis households moved in the past 5 years (10.0%).



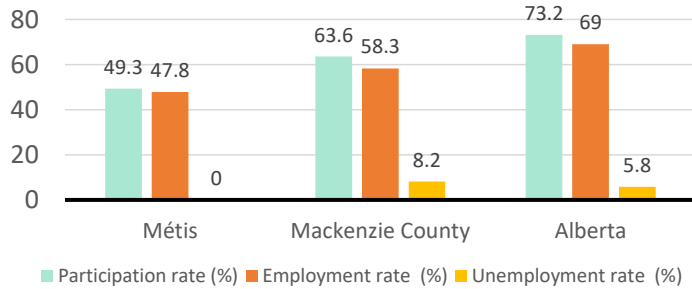
For population aged from 25 to 64 years, 52.5% Métis compared to 61.8% in Mackenzie County and 12.3% in Alberta have no certificate, diploma or degree.

For Métis aged from 25 to 34, 50.0% Métis reported to have no certificate, diploma or degree.

Mackenzie County, AB

Labor Force & Housing Statistics

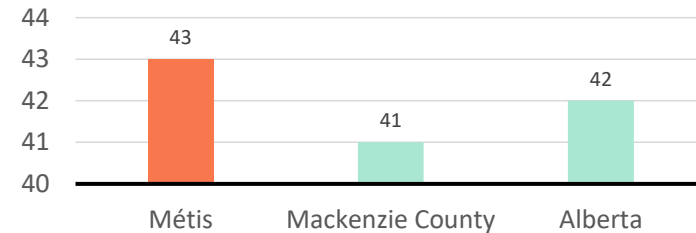
Labour Force Status



Métis participation rate is 49.3%, employment rate is 47.8%, and unemployment rate is 0.0%.

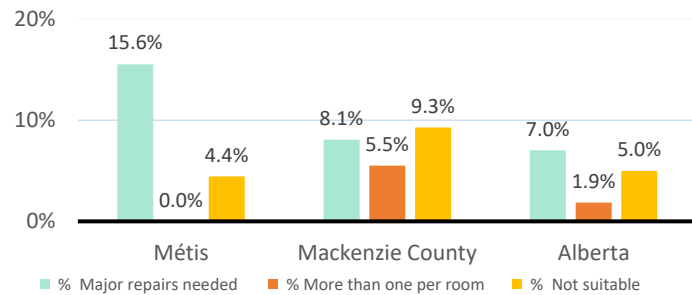
While the participation rate is lower compared with total population in Mackenzie County and Alberta (63.6% and 73.2%), no Métis reported unemployment.

Average Weeks Worked in 2010



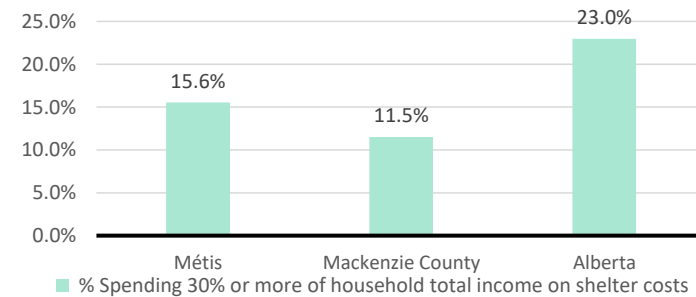
The average weeks worked in 2010 is 43.0 weeks.

Household Characteristics



There are 225 private dwellings occupied by a Métis single household, out of which 15.6% need major repairs, no Métis household reported have more than one person per room, and 4.4% Métis household reported to be not suitable.

Shelter Costs



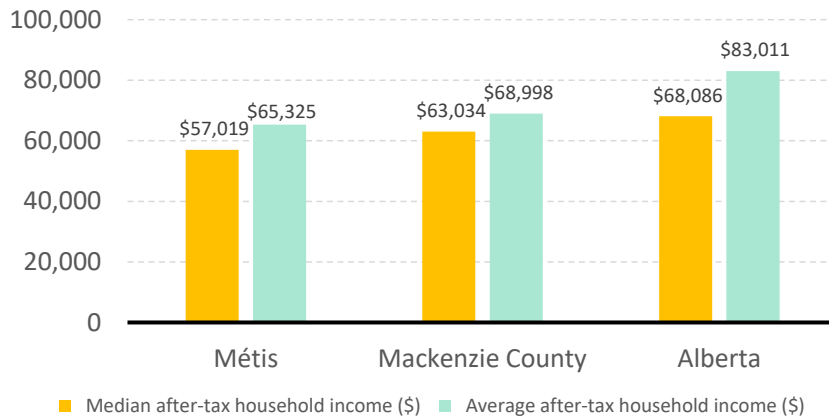
The number of Métis households spending 30% or more of household total income on shelter costs is 35, which is 15.6%

of the total private dwellings occupied by a Métis household, compared to 11.5% of the total population in Mackenzie County and 23.0% of the total population in Alberta.

Mackenzie County, AB

Income

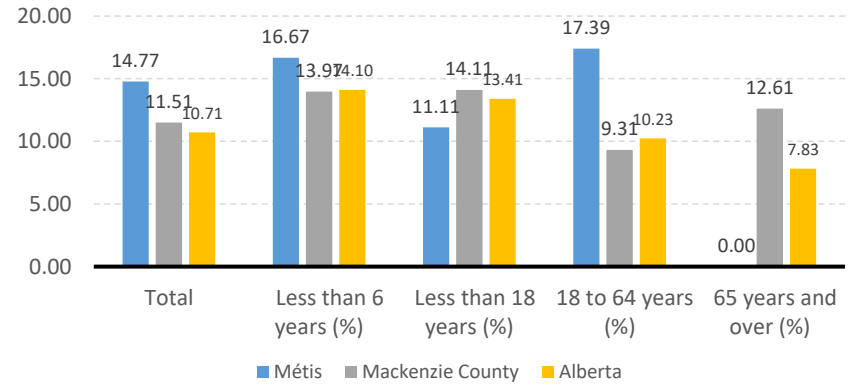
After-Tax Income of Households in 2010



For Métis singles, median after-tax household income is \$57,019, and average after-tax household income is

\$65,325. Métis has lower median and average after-tax income than Mackenzie County and Alberta.

Prevalence of Low Income in 2010 Based On After-Tax Low-Income Measure (%)



The prevalence of low income based on after-tax low-income measure is 14.77%.

The percentage of low income is 11.11% for people less than 18 years old, 16.67% for people less than 6 years old, 17.39% for people from 18 to 64 years old, and 0.00% for people over 65 years old.